



# At Home Recycle Challenge Grid

Colour in each square when you have completed the task to become a champion recycler!




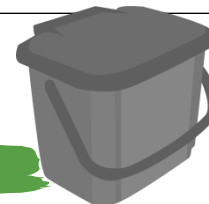
<p><b>Action</b></p> <p>Put your cereal boxes, cans, old magazines, plastic bottles and juice cartons in the clear recycling sack.</p>	<p><b>Look</b></p> <p>Find the recycle logo on your breakfast cereal box and plastic milk bottle. </p>	<p><b>Action</b></p> <p>Help to put out the recycling and rubbish by 7am on the day the lorry comes.</p>
<p><b>Create</b></p> <p>Create a colourful poster (on computer or on paper) to teach others how to recycle.</p>		<p><b>Teach a grown up</b></p> <p>Search 'Milton Keynes Recycling Factory' on You Tube and watch this interesting video together.</p>
<p><b>Teach a grown up</b></p> <p>Together look at <a href="http://www.Milton-Keynes.gov.uk/recycling">www.Milton-Keynes.gov.uk/recycling</a> to teach them what goes in the clear recycling sack, blue box, yellow bag and green bin!</p>	<p><b>Create</b></p> <p>Draw a picture or create a junk model of a recycling truck.</p>	<p><b>Action</b></p> <p>Put used tissues in the bin – not in the clear recycling sack!</p>



 Milton Keynes recycles



[www.milton-keynes.gov.uk/recycling](http://www.milton-keynes.gov.uk/recycling)



  
milton keynes council