

Your Guide to Council Tax in 2022/23

What is Council Tax?

Council Tax is a local tax set by local councils to help pay for local services. All homes have to pay Council Tax - the amount you pay will depend on the valuation band your home has been placed in by the Valuation Office Agency.

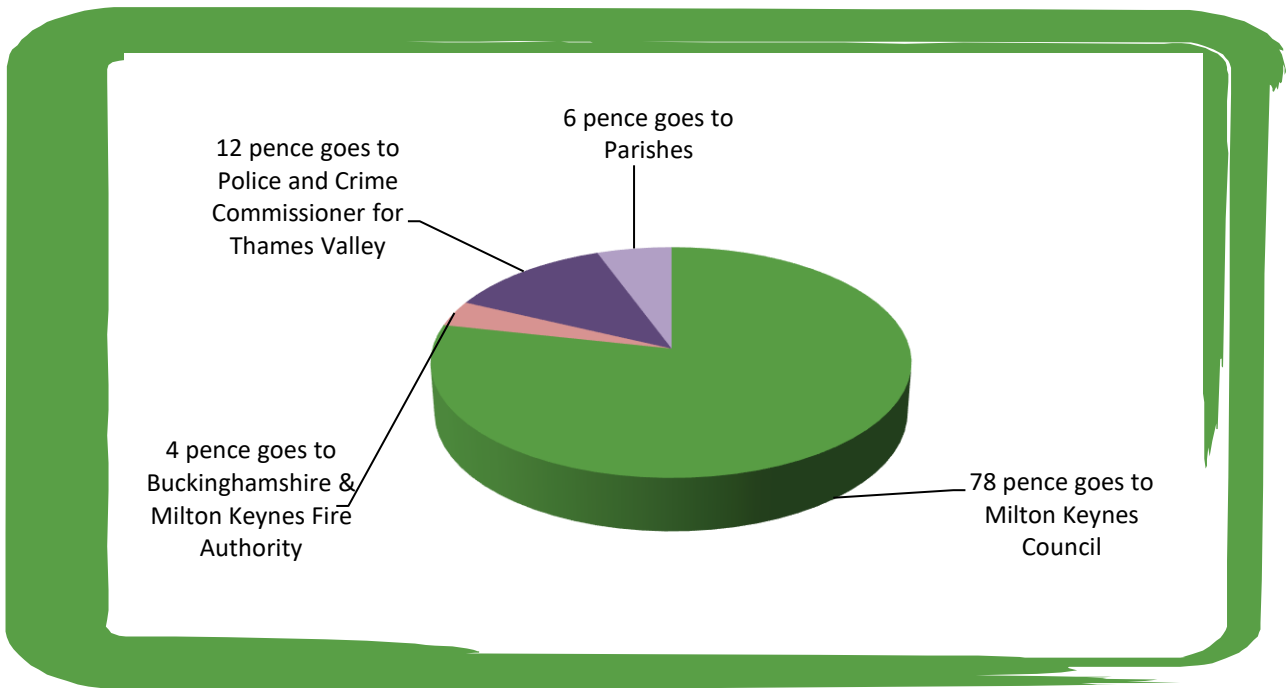
For details about how to pay your Council Tax, please look at the back of your bill.

What does it pay for?

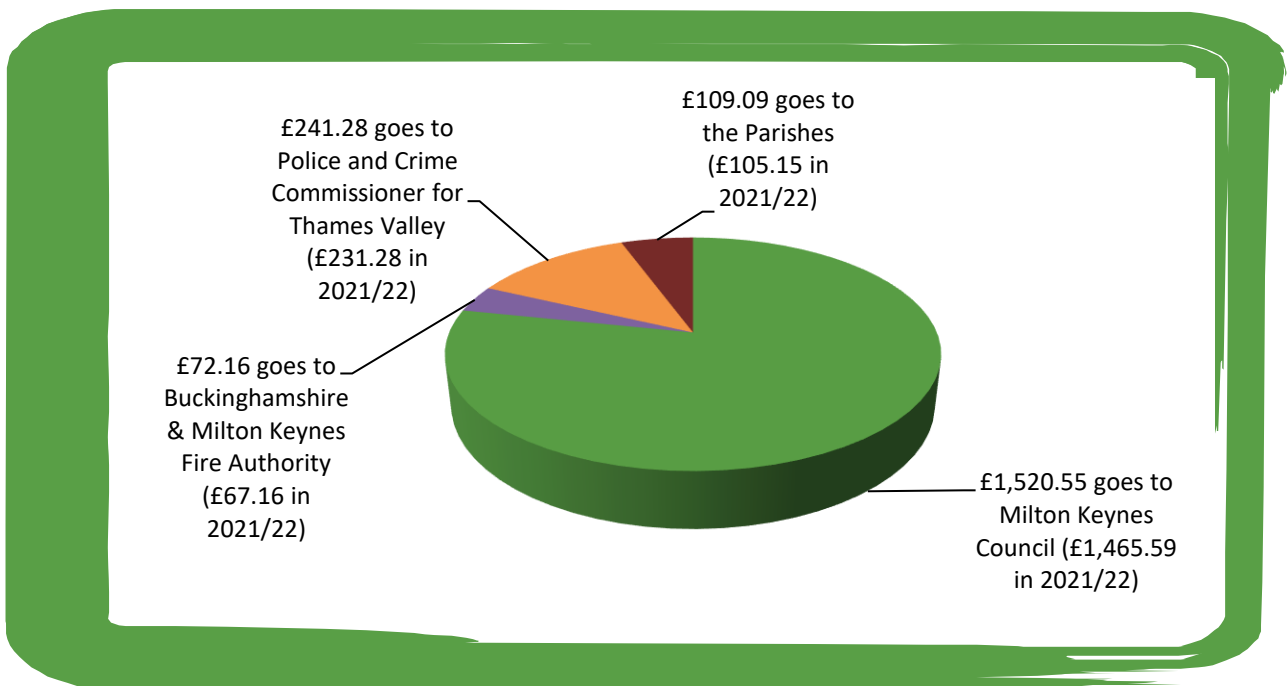
We collect your Council Tax and put it into a separate fund called the Collection Fund.

This year, we need to collect £175.59 million through Council Tax. Out of each Pound we collect, 78 pence will go to Milton Keynes Council to pay for things such as education, social services, libraries, leisure services, refuse collection, street cleansing and parks and open spaces; 12 pence will go to the Police and Crime Commissioner for Thames Valley; 4 pence will go to Buckinghamshire and Milton Keynes Fire Authority; and 6 pence will go to Parish and Town councils (on average).

For every £1 we collect...



For every average Band D Council Tax we collect



How has the Council Tax charge changed this year?

Your Council Tax contributes to the funding of the following bodies; Milton Keynes Council, your parish or town council, Police and Crime Commissioner for Thames Valley and Buckinghamshire and Milton Keynes Fire Authority. Milton Keynes only has control over the first of these; the other precepting bodies are separate from Milton Keynes and make their own decisions about the level of their precepts. your Council Tax and put it into a separate fund called the Collection Fund.

Milton Keynes Council has chosen to increase the precept it charges to fund its own expenditure requirement by 3.75%, 1.76% of which is an Adult Social Care levy.

Buckinghamshire and Milton Keynes Fire Authority have increased their precept by 7.4% and The Police and Crime Commissioner for Thames Valley have increased their precept by 4.3%.

Your individual parish or town council will have set its precept based on local decisions; therefore this element of your Council Tax bill may have changed from last year depending upon the parish in which you live.

2021/22		2022/23	2022/23									
Parish	Area	Parish	Parish	Precept	Band A	Band B	Band C	Band D	Band E	Band F	Band G	Band H
Purposes		Purposes	Band D	Equivalent	£	£	£	£	£	£	£	£
£		£	£	£	£	£	£	£	£	£	£	£
65,750	Abbey Hill (PC)	68,485	47.65	1,254.43	1,463.49	1,672.57	1,881.64	2,299.79	2,717.93	3,136.07	3,763.28	
8,000	Astwood & Hardmead (PC)	8,287	61.21	1,263.47	1,474.04	1,684.62	1,895.20	2,316.36	2,737.51	3,158.67	3,790.40	
732,147	Bletchley & Fenny Stratford (TC)	963,259	176.69	1,340.45	1,563.86	1,787.27	2,010.68	2,457.50	2,904.32	3,351.13	4,021.36	
27,000	Bow Brickhill (PC)	30,657	111.42	1,296.94	1,513.09	1,729.25	1,945.41	2,377.73	2,810.04	3,242.35	3,890.82	
144,159	Bradwell (PC)	148,238	54.08	1,258.71	1,468.49	1,678.28	1,888.07	2,307.65	2,727.22	3,146.78	3,776.14	
197,322	Broughton & Milton Keynes (PC)	209,696	33.69	1,245.12	1,452.63	1,660.16	1,867.68	2,282.73	2,697.76	3,112.80	3,735.36	
0	Calverton (PM)	0	0.00	1,222.66	1,426.43	1,630.21	1,833.99	2,241.55	2,649.10	3,056.65	3,667.98	
753,508	Campbell Park (PC)	788,934	197.70	1,354.46	1,580.20	1,805.94	2,031.69	2,483.18	2,934.67	3,386.15	4,063.38	
31,944	Castlethorpe (PC)	33,470	75.24	1,272.82	1,484.95	1,697.09	1,909.23	2,333.51	2,757.78	3,182.05	3,818.46	
152,700	Central Milton Keynes (TC)	182,918	77.97	1,274.64	1,487.07	1,699.52	1,911.96	2,336.85	2,761.72	3,186.60	3,823.92	
500	Chicheley (PM)	500	12.60	1,231.06	1,436.23	1,641.41	1,846.59	2,256.95	2,667.30	3,077.65	3,693.18	
7,000	Clifton Reynes & Newton Blossomville (PC)	5,000	24.91	1,239.27	1,445.80	1,652.35	1,858.90	2,272.00	2,685.08	3,098.17	3,717.80	
0	Cold Brayfield (PM)	0	0.00	1,222.66	1,426.43	1,630.21	1,833.99	2,241.55	2,649.10	3,056.65	3,667.98	
18,000	Emberton (PC)	18,500	64.23	1,265.48	1,476.39	1,687.30	1,898.22	2,320.05	2,741.88	3,163.70	3,796.44	
45,276	Fairfields (PC)	52,235	49.25	1,255.49	1,464.74	1,673.99	1,883.24	2,301.74	2,720.24	3,138.73	3,766.48	
2,000	Gayhurst (PM)	2,000	23.38	1,238.25	1,444.61	1,650.99	1,857.37	2,270.13	2,682.87	3,095.62	3,714.74	
594,359	Great Linford (PC)	610,036	97.85	1,287.89	1,502.54	1,717.19	1,931.84	2,361.14	2,790.44	3,219.73	3,863.68	
124,860	Hanslope (PC)	122,278	104.61	1,292.40	1,507.79	1,723.19	1,938.60	2,369.40	2,800.20	3,231.00	3,877.20	
22,848	Haversham & Little Linford (PC)	23,576	72.73	1,271.15	1,483.00	1,694.86	1,906.72	2,330.44	2,754.15	3,177.87	3,813.44	
111,700	Kents Hill, Monkston & Brinklow (PC)	113,984	44.19	1,252.12	1,460.80	1,669.49	1,878.18	2,295.56	2,712.93	3,130.30	3,756.36	
750	Lathbury (PM)	750	12.83	1,231.21	1,436.41	1,641.61	1,846.82	2,257.23	2,667.63	3,078.03	3,693.64	
32,450	Lavendon (PC)	35,375	58.48	1,261.65	1,471.91	1,682.19	1,892.47	2,313.03	2,733.57	3,154.12	3,784.94	
12,530	Little Brickhill (PC)	14,080	72.96	1,271.30	1,483.18	1,695.06	1,906.95	2,330.72	2,754.49	3,178.25	3,813.90	
88,016	Loughton & Great Holm (PC)	93,546	41.66	1,250.43	1,458.82	1,667.24	1,875.65	2,292.47	2,709.27	3,126.08	3,751.30	
6,296	Moulsoe (PC)	6,808	46.73	1,253.81	1,462.78	1,671.75	1,880.72	2,298.66	2,716.60	3,134.53	3,761.44	
75,588	New Bradwell (PC)	75,374	82.93	1,277.95	1,490.93	1,703.93	1,916.92	2,342.91	2,768.89	3,194.87	3,833.84	
953,996	Newport Pagnell (TC)	996,266	190.69	1,349.79	1,574.74	1,799.71	2,024.68	2,474.62	2,924.54	3,374.47	4,049.36	
20,423	North Crawley (PC)	20,007	58.45	1,261.63	1,471.89	1,682.17	1,892.44	2,312.99	2,733.53	3,154.07	3,784.88	
285,000	Olney (TC)	307,185	114.20	1,298.79	1,515.25	1,731.72	1,948.19	2,381.13	2,814.06	3,246.98	3,896.38	
9,104	Old Woughton (PC)	10,925	25.86	1,239.90	1,446.54	1,653.20	1,859.85	2,273.16	2,686.45	3,099.75	3,719.70	
9,478	Ravenstone (PC)	9,756	77.71	1,274.47	1,486.87	1,699.29	1,911.70	2,336.53	2,761.35	3,186.17	3,823.40	

2021/22 Parish Purposes	Area	2022/23 Parish Purposes	2022/23 Parish Precept Band D Equivalent	Band A	Band B	Band C	Band D	Band E	Band F	Band G	Band H
£		£	£	£	£	£	£	£	£	£	£
219,869	Stony Stratford (TC)	232,058	90.89	1,283.25	1,497.12	1,711.00	1,924.88	2,352.64	2,780.39	3,208.13	3,849.76
1,550	Tyringham & Filgrave (PM)	1,600	14.51	1,232.32	1,437.71	1,643.10	1,848.50	2,259.28	2,670.06	3,080.83	3,697.00
409,307	Walton (PC)	404,641	94.63	1,285.75	1,500.03	1,714.33	1,928.62	2,357.21	2,785.79	3,214.37	3,857.24
0	Warrington (PM)	0	0.00	1,222.66	1,426.43	1,630.21	1,833.99	2,241.55	2,649.10	3,056.65	3,667.98
38,800	Wavendon (PC)	62,550	50.00	1,255.99	1,465.32	1,674.65	1,883.99	2,302.66	2,721.32	3,139.98	3,767.98
1,032,878	West Bletchley (PC)	1,114,522	161.07	1,330.04	1,551.71	1,773.38	1,995.06	2,438.41	2,881.76	3,325.10	3,990.12
10,016	Weston Underwood (PC)	10,742	85.72	1,279.81	1,493.10	1,706.41	1,919.71	2,346.32	2,772.92	3,199.52	3,839.42
60,784	Whitehouse (PC)	73,250	55.63	1,259.75	1,469.70	1,679.66	1,889.62	2,309.54	2,729.45	3,149.37	3,779.24
139,420	Woburn Sands (TC)	145,750	98.65	1,288.43	1,503.16	1,717.90	1,932.64	2,362.12	2,791.59	3,221.07	3,865.28
437,738	Wolverton & Greenleys (TC)	476,732	128.23	1,308.15	1,526.16	1,744.19	1,962.22	2,398.28	2,834.32	3,270.37	3,924.44
577,812	Woughton (PC)	631,141	260.75	1,396.49	1,629.24	1,861.99	2,094.74	2,560.24	3,025.74	3,491.23	4,189.48
	AVERAGE AMOUNT			1,295.39	1,511.28	1,727.18	1,943.08	2,374.88	2,806.67	3,238.47	3,886.16
9,065,655	TOTAL	9,857,495									

Property Band Variations

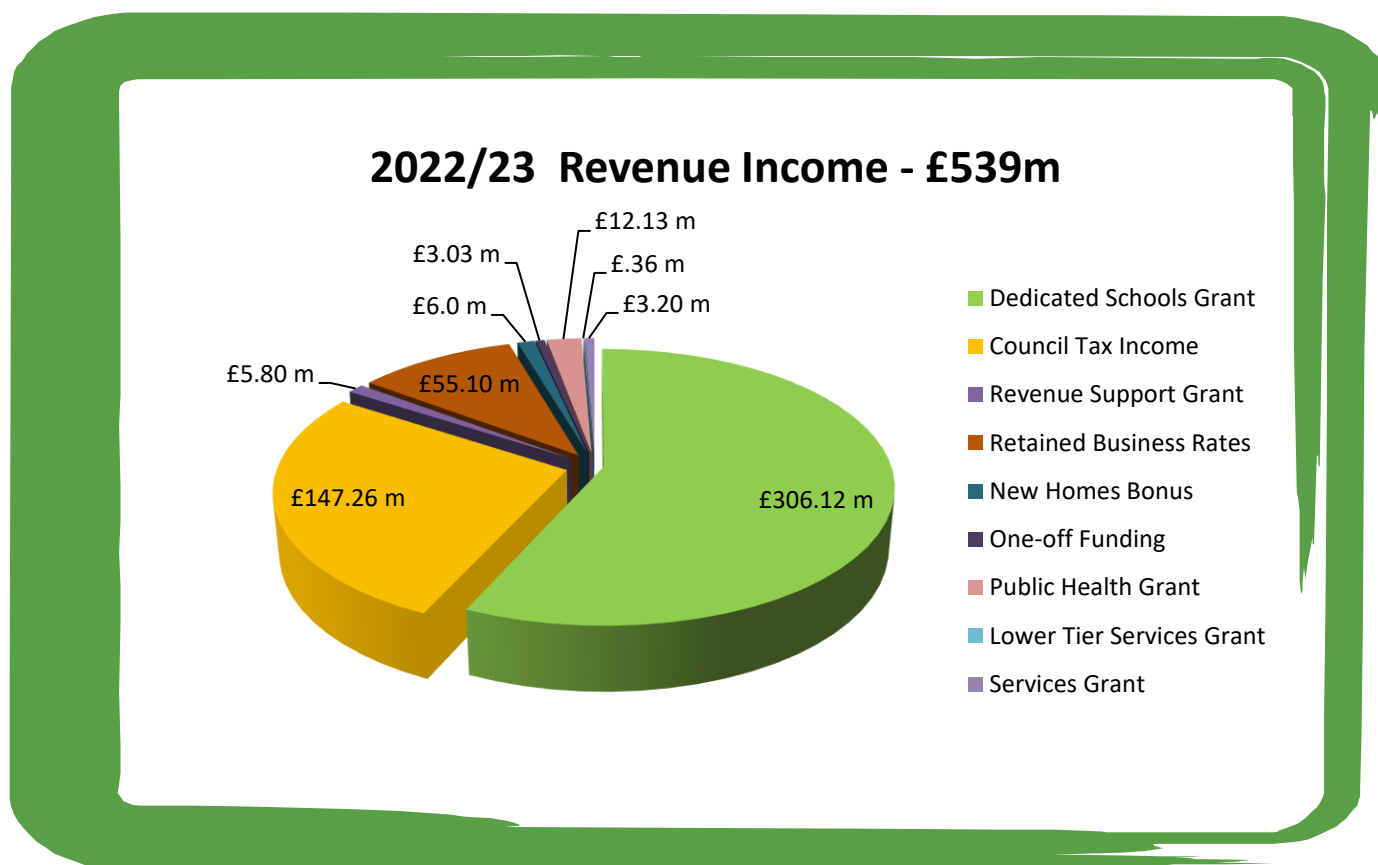
The table on the previous two pages shows how much Council Tax you have to pay, depending on where you live and which valuation band your home is in. Parish and Town Councils need extra money to pay for things like community centres, footpaths and extra street lighting.

Please contact your parish council for further information.

Funding the 2022/23 Budget

Council tax is only one part of the Council's income.

This chart shows how Milton Keynes Council's expenditure is funded.



Overall, next year the expenditure of Milton Keynes and the Parish Councils will be £539 million, which is approximately £1,995 for everyone who lives in Milton Keynes.

Council Tax Requirement

Council Tax Income is broken down in the table below.

	2021/22	2022/23
	Council Tax Requirement £m	Council Tax Requirement £m
Milton Keynes Council	126.354	137.404
Parish Councils	9.066	9.857
Total Council Tax Requirement	135.420	147.261

The Changes Explained

The changes in the Councils budget from 2021/22 to 2022/23 have been analysed below.

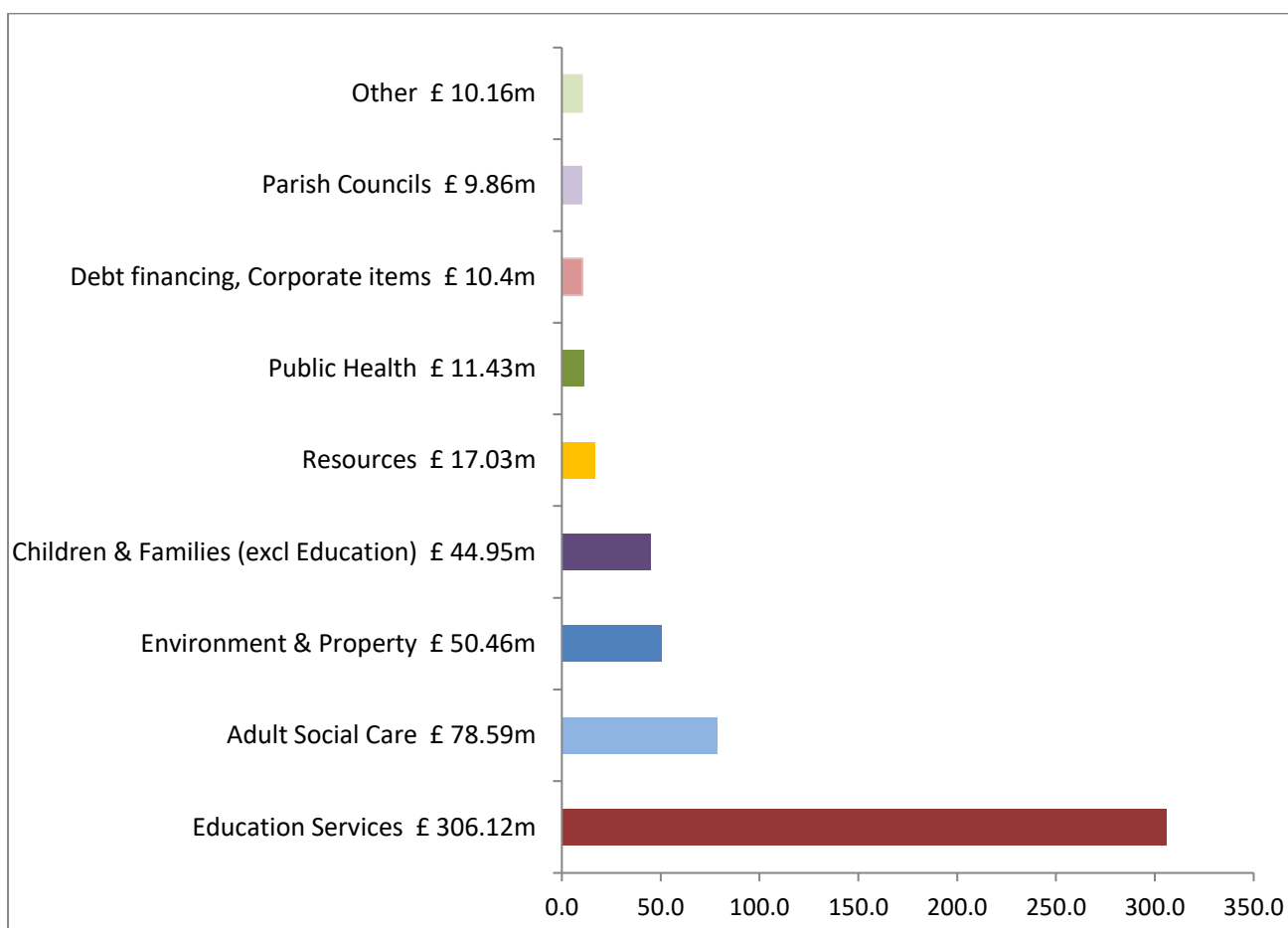
	£m
Total Budget 2021/22	504.3
Total Budget 2022/23	539.0
Variation:	
Inflationary Increases & Other Base Budget Changes	11.4
Demographic Growth	7.1
Other Pressures	3.3
Budget Reductions/Income Proposals	-6.5
Increase in Use of One-off Funding	6.7
Increase in Grant-Funded Spend including Education & Social Care	11.9
Increase in Parish Costs	0.8
Total Changes Explained	34.7

What we will spend it on

The Councils net 2022/23 budget is £539 million, which includes Dedicated Schools Grant funded expenditure of £306 million.

The Council provides more than 200 services for the people of Milton Keynes. The graph below shows the cost of the major services in 2022/23.

Milton Keynes Council gross expenditure 2022/23 is estimated to be £741.23 million including schools.



Breakdown of Other Services	Amount (£)
Customer and Community Services	5.41
Law & Governance	3.98
Strategy & Futures	0.14
Housing & Regeneration	0.17
Planning and Placemaking	0.46
	10.16

Parish Precepts Collected through your Council Tax Bill

In accordance with Government guidelines, your parish council precept is shown separately on the front of your bill. We are required to detail parish precepts exceeding £140,000. These are shown on the next table.

Parish Council	2021/22	2022/23				
	Total for own purposes £	Gross Spend £	Gross Income £	Reserve movement £	Total for own purposes £	Band D charge £
Bletchley & Fenny Stratford	732,147	1,188,988	(270,729)	45,000	963,259	176.69
Bradwell	144,159	363,736	(20,861)	(194,637)	148,238	54.08
Broughton and Milton Keynes	197,322	246,998	(18,484)	(18,818)	209,696	33.69
Central Milton Keynes	152,700	126,780	0	56,138	182,918	77.97
Campbell Park	753,508	810,539	(21,605)		788,934	197.70
Great Linford	594,359	770,115	(56,539)	(103,540)	610,036	97.85
Newport Pagnell	953,996	1,130,483	(137,954)	3,737	996,266	190.69
Olney	285,000	466,825	(159,640)	0	307,185	114.20
Shenley Brook End & Tattenhoe	765,755	1,002,506	(122,532)	(53,094)	826,880	93.40
Shenley Church End	334,625	481,669	(101,850)	(13,472)	366,347	78.00
Stantonbury	394,420	580,884	(43,876)	(95,000)	442,008	138.11
Stony Stratford	219,869	330,676	(80,181)	(18,437)	232,058	90.89
Walton	409,307	551,466	(34,825)	(112,000)	404,641	94.63
West Bletchley	1,032,878	1,282,308	(136,397)	(31,389)	1,114,522	161.07
Woburn Sands	139,420	188,250	(42,500)	0	145,750	98.65
Wolverton & Greenleys	437,738	608,896	(95,664)	(36,500)	476,732	128.23
Woughton	577,812	991,752	(389,509)	28,898	631,141	260.75

For further commentary on individual parish or town councils budgets please contact them directly.

Other Precepts collected through your Council Tax Bill

Precepting body	2021/22	2022/23	
	Total precept £m	Total precept £m	Band D charge £
Police and Crime Commissioner for Thames Valley	19.940	21.803	241.28
Buckinghamshire & Milton Keynes Fire Authority	5.790	6.521	72.16
Total	25.730	28.324	313.44

Further financial information in respect of the Fire and Police Authorities is included in the leaflets provided by those bodies.

Levies paid to other organisations by Milton Keynes Council

Levies are payments made to other organisations that are funded by local authorities, as detailed below:

Levying body	2021/22		2022/23	
	Levy £m	Gross expenditure £m	Levy £m	Gross expenditure £m
Environment Agency (Anglian Region) - Flood Defence	0.151	22.041	0.159	29.165
Buckingham & River Ouzel Internal Drainage Board	0.332	1.271	0.351	1.326
Total	0.483	23.312	0.510	30.491

Flood Defence: Changes in the Gross Budgeted Expenditure between the years reflects the programme of works for both capital and revenue needed by the Regional Flood and Coastal Committee to which we contribute.

Drainage Board: Gross budgeted expenditure reflects the continuation of the Board's strategic management programme of both Maintenance and Capital Works to improve the condition of watercourses, flood storage assets and flood defence structures, prioritised by level of risk.