



milton keynes council

2022/23

Early Years Place Planning: Forward View



The information contained in this report is for general information purposes only. While every effort has been made to keep the information up to date and correct, Milton Keynes Council (MKC) make no representations or warranties of any kind, expressed or implied, about the completeness, accuracy, reliability or suitability with respect to the information contained within the document. Any reliance placed on such information is therefore strictly at the individual's own risk. MKC is not responsible for, and expressly disclaims all liability for, damages of any kind arising out of use, reference to, or reliance on any information contained within this document. The datasets used to produce this document are the most accurate available information as of 22nd January 2022.

Contents

Page

Introduction	2
The Growth of Milton Keynes	3
Legal Context	4
Strategic Context	6
SEND	8
Methodology	9
Mitigating Factors	10
Childcare Sufficiency Summary	11
Sufficiency Projections & Gap Analysis	
Milton Keynes	12
Conniburrow children’s centre catchment area	14
Daisychain family centre catchment area	16
Hedgerows family centre catchment area	18
Hummingbird children centre catchment area	20
Little Owls children centre catchment area	22
Moorlands family centre catchment area	24
Pebbles children centre catchment area	26
Rainbow children centre catchment area	28
Seedlings children centre catchment area	30
Squirrels children centre catchment area	32
Sunshine children centre catchment area	34
The Robins children centre catchment area	36
The Rowans family centre catchment area	38
The Saplings children centre catchment area	40
The Windmill children centre catchment area	42
Tickford Meadow children centre catchment area	44
Woodlands children centre catchment area	46

Additional Information

Annex A: Childcare Act 2006 & Childcare Act 2016

Annex B: How parents can access their free entitlement

Annex C: Funding for Providers

Introduction

This document reviews the sufficiency of early education and childcare provision throughout Milton Keynes. It also sets out the local authority's main legal duties and powers in relation to the market. It is designed to enable the local authority to assess the volume and location of available places and identify areas with a shortfall in childcare provision. This document is freely available to stakeholders upon request and is intended to aid providers in mapping demand in Milton Keynes; subsequently stimulating the market growth required to ensure sufficient places are available.

The Growth of Milton Keynes

Planned growth

Plan:MK, which was adopted in 2019, replaced the remaining planning policies kept from the Milton Keynes Local Plan (adopted December 2005) and the Milton Keynes Core Strategy, and became part of the Development Plan to be used in the determination of planning applications within the borough. Plan:MK is the new Local Plan for Milton Keynes up to 2031 and sets out the vision and development strategy for the future of the Borough. Plan:MK will deliver a minimum of 26,500 net dwellings across the Borough of Milton Keynes over the period 2016-2031.

For all Strategic Urban Extensions listed within Plan:MK, the indicative education needs have been detailed. The Education Sufficiency and Access service will continue to be involved in the plan making process to ensure that the needs of future residents of Milton Keynes are met. It is also beneficial for all parties to establish an education planning strategy during the masterplanning stage of these sites so that the service requirements do not impact on viability at a later stage.

There is significant planned total development across Milton Keynes with over 26,500 homes scheduled to be delivered over the next ten years, with a significant proportion of this being delivered in our new development areas of Milton Keynes. It is important that new early years places are delivered within these areas in line with the additional demand they bring as the developments build out across the years,

Legal Context

Childcare Act 2006

- The Childcare Act 2006 places a statutory duty on local authorities to improve outcomes for all young children, reduce inequalities and ensure sufficient, high quality Early Years Education and childcare is available to meet projected demand.
- Section 6 of the Childcare Act 2006 placed a duty on local authorities to secure sufficient childcare, so far as reasonably practicable, to enable parents/carers to access employment or training.
- Section 7 places a duty on the local authorities to secure early years provision free of charge. Section 12 places a duty on local authorities to publish certain information at prescribed intervals. Whilst Section 13 places a duty on local authorities to provide information, advice and training to childcare providers

Childcare Act 2016

- On the 16th March 2016 the Childcare Act 2016 became law with the legislation introducing 30 hours free childcare for eligible 3 and 4 year olds. The act entitles eligible children to 30 hours of free childcare over a 38 week period, or the equivalent.
- The extended entitlement was made available nationwide from 1st September 2017. Eligible children are able to access the entitlement at the beginning of the term following their 3rd birthday up until the September that the child begins school. The eligibility rules required to access 30 hour free childcare are:
 - ❖ The child must be aged 3 or 4
 - ❖ Both parents must be working - or the sole parent is working in the lone parent family

- ❖ Each parent must earn, on average, a weekly minimum equivalent to 16 hours at National Minimum Wage or National Living Wage
- ❖ Each parent must have an annual income of less than £100,000
- ❖ The parents must live in England

Full statutory guidance can be found at:-

- https://www.gov.uk/government/uploads/system/uploads/attachment_data/file/596460/early_education_and_childcare_statutory_guidance_2017.pdf

The role of the Council

As the administrator of early education funding, and in accordance with statutory guidance, the local authority will seek to maximise parental choice by funding a child's free entitlement place at any provider who satisfies the required quality standards and local conditions of funding, as set out in the Milton Keynes Council Provider Guidance for two-year-olds, and for three and four-year-olds. The Milton Keynes Council website will continue to provide information of childcare providers that parents can access their entitlement.

Strategic Context

In Milton Keynes private, voluntary and independent (PVI) organisations account for 87% of the early education and childcare market. These providers operate from a variety of different premises (including purpose built facilities, shared community buildings, schools, churches, converted offices and domestic premises). The remainder of the sector consists of childminders, nursery schools and nursery classes within maintained schools. These providers offer a mixture of full day care or sessional care dependent upon the type of setting.

Childcare sufficiency is essential in supporting working parents/carers and those studying or training for employment. Another focus of childcare is to reduce inequalities and child poverty throughout the country. Currently all 3 and 4 year old children are entitled to 15 hours free childcare a week over a 38 week period or the equivalent. This entitlement is also extended to 2 year olds that are from income deprived or disadvantaged families based upon eligibility criteria.

Since 2012 the unemployment rate in Milton Keynes has decreased year-on-year, however despite annual increments in levels of employment, Milton Keynes continues to rise in the Index of Deprivation. In the Indices of Multiple Deprivation 2019 Milton Keynes was ranked 107 compared to 181 in 2015 and compared to 211 in 2010.. Milton Keynes has 8 districts that rank in the 10% most deprived and 18 in the 20% most deprived areas in Britain.

Sufficient quality childcare is vital in supporting the growth of Milton Keynes as the borough has grown by 11% from 2010 to 2020. The population of Milton Keynes was estimated to be 270,203 in 2020 and is projected to reach 309,400 by 2026.

There is no obligation on parents to access early education provision; however, in order to improve the well-being of young children and reduce social inequalities, there is a duty for LAs to identify parents who may be unlikely to access 'early childhood services'. LAs and relevant partners should encourage all parents to take advantage of these services as they may be of benefit to them and their young children.

Early years provision is specifically defined in the Childcare Act 2006 as an 'early childhood service', as evidence shows that access to high quality early education

provision improves the life chances of children, particularly those from disadvantaged backgrounds. Our local ambition is to maintain participation rates at a minimum of 90% for all 3 and 4 year olds accessing their universal entitlement.

SEND

All Milton Keynes providers are accessible to children with special educational needs and provide an inclusive childcare market for parents. The majority of early year's children will be able to have their special educational needs met at their local pre-school, nursery or childminder setting. However for some children, specialist provision may be more appropriate.

The Children and Families Act 2014 has seen the introduction of Education, Health and Care Plans and a 'Local Offer' for families with a child or young person with SEND. More information about how the Milton Keynes Local Offer supports early years can be found at: [How Early Years settings can support young children with SEND - Milton Keynes Council \(milton-keynes.gov.uk\)](https://www.milton-keynes.gov.uk/early-years/early-years-settings-can-support-young-children-with-send)

All childcare group settings are required to have a member of staff who is the Special Education Needs Coordinator (SENCO), and has responsibility for identifying children with SEN, whilst all childminders must act as their own SENCO.

In the event that an early year's child requires a specific support for their needs, the local authority will assess the child's needs using the 'graduated approach'.

In addition to the SEND Local Offer, the Milton Keynes Council maintains a 'SEN Inclusion Grant' which is available upon request to providers with children with SEN. This funding is to be used to enable the setting to better meet the needs of the SEN children that attend.

Methodology

Due to the mitigating factors that impact projections, analysis of data sources are undertaken to produce forecasts that reflect the behaviour of the Milton Keynes childcare market. ONS birth data is used as a fundamental data source for the projections, the birth data of previous years is analysed to project future rates and therefore future potential demand in Milton Keynes.

The Early Years census is analysed to identify the behaviour of the childcare market in Milton Keynes. The Early Years census is reviewed to detect trends in participation rates and area demand mapping. Subsequently these characteristics are applied to potential demand to produce projections with a greater degree of accuracy.

In addition to the projected birth and participation rates, the demand forecasts include the potential child yield arising from new housing developments. To determine the number of new children estimated to arise from new housing; the number of new homes is multiplied by the relevant yield rate. The number of children generated from new housing developments is based on a pupil-product-ratio survey completed by Cognisant Research in August 2017, as shown in the table below:

Age	Births	Age 0-1	Age 1-2	Age 2-3	Age 3-4	Age 4-5	Age 5-6	Age 6-7
<i>Yield</i>	0.07	0.08	0.09	0.08	0.06	0.05	0.05	0.05

Figure F1: Extract adapted from *Cognisant Research: Pupil Product Ratio Study – Milton Keynes Council 2017*

Milton Keynes Council's childcare database and Ofsted were used to identify and map the supply of available places in Milton Keynes. Only providers that are registered for Early Education Funding (EEF) are included in our supply analysis as these providers are universally accessible to eligible children.

Mitigating Factors

The nature of the early year's childcare market creates several difficulties when mapping supply and demand for childcare in Milton Keynes. A prominent forecasting issue is the role parental preference plays when accessing childcare provision. Parental preference directly impacts participation rates in the childcare market; as there is no mandatory requirement for pre-school age children to attend an early year's provision hence projecting the level of take-up can be problematic. Parental preference also impacts demand mapping as parents regularly access provisions outside of the family centre catchment area in which they live.

It is therefore important to note that whilst some geographical areas in Milton Keynes within this document are projecting a shortfall of places this shortfall may not actually come to fruition given parental preference does not necessarily mean accessing early years provision from within local children centre areas.

The flexibility and adaptability of the early year's market and providers also adds a further degree of difficulty when allocating supply to projected demand. As childcare providers independently manage their resources to accommodate the child demand they receive, providers will amend their ratio of spaces at varying age ranges to reflect their intake and therefore their vacancies are interchangeable. Private, voluntary and independent providers possess the autonomy to freely expand or reduce the capacity of their settings in accordance with the Ofsted prescribed requirements. Furthermore providers can decide to enter or exit the childcare market without honouring a notice period. Therefore the childcare market is an ever-changing landscape that is hugely market driven.

The introduction of the Extended Entitlement (30 hours free childcare) in September 2017 had a significant impact on the childcare market as the scheme reduced the number of places that a provider could potentially offer. Providers needed to decide whether to offer 30 hour places or whether to continue to offer only sessional places.

Childcare Sufficiency Summary

2 year old Free Childcare Entitlement

Milton Keynes has sufficient supply of funded 2 year old places to meet the projected demand for the entitlement. Sufficient places for 2 year olds to access the entitlement is projected in 17 out of the 17 children/family centre areas. As the childcare market is driven by consumer participation the allocation of places between the age groups is adaptable to the demand which minimises the risk of insufficient places to access entitlements.

Since the introduction of the 2 year old free childcare entitlement in 2014, the percentage of eligible families in Milton Keynes accessing this entitlement has increased year on year. In 2020, entitlement take-up was 71% compared to the 69% national average. Due to the impact of the Covid-19 pandemic figures for 2021 are not available

The continued growth of Milton Keynes through new housing suggests the number of eligible 2 year will continue to increase. In addition, the government proposals to extend the qualifying criteria to include families eligible for universal credits is expected to cause the number to increase further

Universal Entitlement: 3 & 4 year olds

Overall Milton Keynes has sufficient places for 3 & 4 year olds accessing the universal entitlement. 11 out of the 17 children/family centre areas are projected to have sufficient places to meet the demand from their area. However, a large surplus of childcare places exist throughout Milton Keynes

Projections suggest that there will be sufficient places for children accessing the universal entitlement for the foreseeable future however this will need to be monitored. The flexibility of the childcare market should ensure providers can adapt their ratios to meet demand.

The Extended Entitlement (30 Hours): 3 & 4 year olds

Milton Keynes is projected to have sufficient places for parents wishing to access the 30 hour entitlement in September 2022. All 17 children/family centre catchment areas are projected to have sufficient supply to meet the demand from their area. In 2021, it was estimated that 46% of children accessing universal entitlement, access extended hours.

The introduction of the 30 hour entitlement to the childcare market created the need for many providers to redesign their delivery model to accommodate the various offers. The majority of providers have allocated a specific quota of extended entitlement places. Some parents may be required to split their extended entitlement allowance across several providers if they are unable to secure a full place at one provider

The most significant aspect of the extended entitlement will be the parent and how they choose to use the annual allowance of 1140 hours of free childcare. The individual patterns and needs of each parent will differ therefore the adaptability of the childcare market is essential to meeting the demand that arises.

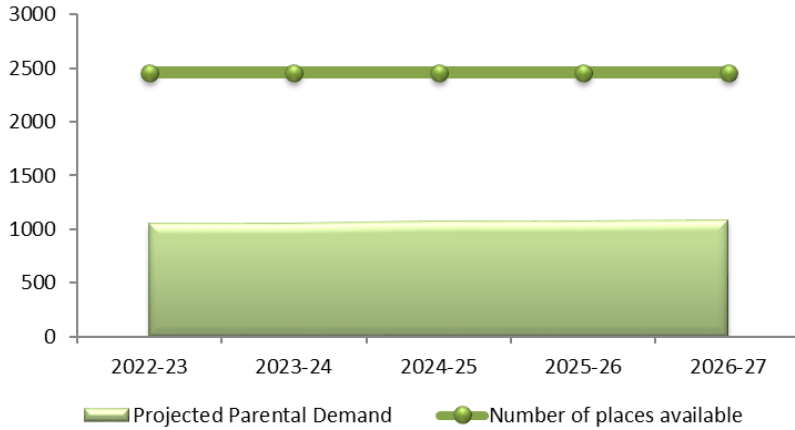
Milton Keynes



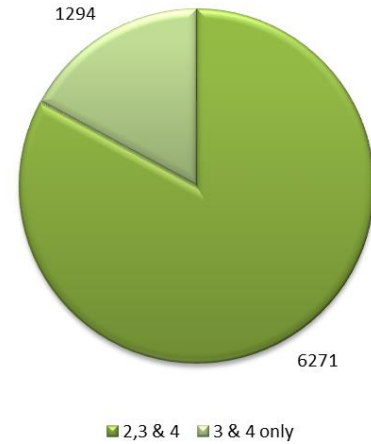
Provider Type	No. Providers	Registered Places	Type of care
Childminder	132	646	FULL
Day Nursery	62	3205	
Nursery Unit at Independent Schools	5	504	
Pre-School Playgroup	55	1902	SESSIONAL
Maintained Nursery Class	36	1214	

Milton Keynes: 2 year old provision	2022-23	2023-24	2024-25	2025-26	2026-27
Number of places available	2457	2457	2457	2457	2457
Projected demand for places	1045	1051	1067	1074	1085
Balance of Places	1412	1406	1390	1383	1372

Milton Keynes

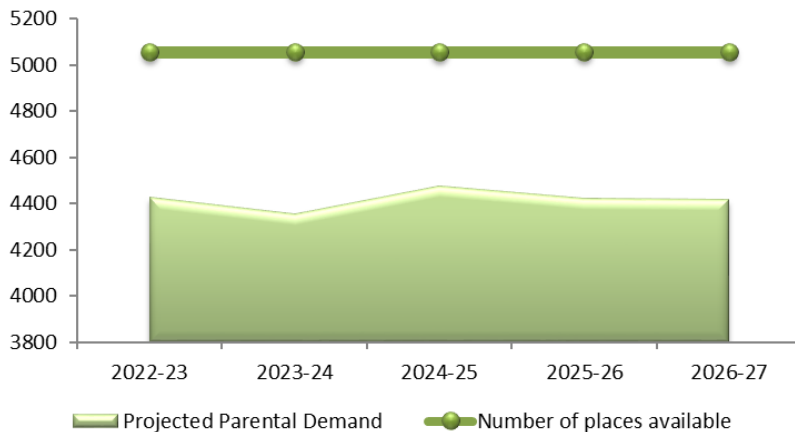


Composition of area provision



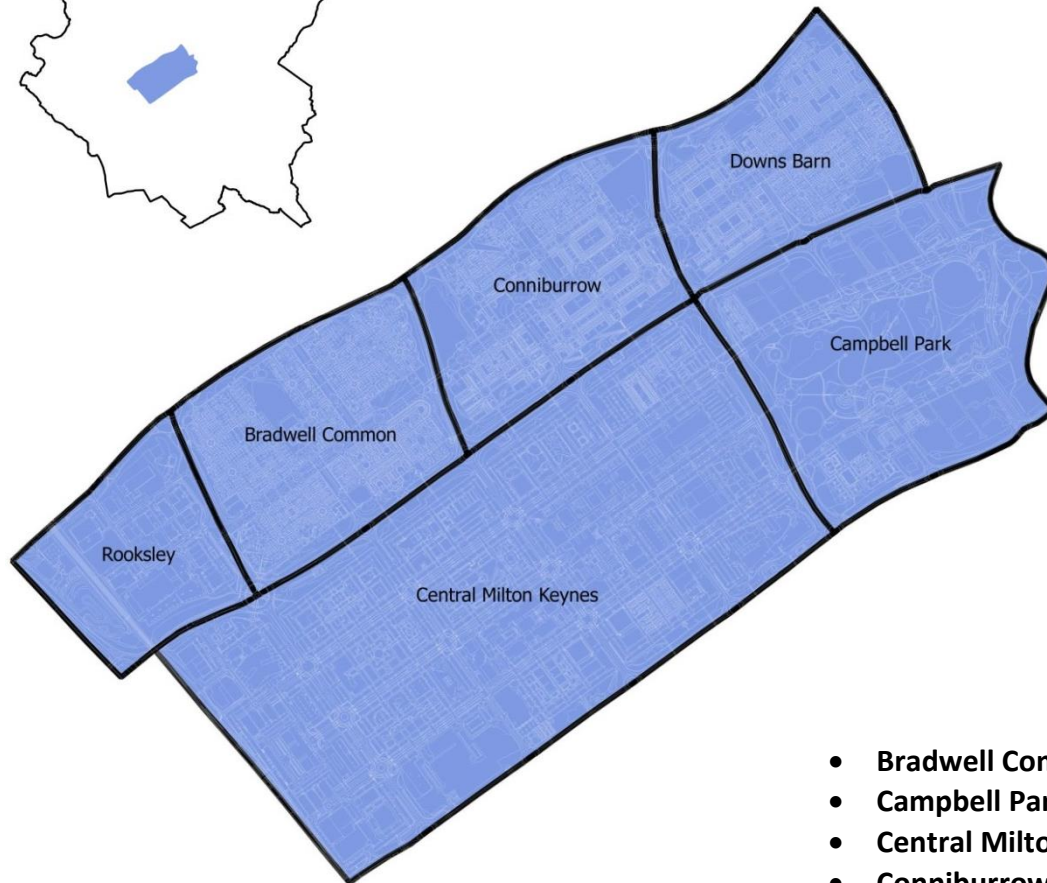
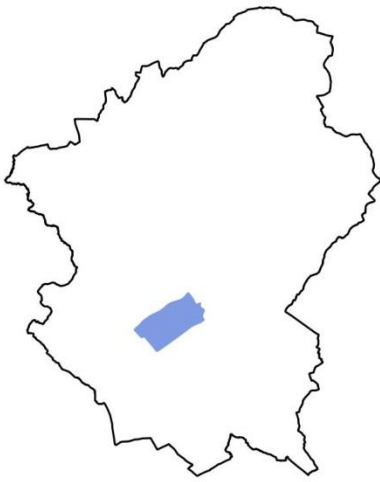
Milton Keynes: 3/4 year old provision	2022-23	2023-24	2024-25	2025-26	2026-27
Supply	5054	5054	5054	5054	5054
Projected 3/4 YO Demand	4427	4351	4475	4418	4414
Balance of places	627	703	579	636	640
Extended entitlement demand	2062	1992	2073	2043	2036

Milton Keynes



Gap Analysis

- Sufficient 2 year old places to accommodate borough wide demand
- Sufficient 3 & 4 year old places to accommodate borough wide demand

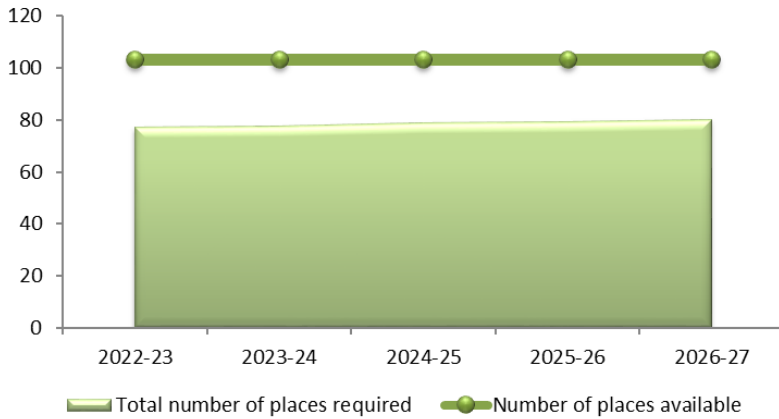


- Bradwell Common
- Campbell Park
- Central Milton Keynes
- Conniburrow
- Downs Barn
- Rooksley

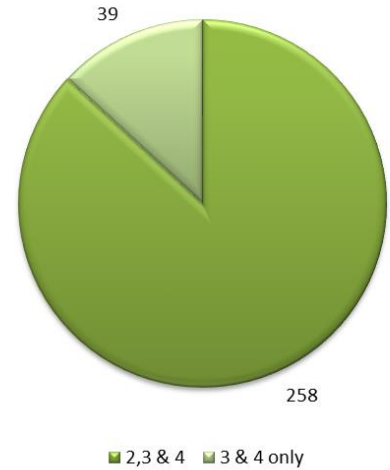
Provider Type	No. Providers	Registered Places	Type of care
Childminder	8	34	FULL
Day Nursery	4	164	
Nursery Unit at Independent Schools	0	0	
Pre-School Playgroup	2	60	SESSIONAL
Maintained Nursery Class	1	39	

Conniburrow: 2 year old provision	2022-23	2023-24	2024-25	2025-26	2026-27
Number of places available	103	103	103	103	103
Projected demand for places	77	78	79	79	80
Balance of Places	26	25	24	24	23

Conniburrow

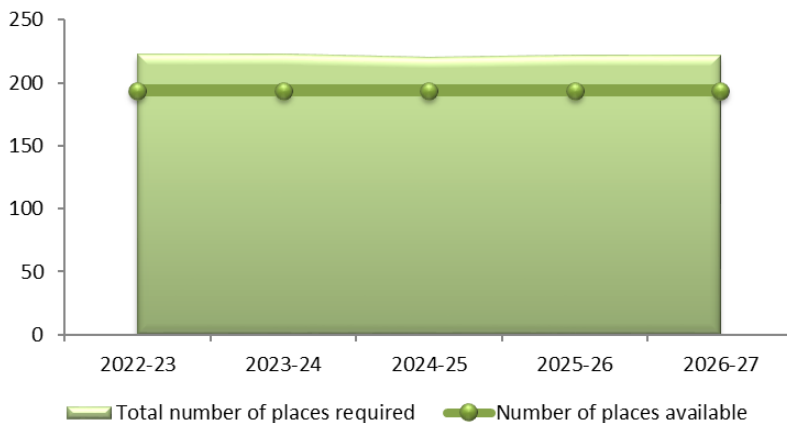


Composition of area provision



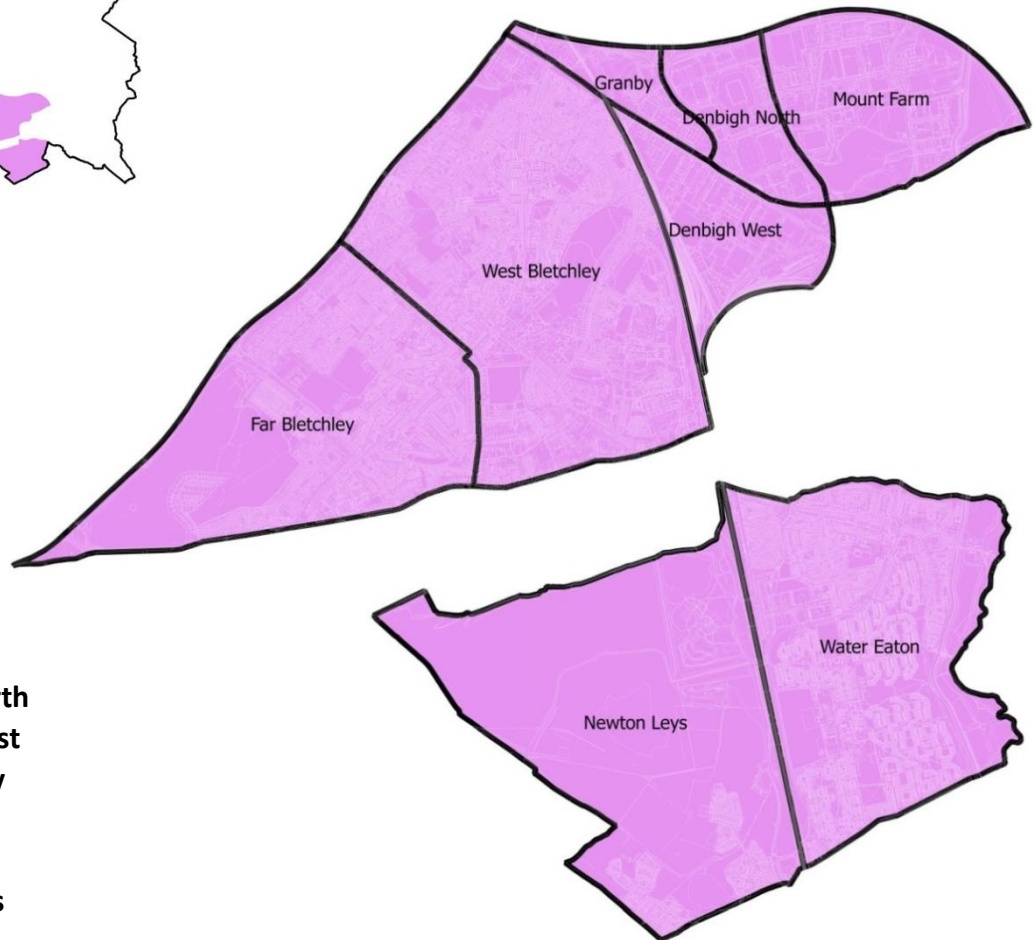
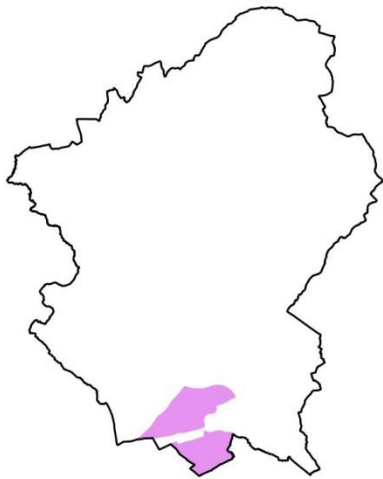
Conniburrow: 3/4 year old provision	2022-23	2023-24	2024-25	2025-26	2026-27
Supply	194	194	194	194	194
Projected 3/4 YO Demand	223	222	220	222	221
Balance of places	-29	-29	-26	-28	-28
Extended entitlement demand	76	73	76	75	75

Conniburrow



Gap Analysis

- Sufficient 2 year old places to meet the demand in the area
- Projected possible shortfall of 3 & 4 year old places to meet the demand in the area

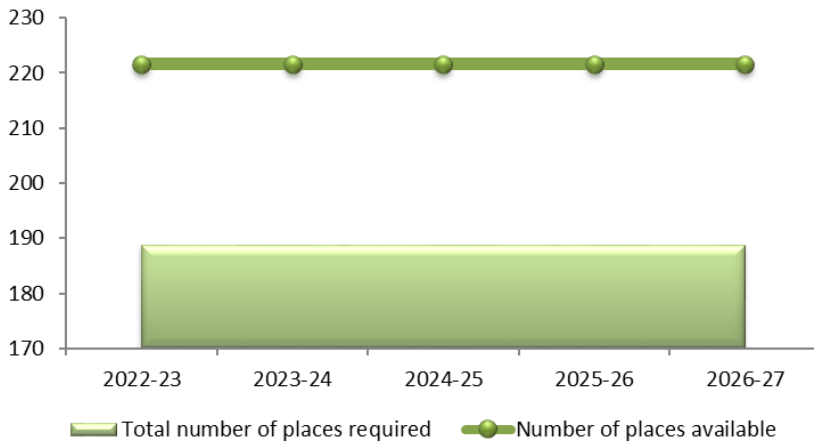


- Denbigh North
- Denbigh West
- Far Bletchley
- Granby
- Mount Farm
- Newton Leys
- Water Eaton
- West Bletchley

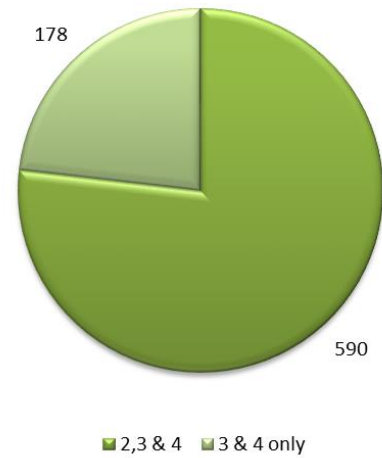
Provider Type	No. Providers	Registered Places	Type of care
Childminder	3	24	FULL
Day Nursery	3	104	
Nursery Unit at Independent Schools	1	148	
Pre-School Playgroup	6	278	SESSIONAL
Maintained Nursery Class	5	214	

Daisychain: 2 year old provision	2022-23	2023-24	2024-25	2025-26	2026-27
Number of places available	222	222	222	222	222
Projected demand for places	189	190	193	194	196
Balance of Places	33	32	29	28	26

Daisychain

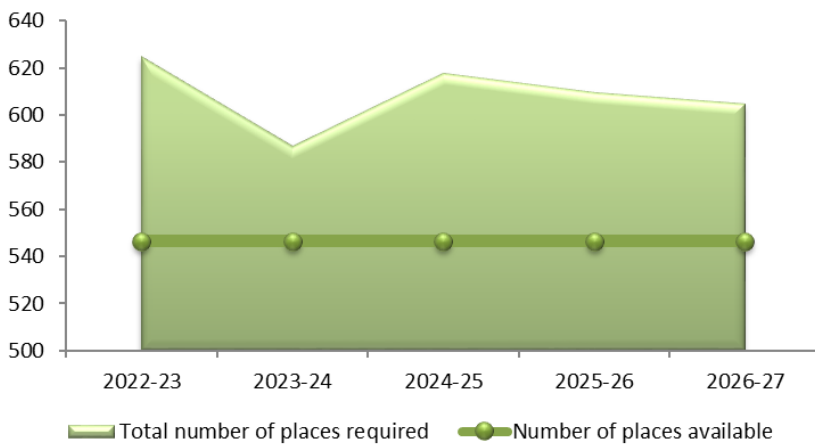


Composition of area provision



Daisychain: 3/4 year old provision	2022-23	2023-24	2024-25	2025-26	2026-27
Supply	546	546	546	546	546
Projected 3/4 YO Demand	625	587	618	610	605
Balance of places	-79	-40	-71	-63	-58
Extended entitlement demand	253	245	254	250	250

Daisychain

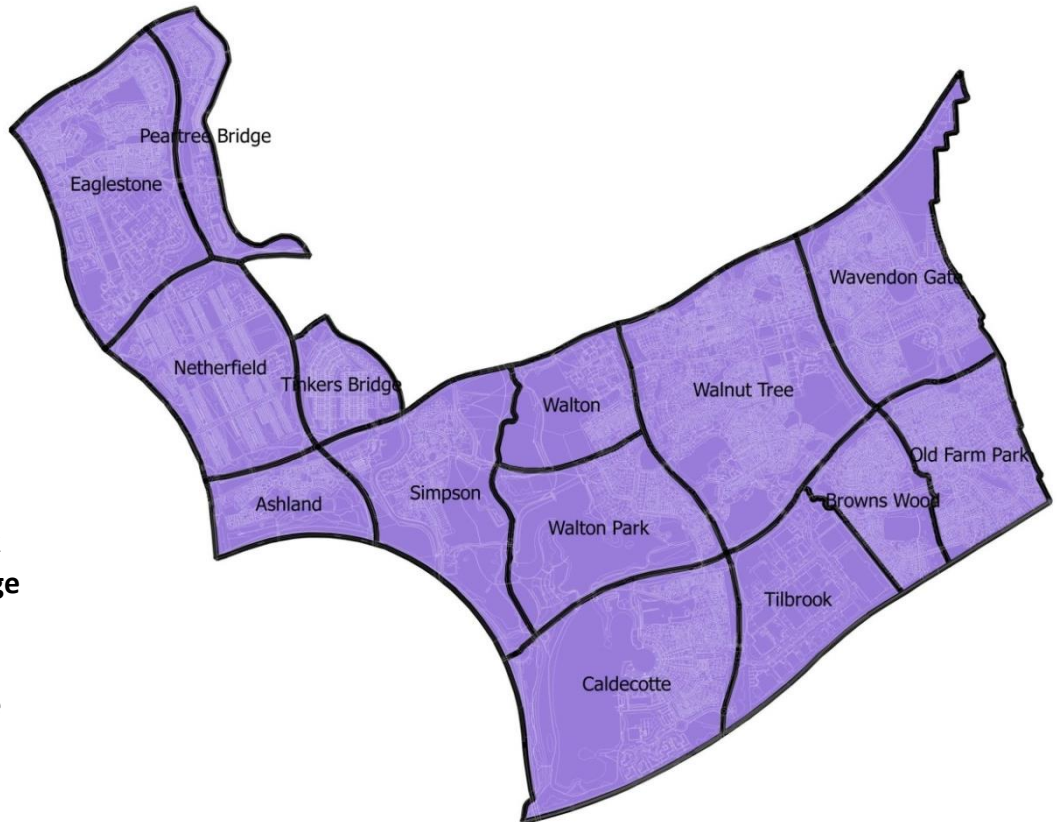


Gap Analysis

- Sufficient 2 year old places to meet the demand in the area
- Projected shortfall of 3 & 4 year old places to meet the demand in the area



Hedgerows

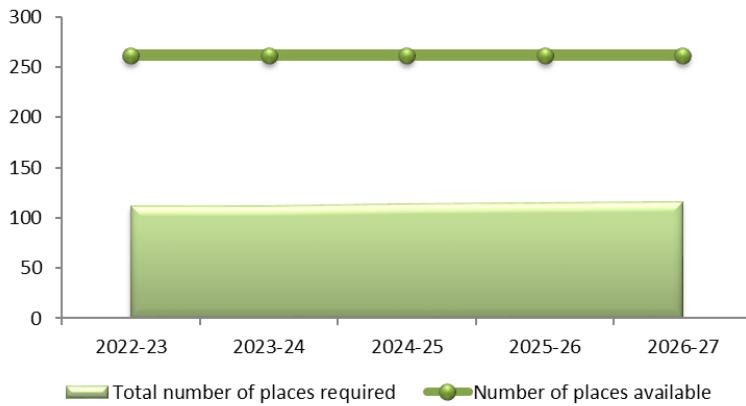


- Ashland
- Browns Wood
- Caldecotte
- Eaglestone
- Netherfield
- Old Farm Park
- Peartree Bridge
- Simpson
- Tilbrook
- Tinkers Bridge
- Walnut Tree
- Walton
- Walton Park
- Wavendon Gate

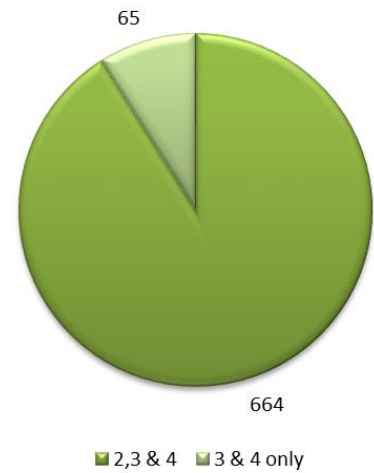
Provider Type	No. Providers	Registered Places	Type of care
Childminder	4	20	FULL
Day Nursery	8	518	
Nursery Unit at Independent Schools	0	0	
Pre-School Playgroup	4	116	SESSIONAL
Maintained Nursery Class	2	65	

Hedgerows: 2 year old provision	2022-23	2023-24	2024-25	2025-26	2026-27
Number of places available	262	262	262	262	262
Projected demand for places	112	113	114	115	116
Balance of Places	150	149	147	147	145

Hedgerows

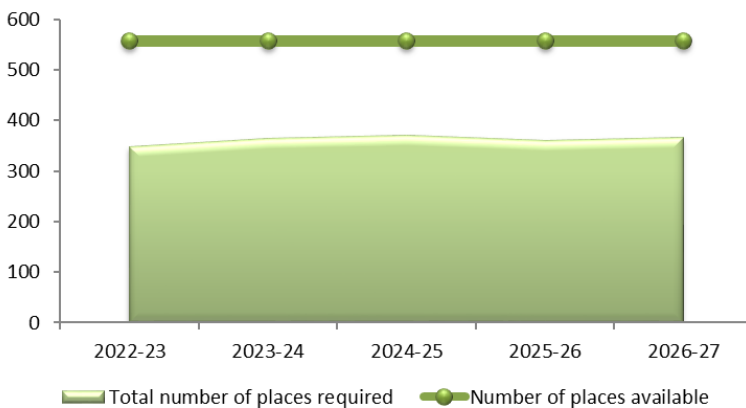


Composition of area provision



Hedgerows: 3/4 year old provision	2022-23	2023-24	2024-25	2025-26	2026-27
Supply	557	557	557	557	557
Projected 3/4 YO Demand	350	366	371	362	366
Balance of places	207	191	186	195	191
Extended entitlement demand	153	148	154	151	151

Hedgerows

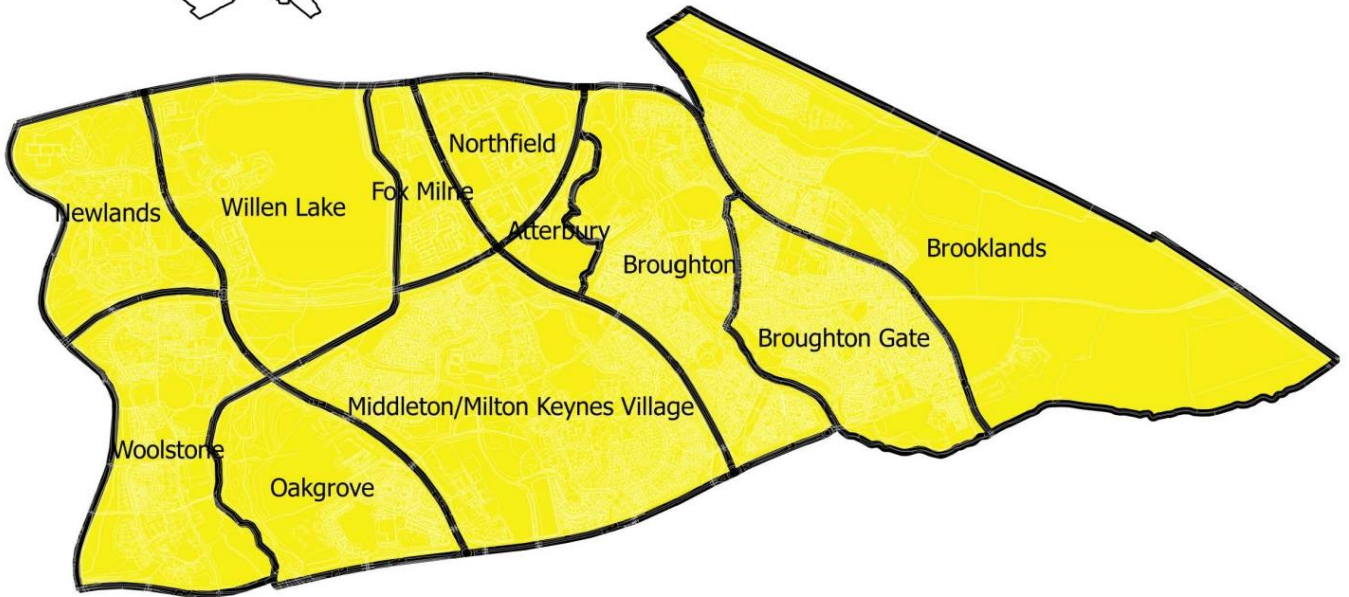


Gap Analysis

- Large surplus of 2 year old places to meet the demand from the area
- Large surplus of 3 & 4 year old places to meet the demand from the area



**Hummingbird
Children's Centre**

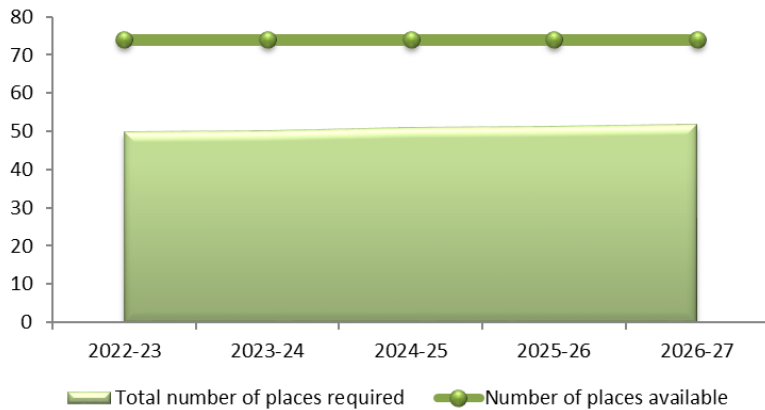


- Atterbury
- Broughton
- Broughton Gate
- Brooklands
- Fox Milne
- Middleton & Milton Keynes Village
- Newlands
- Northfield
- Oakgrove
- Willen Lake
- Woolstone

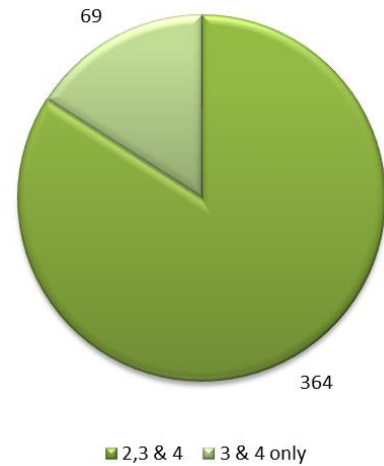
Provider Type	No. Providers	Registered Places	Type of care
Childminder	14	65	FULL
Day Nursery	2	69	
Nursery Unit at Independent Schools	1	146	
Pre-School Playgroup	3	100	SESSIONAL
Maintained Nursery Class	2	69	

Hummingbird: 2 year old provision	2022-23	2023-24	2024-25	2025-26	2026-27
Number of places available	74	74	74	74	74
Projected demand for places	50	50	51	51	52
Balance of Places	24	24	23	23	22

Hummingbird

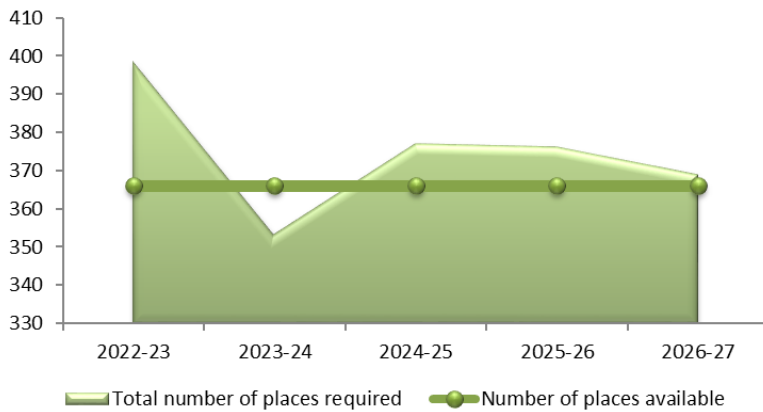


Composition of area provision



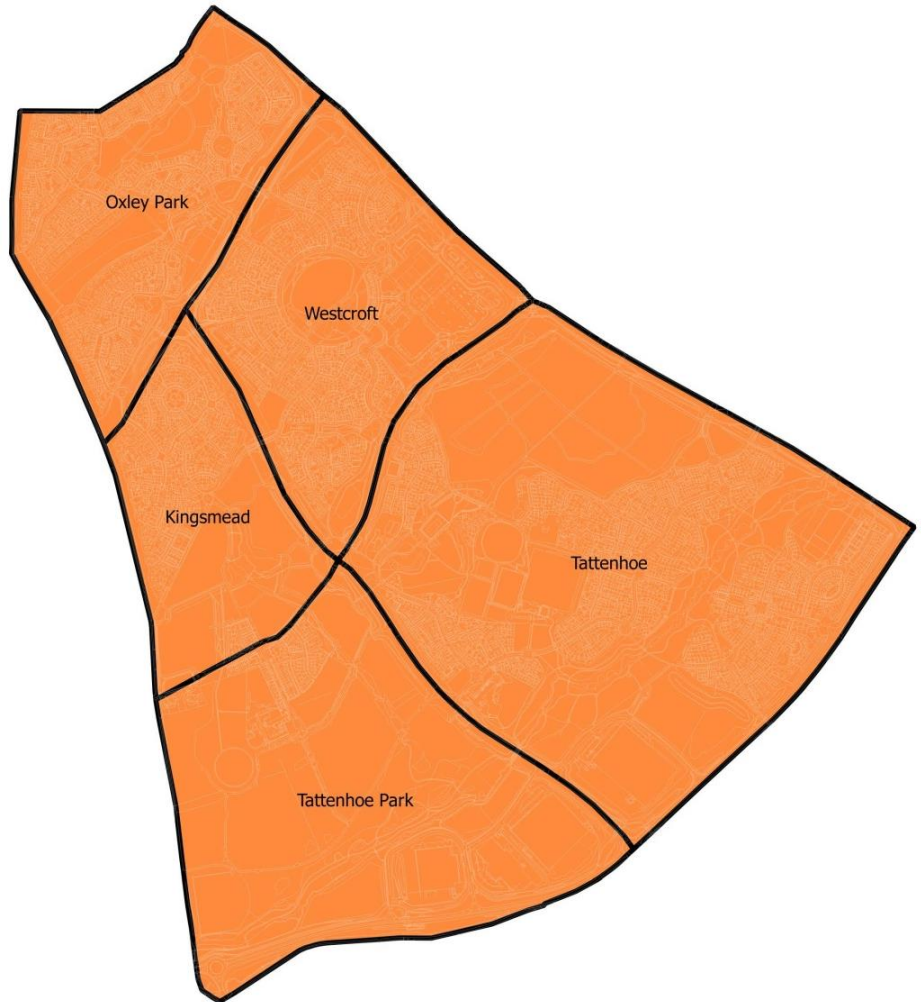
Hummingbird: 3/4 year old provision	2022-23	2023-24	2024-25	2025-26	2026-27
Supply	366	366	366	366	366
Projected 3/4 YO Demand	399	353	377	376	369
Balance of places	-33	13	-11	-10	-3
Extended entitlement demand	180	175	182	179	178

Hummingbird



Gap Analysis

- Sufficient 2 year old places to meet the demand from the area
- Projected shortfall of 3 & 4 year old places to meet the demand from the area

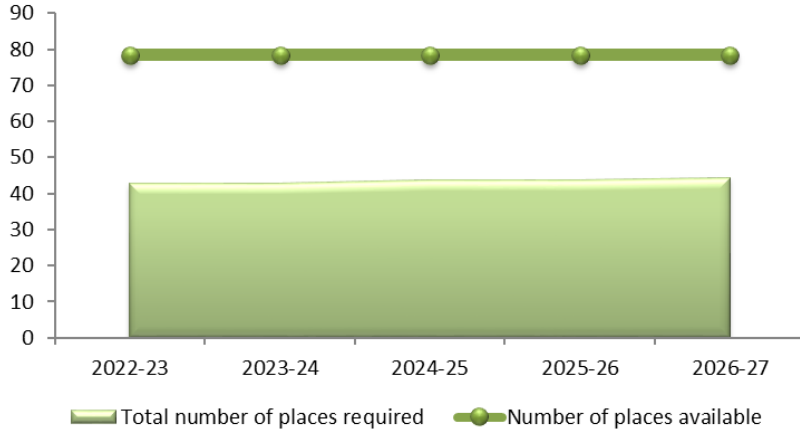


- Kingsmead
- Oxley Park
- Tattenhoe
- Tattenhoe Park
- Westcroft

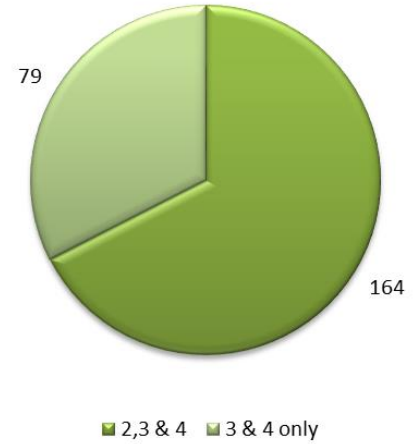
Provider Type	No. Providers	Registered Places	Type of care
Childminder	7	32	FULL
Day Nursery	1	64	
Nursery Unit at Independent Schools	0	0	
Pre-School Playgroup	3	100	SESSIONAL
Maintained Nursery Class	3	79	

Little Owls: 2 year old provision	2022-23	2023-24	2024-25	2025-26	2026-27
Number of places available	78	78	78	78	78
Projected demand for places	43	43	44	44	44
Balance of Places	36	35	35	34	34

Little Owls

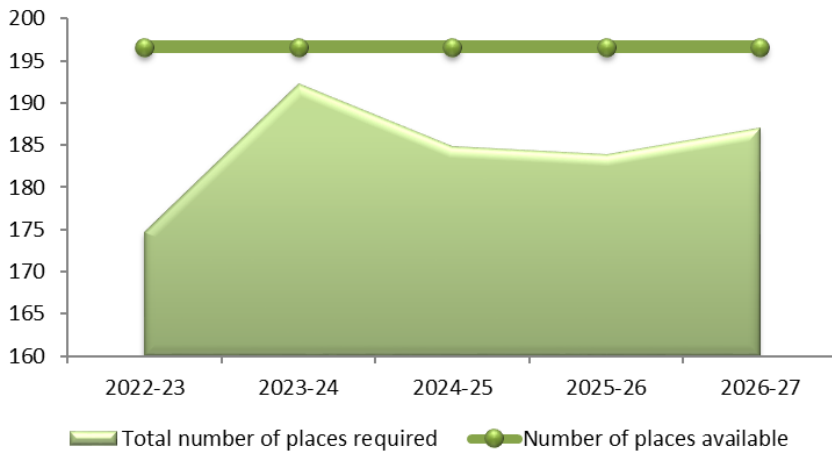


Composition of area provision



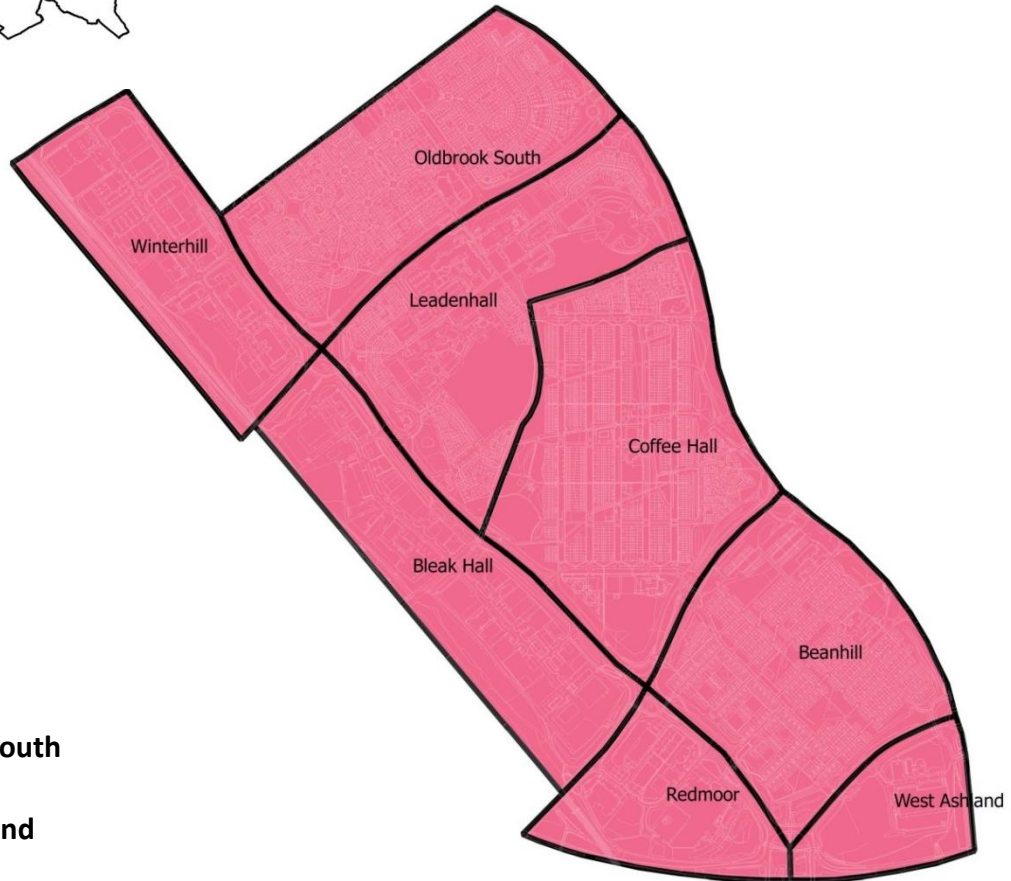
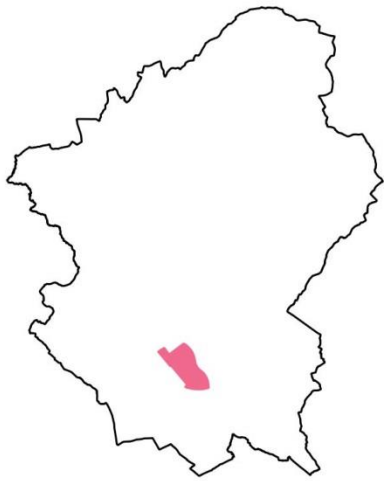
Little Owls: 3/4 year old provision	2022-23	2023-24	2024-25	2025-26	2026-27
Supply	197	197	197	197	197
Projected 3/4 YO Demand	175	192	185	184	187
Balance of places	22	4	12	13	10
Extended entitlement demand	84	82	85	83	83

Little Owls



Gap Analysis

- Sufficient 2 year old places to meet the demand from the area
- Sufficient 3 & 4 year old places to meet demand from the area

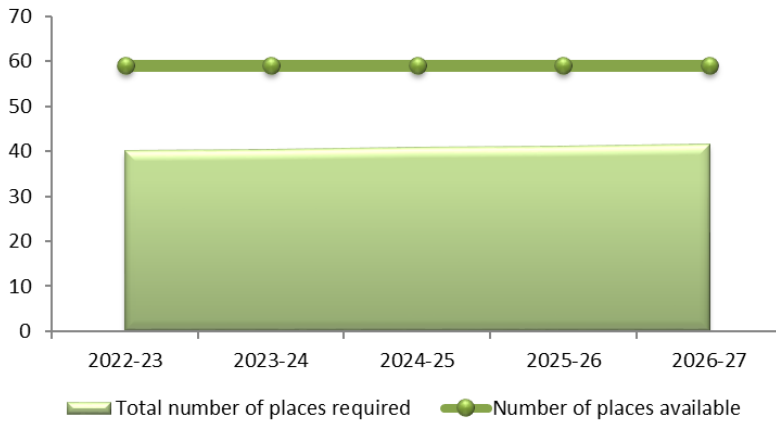


- Beanhill
- Bleak Hall
- Coffee Hall
- Leadenhall
- Oldbrook South
- Redmoor
- West Ashland
- Winterhill

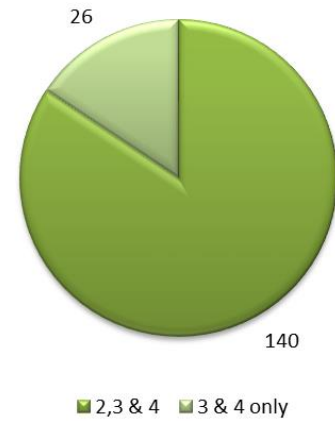
Provider Type	No. Providers	Registered Places	Type of care
Childminder	1	4	FULL
Day Nursery	2	100	
Nursery Unit at Independent Schools	0	0	
Pre-School Playgroup	1	36	SESSIONAL
Maintained Nursery Class	1	26	

Moorlands: 2 year old provision	2022-23	2023-24	2024-25	2025-26	2026-27
Number of places available	59	59	59	59	59
Projected demand for places	40	40	41	41	41
Balance of Places	19	19	18	18	18

Moorlands

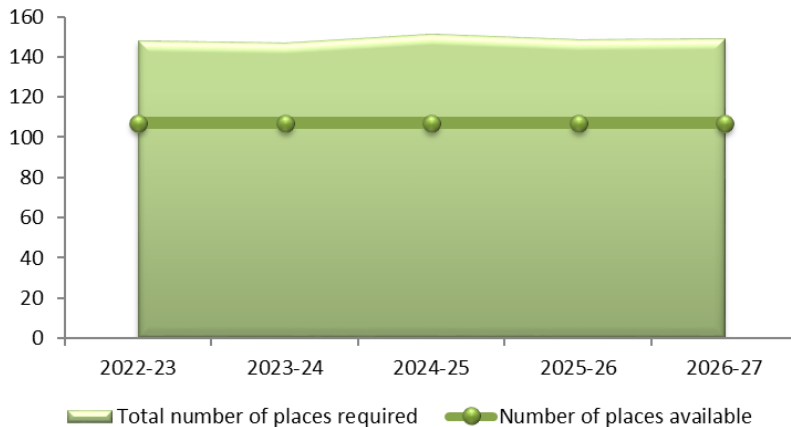


Composition of area provision



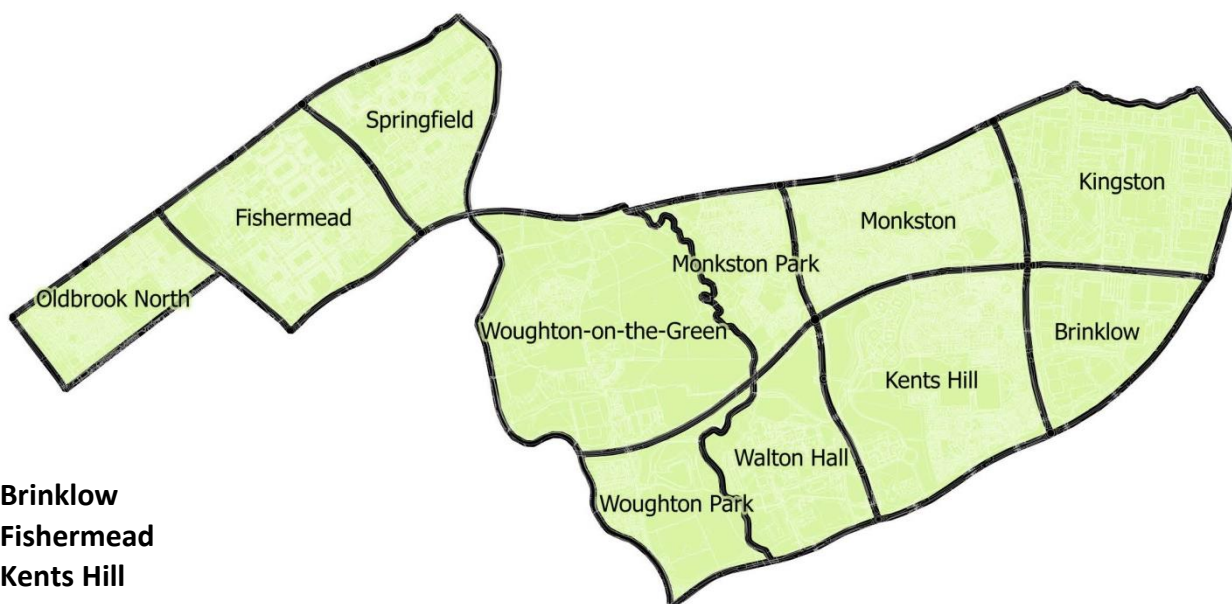
Moorlands: 3/4 year old provision	2022-23	2023-24	2024-25	2025-26	2026-27
Supply	107	107	107	107	107
Projected 3/4 YO Demand	148	147	151	149	149
Balance of places	-41	-40	-44	-42	-42
Extended entitlement demand	70	68	70	69	69

Moorlands



Gap Analysis

- Possible shortfall of 2 year old places to meet the demand from the area
- Projected shortfall of 3 & 4 year old places to meet the demand from the area

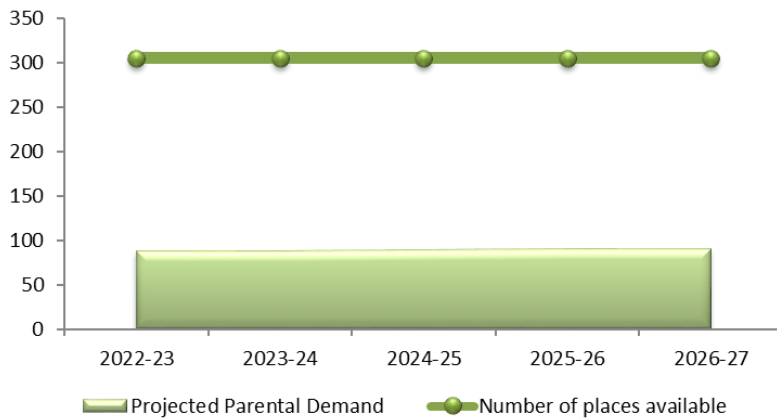


- **Brinklow**
- **Fishermead**
- **Kents Hill**
- **Kingston**
- **Monkston**
- **Monkston Park**
- **Oldbrook North**
- **Springfield**
- **Walton Hall**
- **Woughton-on-the-Green**
- **Woughton Park**

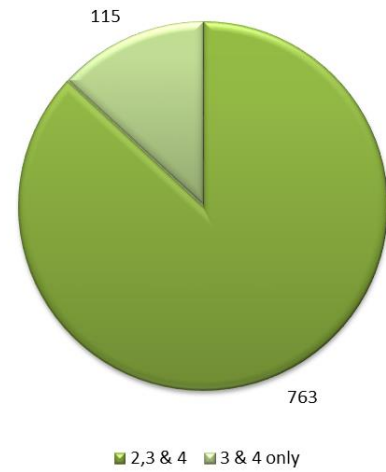
Provider Type	No. Providers	Registered Places	Type of care
Childminder	14	68	FULL
Day Nursery	5	330	
Nursery Unit at Independent Schools	1	160	
Pre-School Playgroup	5	166	SESSIONAL
Maintained Nursery Class	5	154	

Pebbles: 2 year old provision	2022-23	2023-24	2024-25	2025-26	2026-27
Number of places available	305	305	305	305	305
Projected demand for places	87	88	89	89	90
Balance of Places	218	218	216	216	215

Pebbles

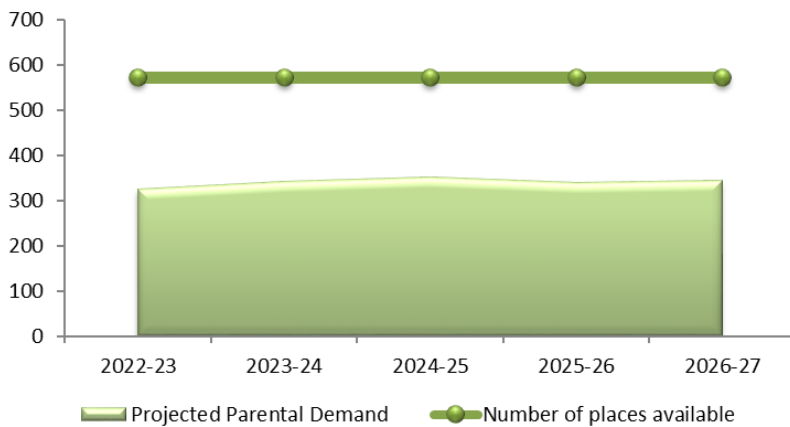


Composition of area provision



Pebbles: 3/4 year old provision	2022-23	2023-24	2024-25	2025-26	2026-27
Supply	573	573	573	573	573
Projected 3/4 YO Demand	323	341	352	339	344
Balance of places	249	232	221	234	229
Extended entitlement demand	170	164	171	168	168

Pebbles



Gap Analysis

- Large surplus of 2 year old places compared to demand in the area
- Large surplus of 3 & 4 year old places compared to demand in the area

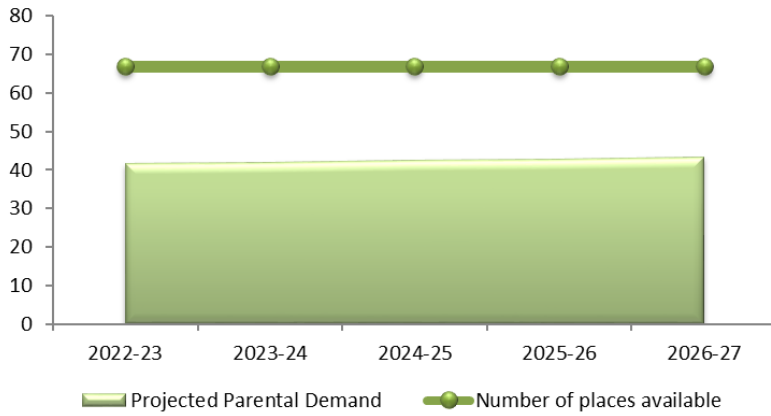


- Bancroft
- Bancroft Park
- Blue Bridge
- Bradville
- Downhead Park
- Linford Wood
- Neath Hill
- Pennyland

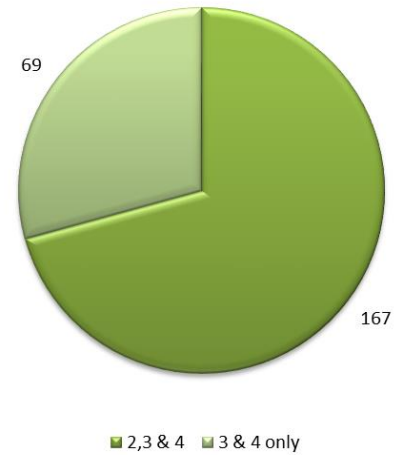
Provider Type	No. Providers	Registered Places	Type of care
Childminder	5	24	FULL
Day Nursery	1	83	
Nursery Unit at Independent Schools	0	0	
Pre-School Playgroup	1	60	SESSIONAL
Maintained Nursery Class	2	69	

Rainbow: 2 year old provision	2022-23	2023-24	2024-25	2025-26	2026-27
Number of places available	67	67	67	67	67
Projected demand for places	42	42	43	43	43
Balance of Places	25	25	24	24	23

Rainbow

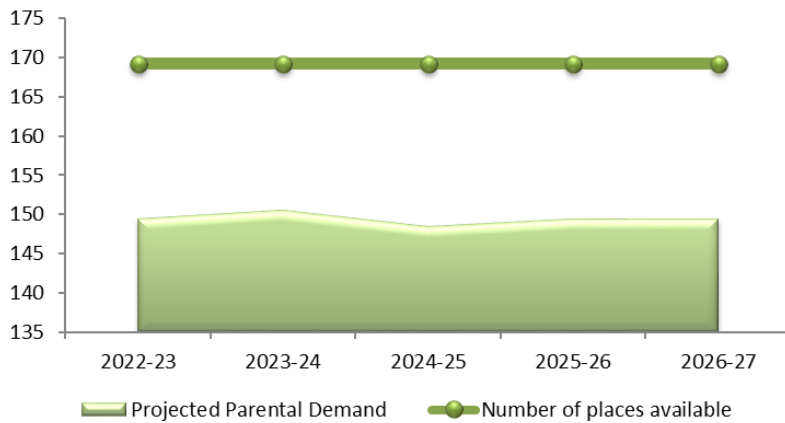


Composition of area provision



Rainbow: 2 year old provision	2022-23	2023-24	2024-25	2025-26	2026-27
Supply	169	169	169	169	169
Projected 3/4 YO Demand	150	151	148	150	150
Balance of places	20	19	21	20	20
Extended entitlement demand	61	59	62	61	61

Rainbow



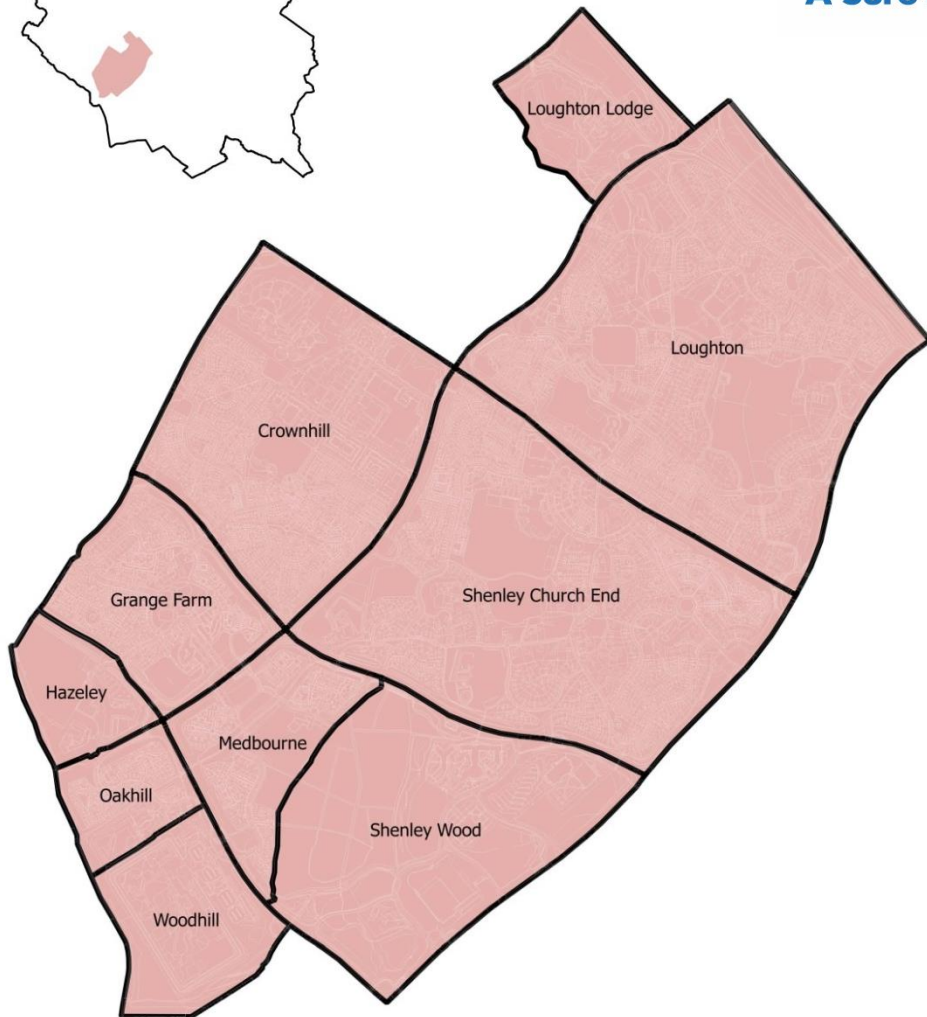
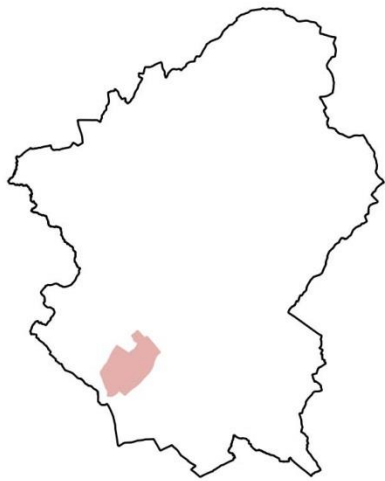
Gap Analysis

- Sufficient 2 year old places to meet the demand from the area
- Sufficient 3 & 4 year old places to meet the demand from the area

Seedlings



A Sure Start Children's Centre

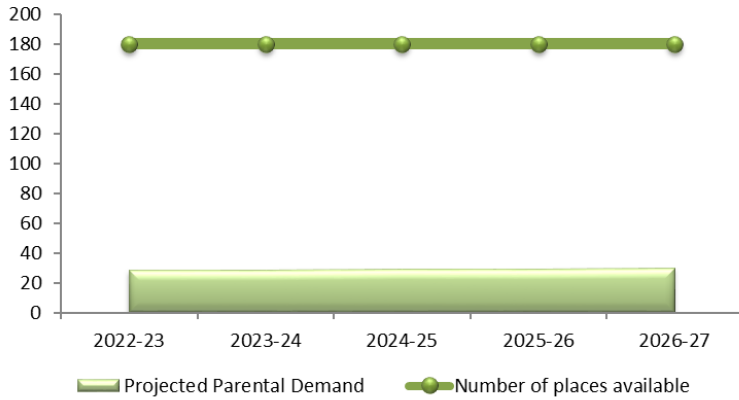


- Crownhill
- Grange Farm
- Hazeley
- Loughton
- Loughton Lodge
- Medbourne
- Oakhill
- Shenley Church End
- Shenley Wood
- Woodhill

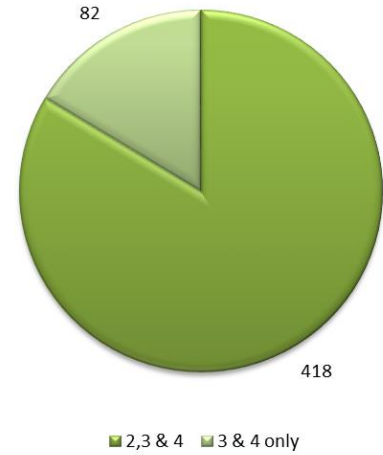
Provider Type	No. Providers	Registered Places	Type of care
Childminder	11	56	FULL
Day Nursery	4	248	
Nursery Unit at Independent Schools	1	24	
Pre-School Playgroup	3	90	SESSIONAL
Maintained Nursery Class	2	82	

Seedlings: 2 year old provision	2022-23	2023-24	2024-25	2025-26	2026-27
Number of places available	180	180	180	180	180
Projected demand for places	29	29	29	29	30
Balance of Places	151	151	151	151	150

Seedlings

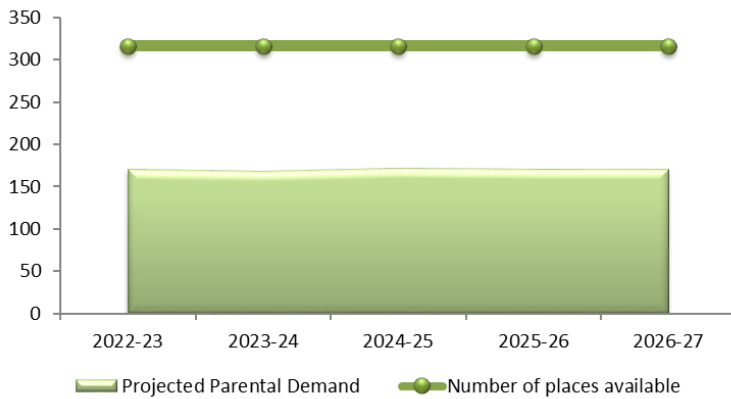


Composition of area provision



Seedlings: 3/4 year old provision	2022-23	2023-24	2024-25	2025-26	2026-27
Supply	316	316	316	316	316
Projected 3/4 YO Demand	170	168	171	170	170
Balance of places	146	148	145	146	146
Extended entitlement demand	89	86	90	88	88

Seedlings

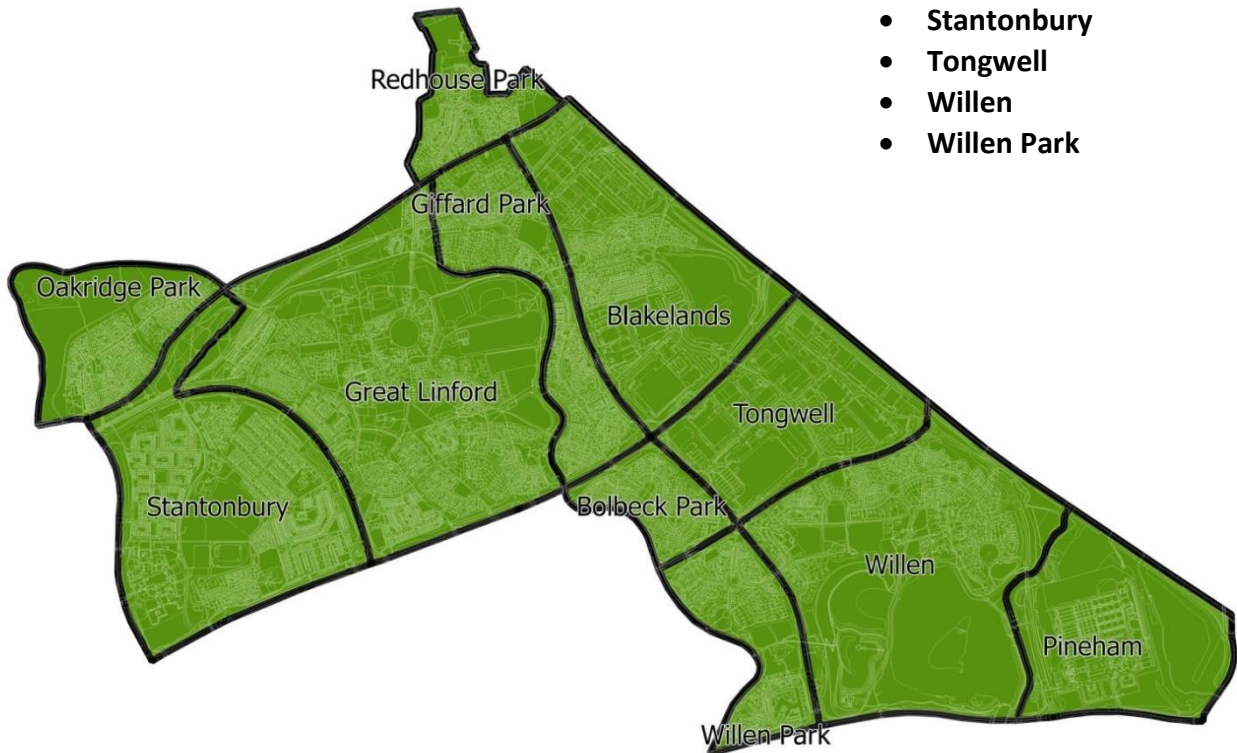


Gap Analysis

- Large surplus of 2 year old places compared to demand in the area
- Large surplus of 3 & 4 year old places compared to demand in the area

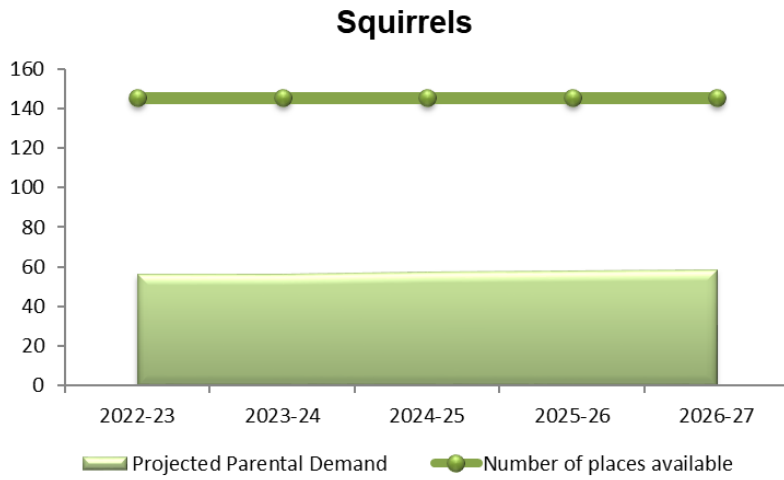


- **Blakelands**
- **Bolbeck Park**
- **Giffard Park**
- **Great Linford**
- **Oakridge Park**
- **Pineham**
- **Redhouse Park**
- **Stantonbury**
- **Tongwell**
- **Willen**
- **Willen Park**

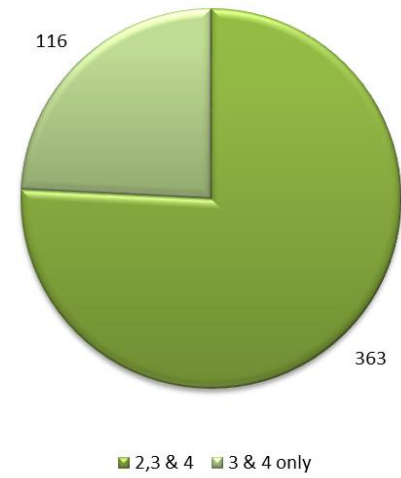


Provider Type	No. Providers	Registered Places	Type of care
Childminder	10	47	FULL
Day Nursery	4	236	
Nursery Unit at Independent Schools	1	26	
Pre-School Playgroup	4	110	SESSIONAL
Maintained Nursery Class	1	30	

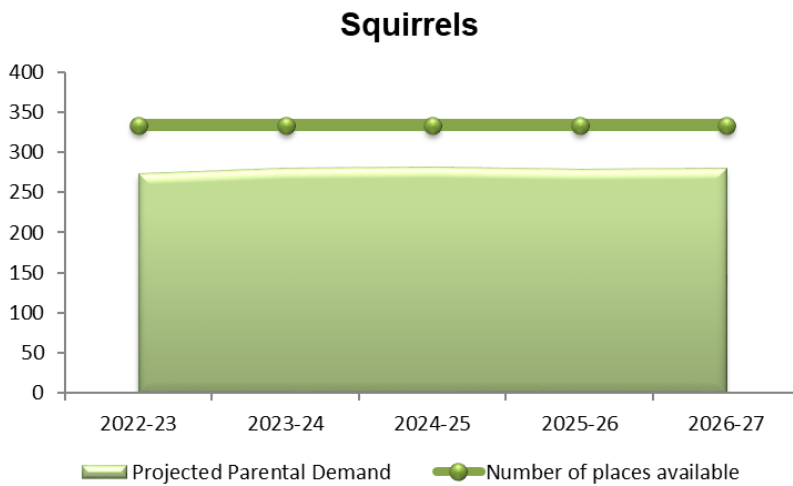
Squirrels: 2 year old provision	2022-23	2023-24	2024-25	2025-26	2026-27
Number of places available	145	145	145	145	145
Projected demand for places	56	57	58	58	59
Balance of Places	89	88	88	87	87



Composition of area provision

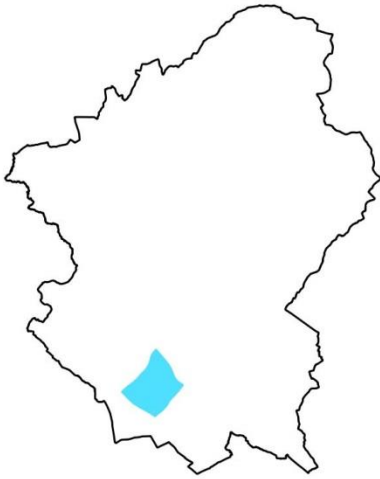


Squirrels: 3/4 year old provision	2022-23	2023-24	2024-25	2025-26	2026-27
Supply	334	334	334	334	334
Projected 3/4 YO Demand	272	279	281	277	279
Balance of places	62	55	53	56	55
Extended entitlement demand	118	114	119	117	117

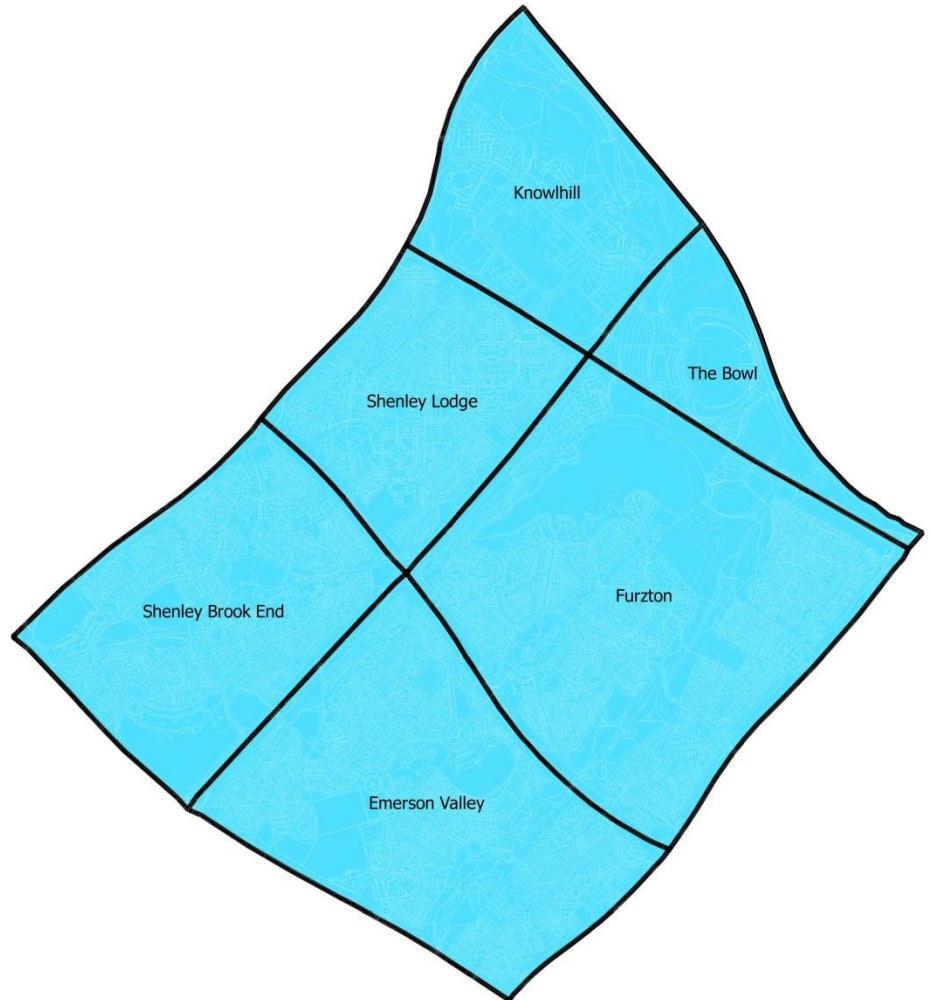


Gap Analysis

- Sufficient 2 year old places to meet the demand from the area
- Sufficient 3 & 4 year olds places to meet demand from the area



A Sure Start Children's Centre

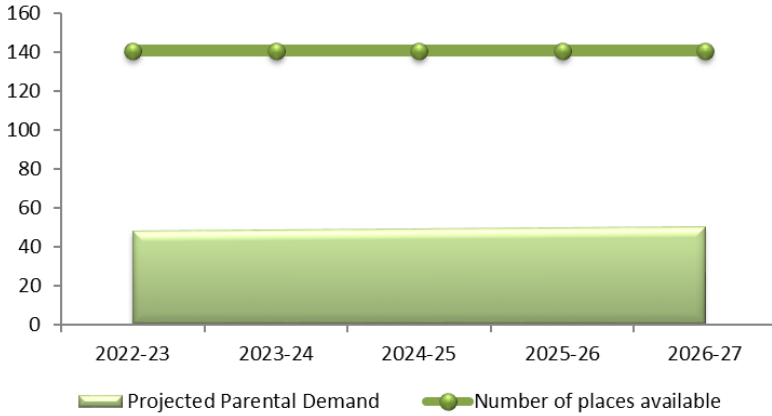


- Emerson Valley
- Furzton
- Knowlhill
- Shenley Brook End
- Shenley Lodge
- The Bowl

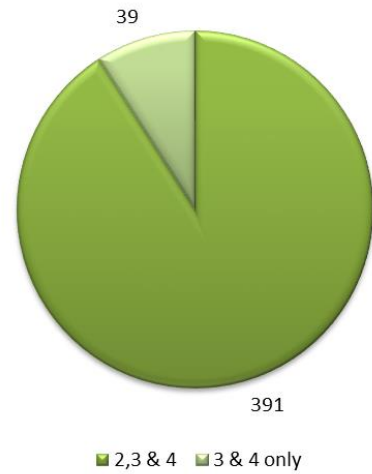
Provider Type	No. Providers	Registered Places	Type of care
Childminder	9	46	FULL
Day Nursery	1	98	
Nursery Unit at Independent Schools	0	0	
Pre-School Playgroup	4	207	SESSIONAL
Maintained Nursery Class	1	39	

Sunshine: 2 year old provision	2022-23	2023-24	2024-25	2025-26	2026-27
Number of places available	140	140	140	140	140
Projected demand for places	48	49	49	50	50
Balance of Places	92	92	91	91	90

Sunshine

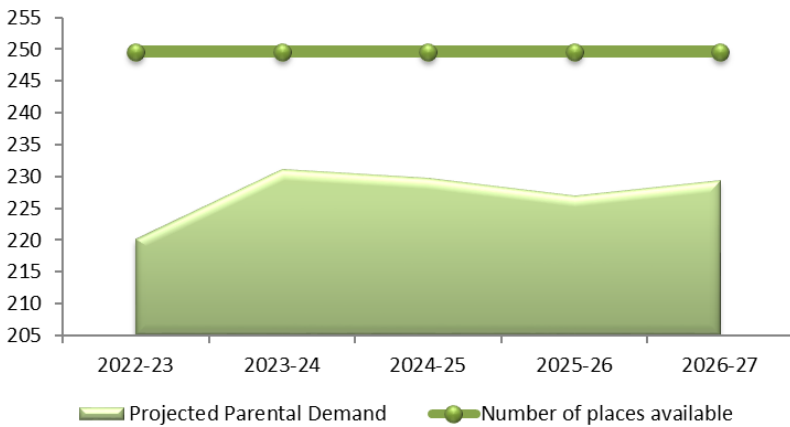


Composition of area provision



Sunshine: 3/4 year old provision	2022-23	2023-24	2024-25	2025-26	2026-27
Supply	250	250	250	250	250
Projected 3/4 YO Demand	220	231	230	227	229
Balance of places	30	19	20	23	20
Extended entitlement demand	126	122	127	125	125

Sunshine

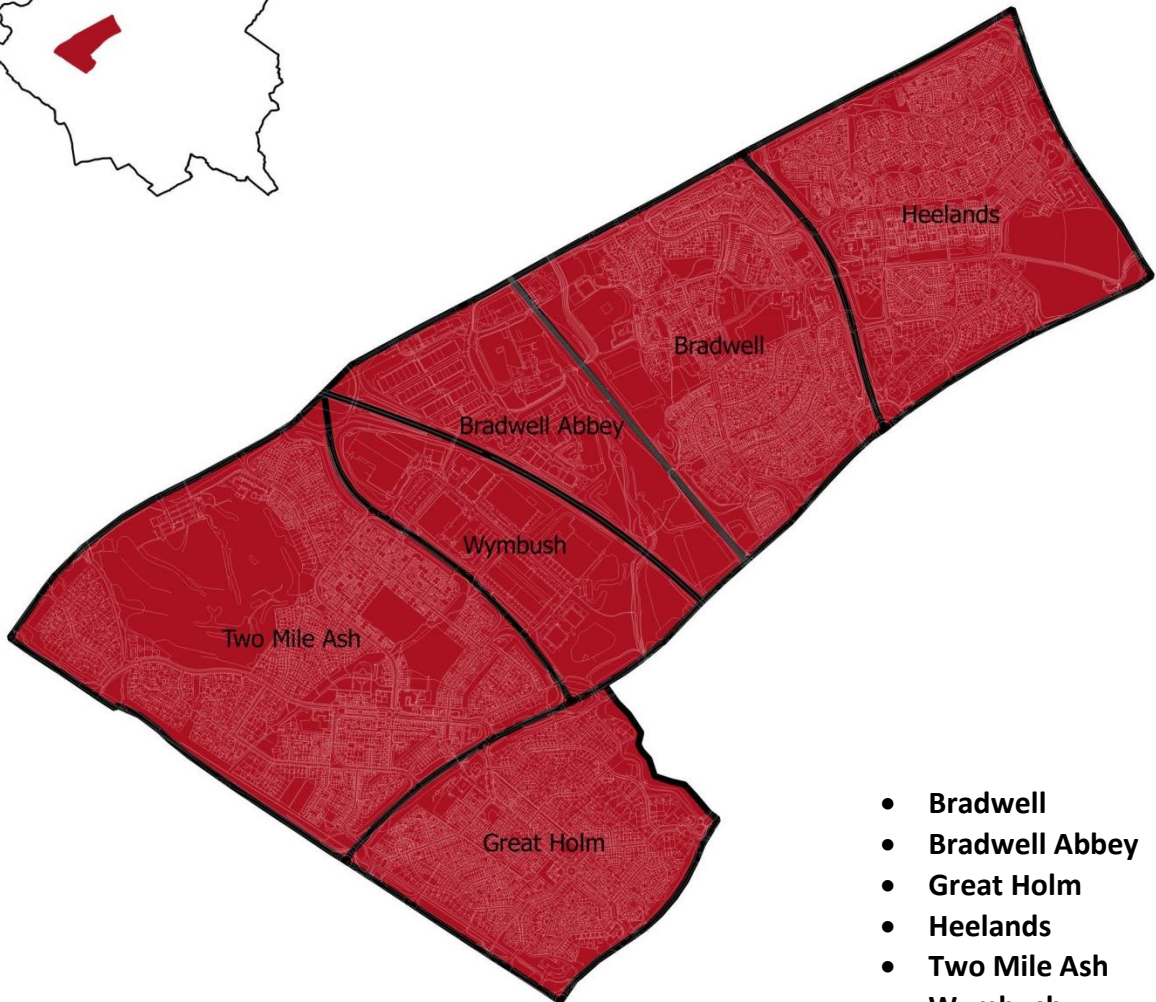


Gap Analysis

- Sufficient 2 year old places to meet the demand from the area
- Sufficient 3 & 4 year old places to meet the demand from the area



TheRobins
Children's Centre

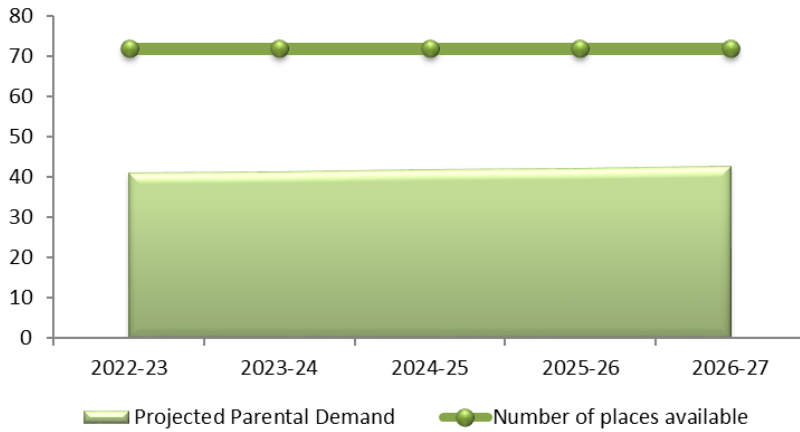


- Bradwell
- Bradwell Abbey
- Great Holm
- Heelands
- Two Mile Ash
- Wymbush

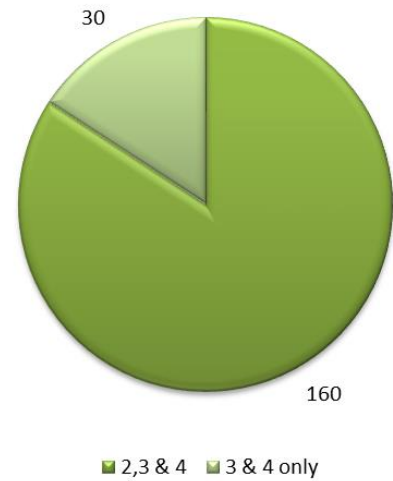
Provider Type	No. Providers	Registered Places	Type of care
Childminder	4	28	FULL
Day Nursery	0	0	
Nursery Unit at Independent Schools	0	0	
Pre-School Playgroup	4	134	SESSIONAL
Maintained Nursery Class	1	30	

The Robins: 2 year old provision	2022-23	2023-24	2024-25	2025-26	2026-27
Number of places available	72	72	72	72	72
Projected demand for places	41	41	42	42	43
Balance of Places	31	30	30	30	29

The Robins

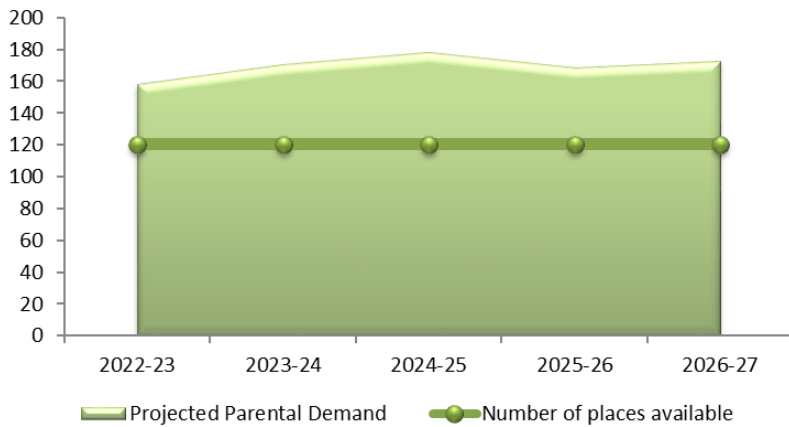


Composition of area provision



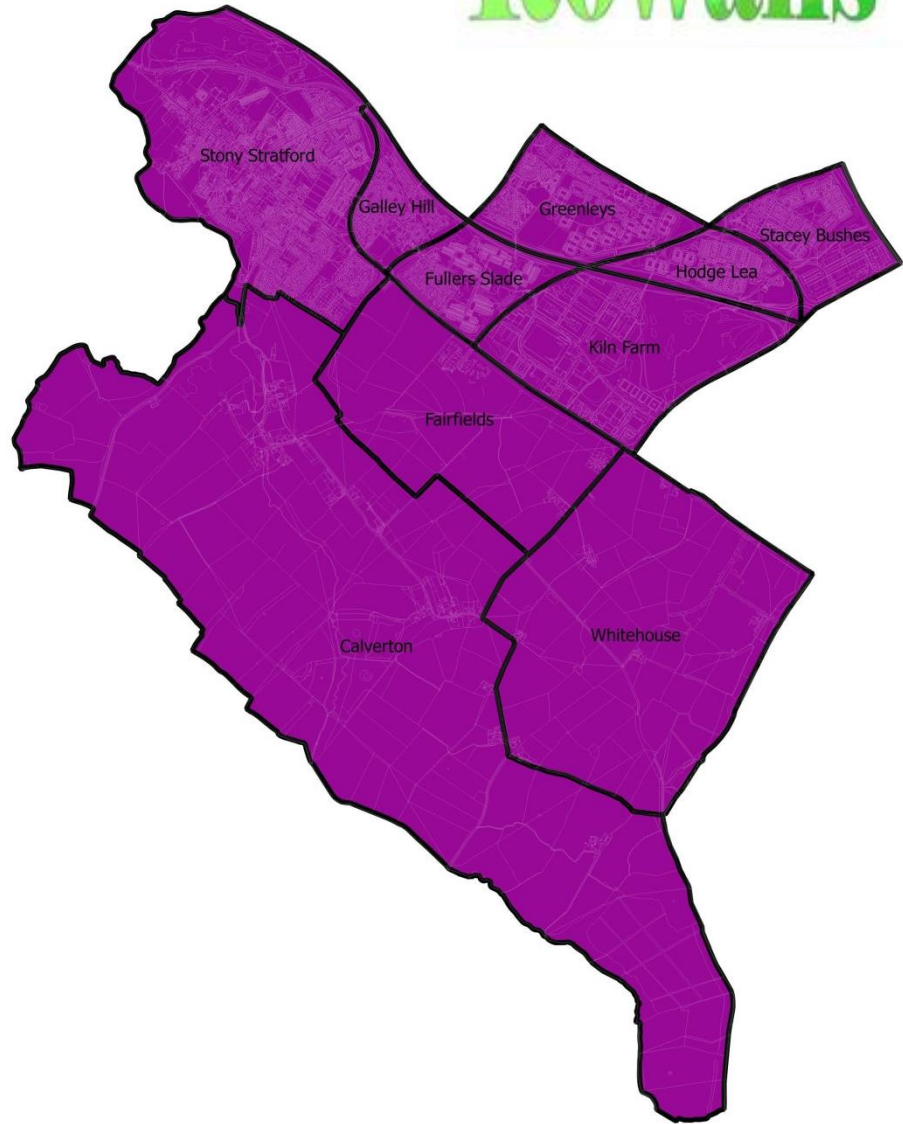
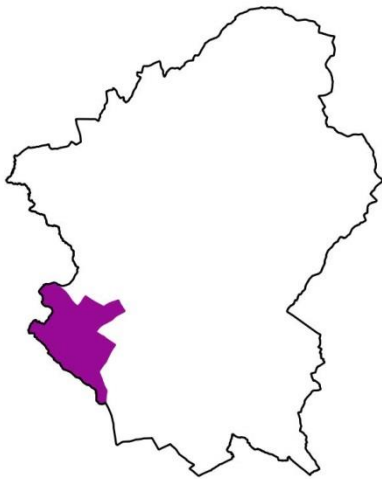
The Robins: 3/4 year old provision	2022-23	2023-24	2024-25	2025-26	2026-27
Supply	120	120	120	120	120
Projected 3/4 YO Demand	158	171	178	169	173
Balance of places	-38	-50	-58	-49	-52
Extended entitlement demand	96	93	97	95	95

The Robins



Gap Analysis

- Sufficient 2 year old places to meet the demand from the area
- Projected shortfall of 3 & 4 year old places to meet the demand from the area

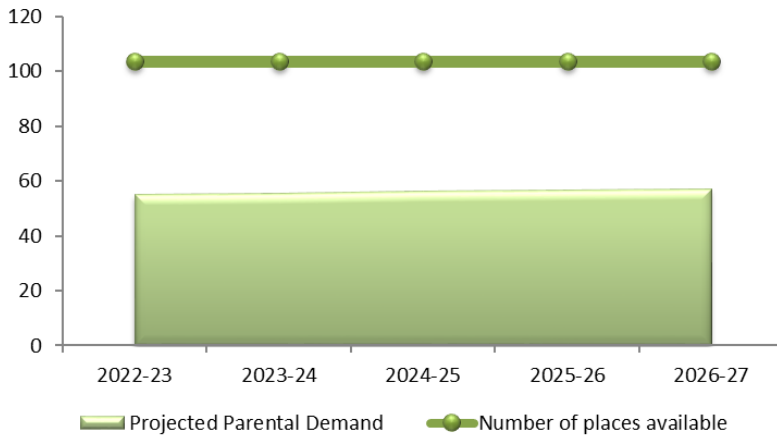


- Calverton
- Fairfields
- Fullers Slade
- Galley Hill
- Greenleys
- Hodge Lea
- Kiln Farm
- Stony Stratford
- Whitehouse

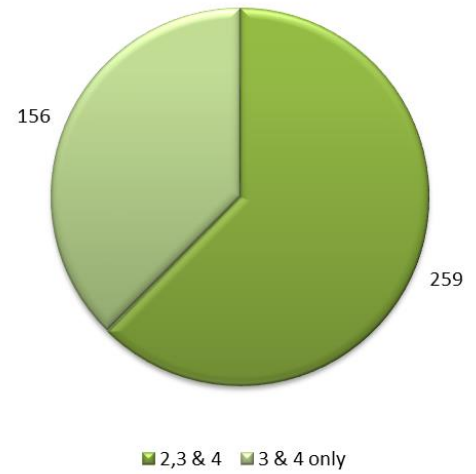
Provider Type	No. Providers	Registered Places	Type of care
Childminder	5	20	FULL
Day Nursery	4	149	
Nursery Unit at Independent Schools	0	0	
Pre-School Playgroup	3	90	SESSIONAL
Maintained Nursery Class	5	156	

The Rowans: 2 year old provision	2022-23	2023-24	2024-25	2025-26	2026-27
Number of places available	104	104	104	104	104
Projected demand for places	55	55	56	56	57
Balance of Places	49	48	48	47	47

The Rowans

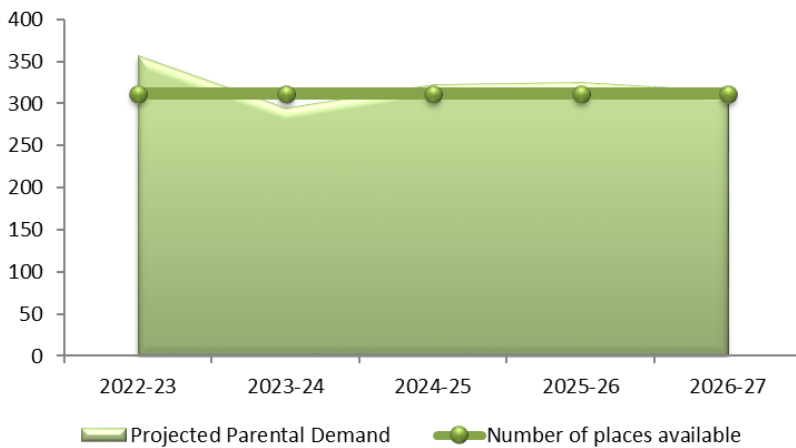


Composition of area provision



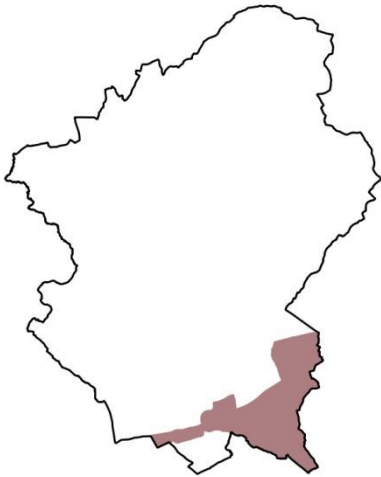
The Rowans: 3/4 year old provision	2022-23	2023-24	2024-25	2025-26	2026-27
Supply	104	104	104	104	104
Projected 3/4 YO Demand	55	55	56	56	57
Balance of places	49	48	48	47	47
Extended entitlement demand	152	147	152	150	150

The Rowans

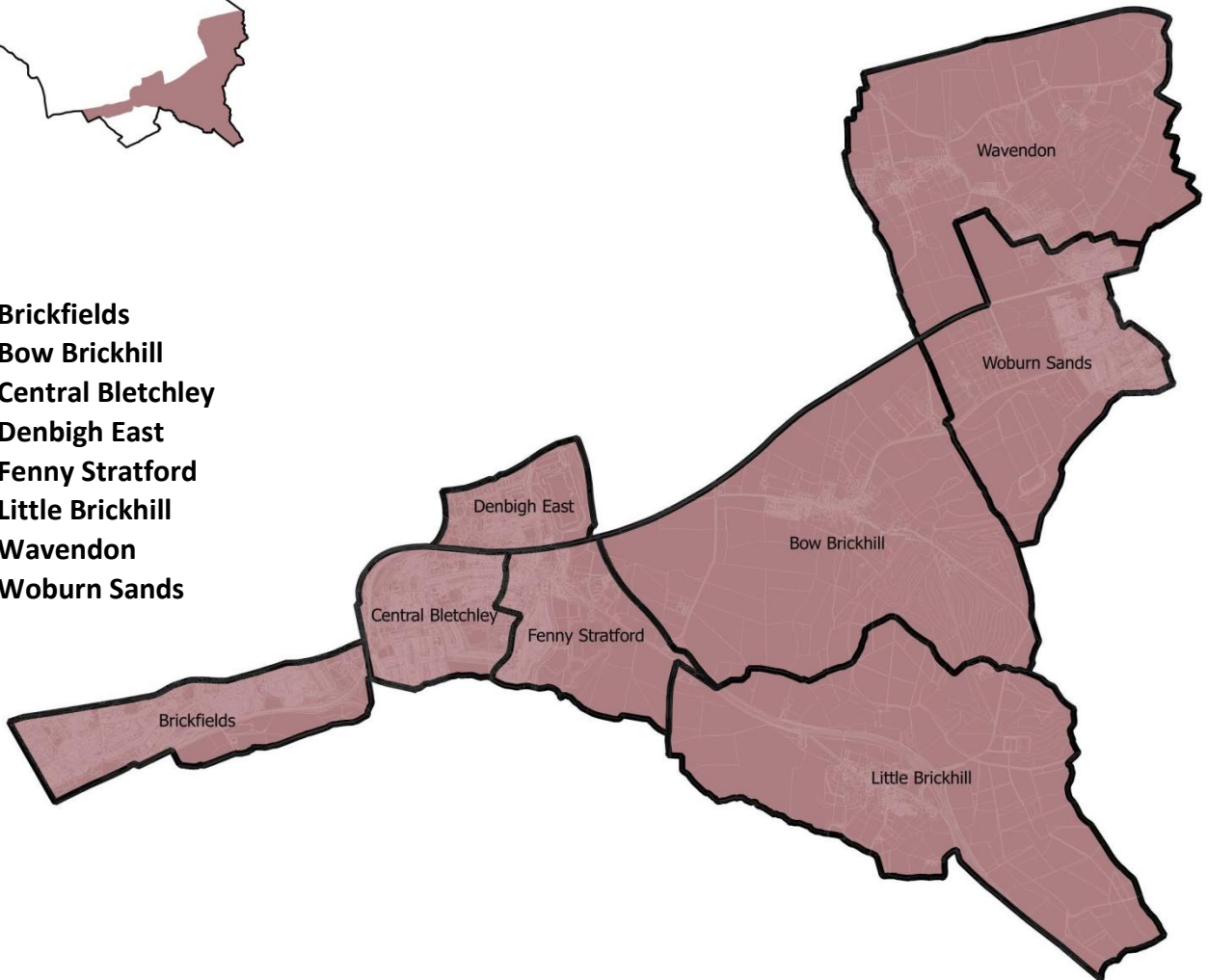


Gap Analysis

- Sufficient 2 year old places compared to demand from the area
- Possible shortfall of 3 & 4 year old places compared to demand from the area



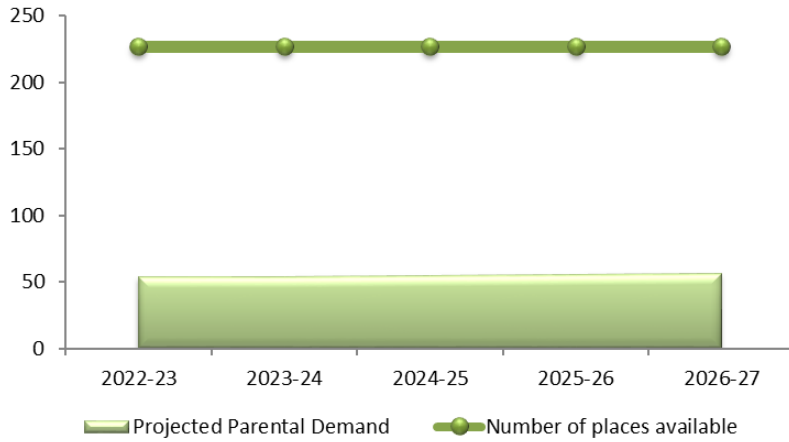
- **Brickfields**
- **Bow Brickhill**
- **Central Bletchley**
- **Denbigh East**
- **Fenny Stratford**
- **Little Brickhill**
- **Wavendon**
- **Woburn Sands**



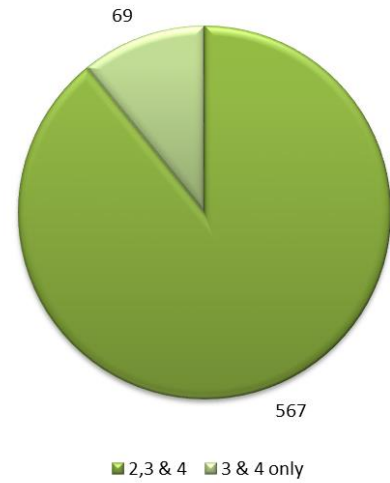
Provider Type	No. Providers	Registered Places	Type of care
Childminder	7	39	FULL
Day Nursery	13	504	
Nursery Unit at Independent Schools	0	0	
Pre-School Playgroup	1	20	SESSIONAL
Maintained Nursery Class	2	69	

The Saplings: 2 year old provision	2022-23	2023-24	2024-25	2025-26	2026-27
Number of places available	227	227	227	227	227
Projected demand for places	54	55	56	56	56
Balance of Places	172	172	171	171	170

The Saplings

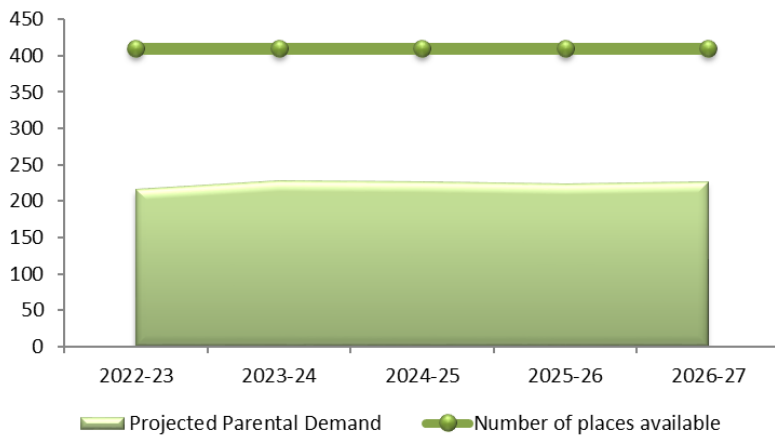


Composition of area provision



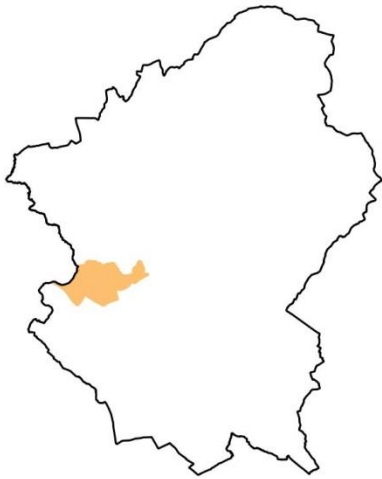
The Saplings: 3/4 year old provision	2022-23	2023-24	2024-25	2025-26	2026-27
Supply	409	409	409	409	409
Projected 3/4 YO Demand	215	227	226	223	225
Balance of places	195	182	184	187	184
Extended entitlement demand	152	147	152	150	150

The Saplings

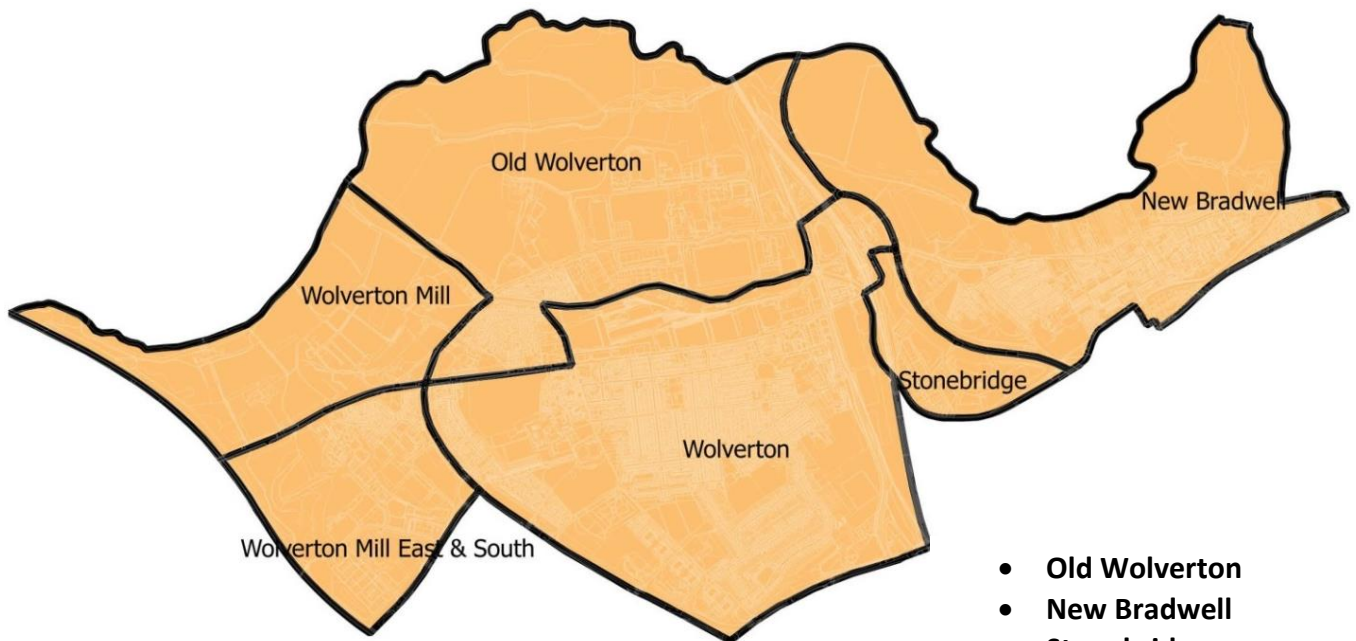


Gap Analysis

- Large surplus of 2 year old places to meet the demand in the area
- Large surplus of 3 & 4 year old places compared to demand in the area



The Windmill

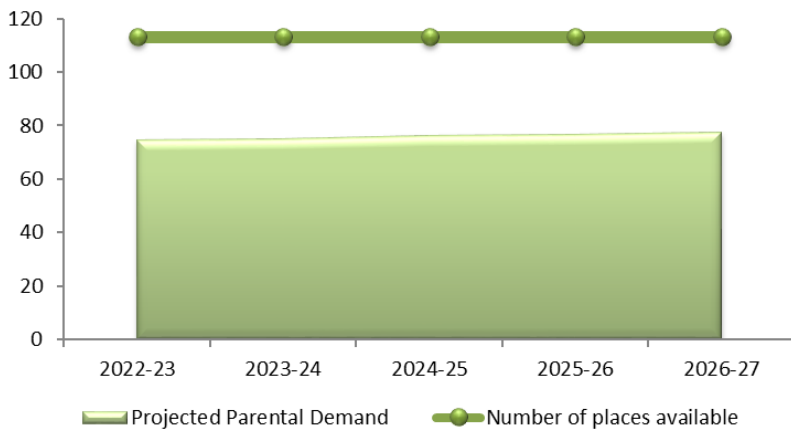


- Old Wolverton
- New Bradwell
- Stonebridge
- Wolverton
- Wolverton Mill

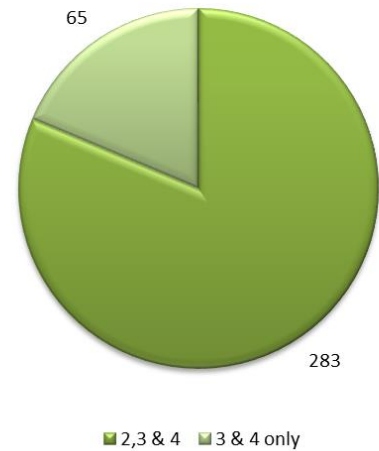
Provider Type	No. Providers	Registered Places	Type of care
Childminder	9	42	FULL
Day Nursery	4	221	
Nursery Unit at Independent Schools	0	0	
Pre-School Playgroup	1	20	SESSIONAL
Maintained Nursery Class	2	65	

The Windmill: 2 year old provision	2022-23	2023-24	2024-25	2025-26	2026-27
Number of places available	113	113	113	113	113
Projected demand for places	75	75	76	77	78
Balance of Places	38	38	37	36	36

The Windmill

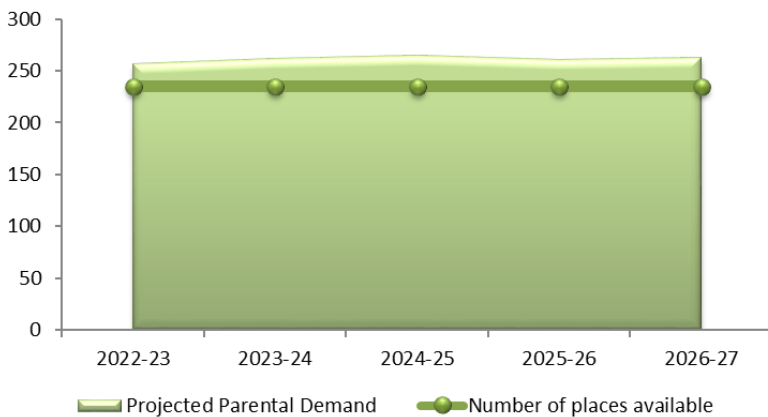


Composition of area provision



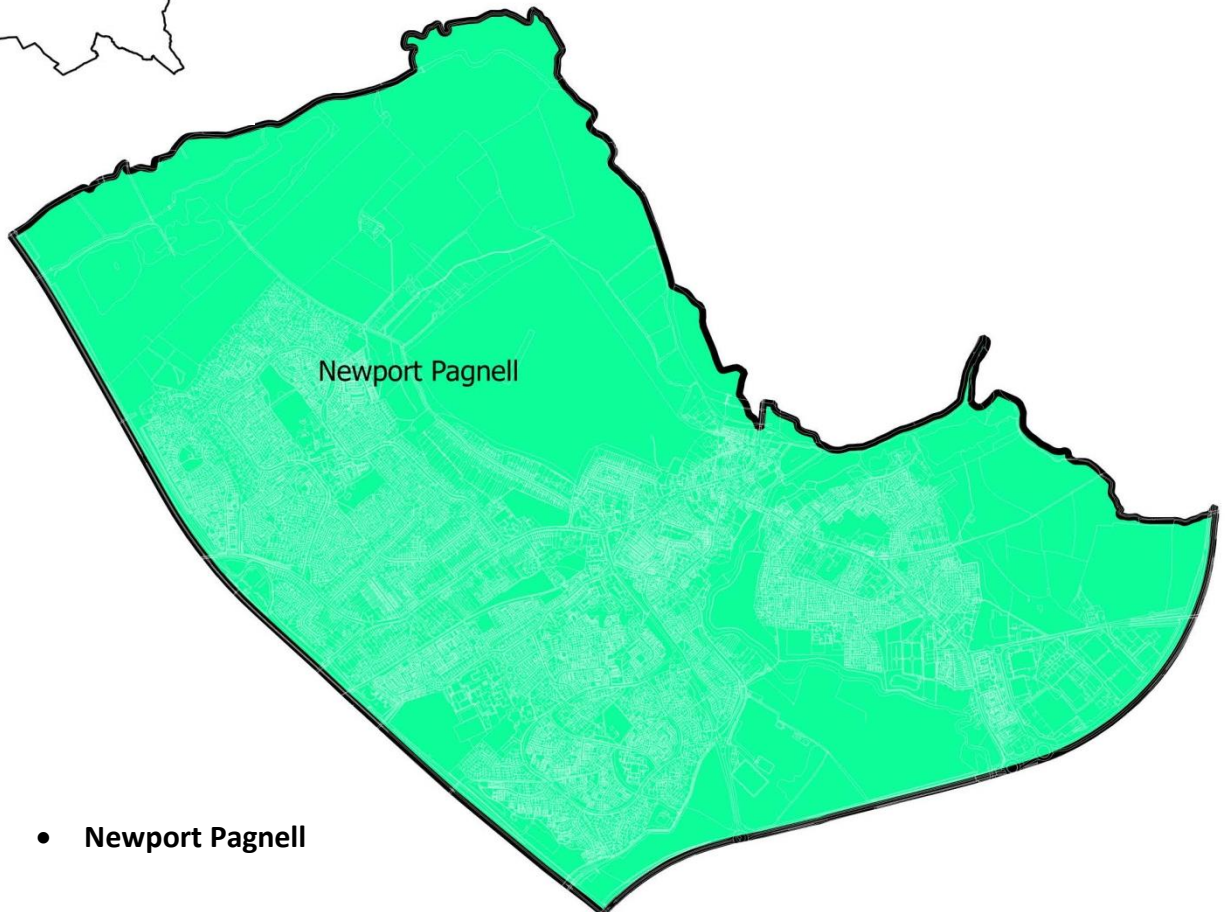
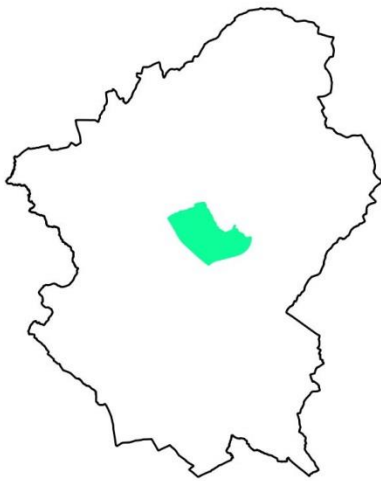
The Windmill: 3/4 year old provision	2022-23	2023-24	2024-25	2025-26	2026-27
Supply	235	235	235	235	235
Projected 3/4 YO Demand	256	261	265	261	262
Balance of places	-21	-26	-30	-26	-27
Extended entitlement demand	117	113	117	116	115

The Windmill



Gap Analysis

- Sufficient 2 year old places to meet the demand from the area
- Projected possible shortfall of 3 & 4 year old places to meet the demand from the area

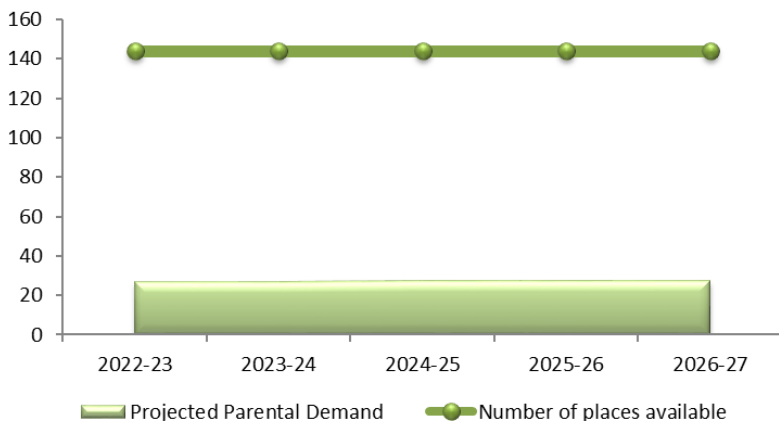


- Newport Pagnell

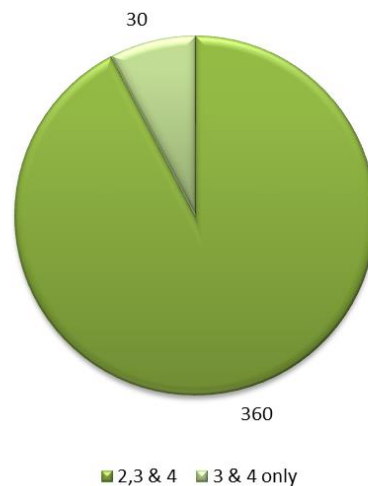
Provider Type	No. Providers	Registered Places	Type of care
Childminder	15	71	FULL
Day Nursery	2	157	
Nursery Unit at Independent Schools	0	0	
Pre-School Playgroup	4	132	SESSIONAL
Maintained Nursery Class	0	0	

Tickford Meadow: 2 year old provision	2022-23	2023-24	2024-25	2025-26	2026-27
Number of places available	144	144	144	144	144
Projected demand for places	26	27	27	27	27
Balance of Places	118	117	117	117	117

Tickford Meadow

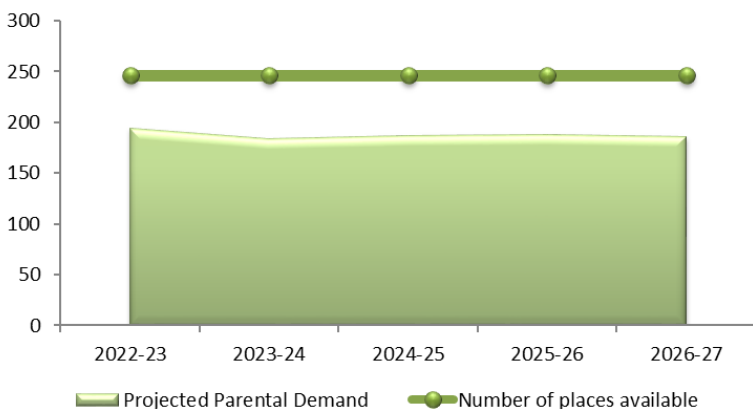


Composition of area provision



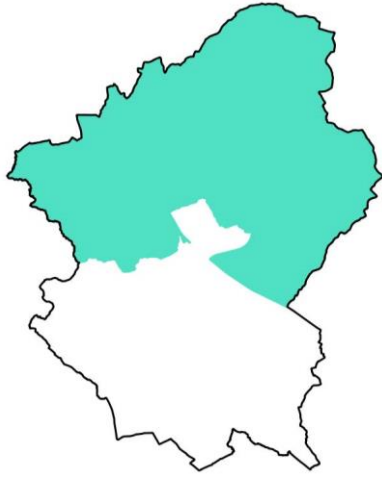
Tickford Meadow: 3/4 year old provision	2022-23	2023-24	2024-25	2025-26	2026-27
Supply	246	246	246	246	246
Projected 3/4 YO Demand	195	184	187	189	187
Balance of places	51	62	59	57	59
Extended entitlement demand	87	84	87	86	86

Tickford Meadow



Gap Analysis

- Sufficient 2 year old places to meet the demand from the area
- Sufficient 3 & 4 year old places to meet the demand from the area



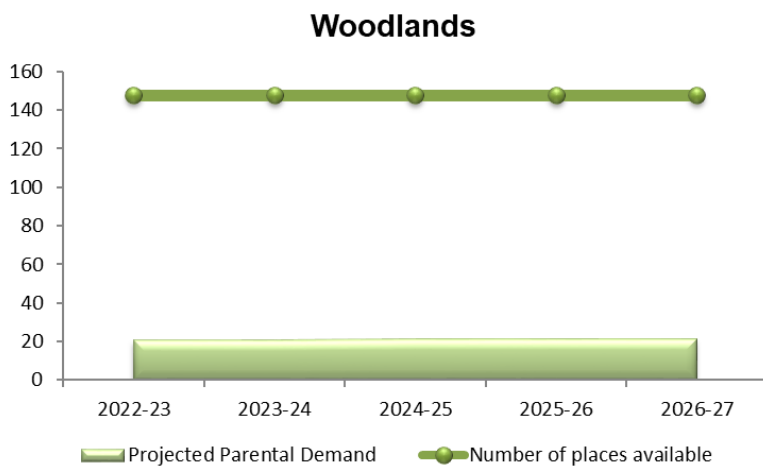
Woodlands Children's Centre



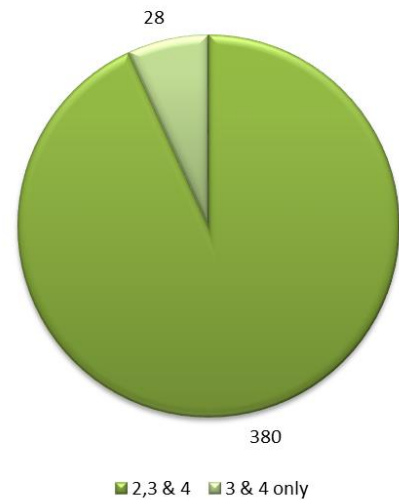
- Astwood
- Castlethorpe
- Chicheley
- Clifton Reynes
- Cold Brayfield
- Emberton
- Gayhurst
- Hanslope
- Hardmead
- Haversham
- Lathbury
- Lavendon
- Little Linford
- Moulsoe
- Newton Blossomville
- North Crawley
- Olney
- Ravenstone
- Sherington
- Stoke Goldington
- Tyringham & Filgrave
- Warrington
- Weston Underwood

Provider Type	No. Providers	Registered Places	Type of care
Childminder	6	26	FULL
Day Nursery	4	160	
Nursery Unit at Independent Schools	0	0	
Pre-School Playgroup	6	183	SESSIONAL
Maintained Nursery Class	1	28	

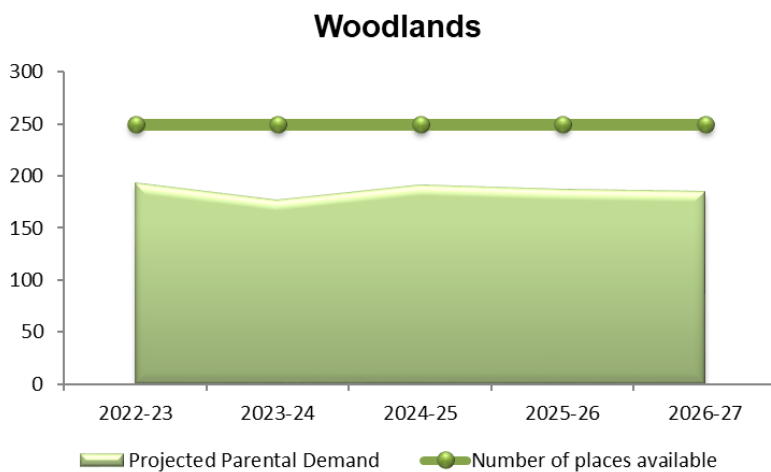
Woodlands: 2 year old provision	2022-23	2023-24	2024-25	2025-26	2026-27
Number of places available	148	148	148	148	148
Projected demand for places	21	21	21	21	21
Balance of Places	127	127	127	127	126



Composition of area provision



Woodlands: 3/4 year old provision	2022-23	2023-24	2024-25	2025-26	2026-27
Supply	249	249	249	249	249
Projected 3/4 YO Demand	193	177	191	187	185
Balance of places	57	73	58	63	65
Extended entitlement demand	80	73	79	77	76



Gap Analysis

- Sufficient 2 year old places compared to demand in the area
- Large surplus of 3 & 4 year old places compared to demand in the area

Annex A

Childcare Act 2006 (including Education Act 2011 amendments)

The sufficiency of high quality childcare provision forms an integral part of the national strategy to alleviate child poverty and assist economic regeneration. The Childcare Act 2006 is a significant piece of legislation in terms of the professional nature of childcare provision and sets out the role of the Local Authority (LA) as a strategic market manager in working in with maintained/private, voluntary and independent organisations.

Key duties of the Acts for LAs are:

1. To secure sufficient childcare for working parents of children aged 0-14 (section 6)
2. To secure early years provision free of charge in accordance with regulations (section 7 – as substituted by section 1 of the Education Act 2011):
 - Equivalent of 570 hours per year for children from the beginning of the term following their 3rd birthday until statutory school age.
 - From September 2014, the equivalent of 570 hours per year for every child eligible in Milton Keynes. Children are eligible if:
 - They meet the criteria for Free School Meals
 - The family receives Working Tax Credits with an annual income of no more than £16,190 per year
 - They have a current statement of Special Educational Need or Education, Health and Care plan
 - They are entitled to Disability Living Allowance
 - They are looked after by a local authority
 - They are no longer looked after by the local authority as a result of adoption order, a special guardianship order or residence order, or child arrangement order which specifies where the child lives.
 - The family are living in England with no recourse to public funds
3. To work together to improve outcomes for children.
 - LAs and relevant partners must work together to improve outcomes for all children up to the age of five, reducing inequalities by ensuring

integration, access and take up of early childhood services (sections 1-4).

4. To assess the sufficiency of provision.
 - LAs must secure sufficient childcare, so far as is reasonably practicable.
5. To report annually to elected members and parents.
 - LAs should report annually to elected members on how they are meeting their duty to secure sufficient childcare (Draft statutory guidance – Sept 2014). This should include:
 - Analysis of provision for specific groups.
 - Information about the supply and demand of childcare for particular age ranges of children, and the affordability, accessibility and quality of provision.
 - Details of how any gaps in childcare provision will be addressed.
6. To exercise its power to assist providers.
 - LAs may assist any person providing, or proposing to provide, childcare and may make arrangements for the provision of childcare. (Section 8.1).
 - The assistance local authorities may give includes financial assistance (section 8.2).
 - If providing financial assistance LAs may impose requirements upon providers (section 9).
7. To exercise its power to become the 'provider of last resort'.
 - LA's may provide childcare (section 8.1), but only if it is satisfied that no other person is willing to provide it or, if another person is willing to do so, that in the circumstances it is appropriate for the local authority to provide the childcare (section 8.3).
 - Local authorities may charge for any childcare they provide, except when that provision is made under section 7, or where the childcare is daycare for children in need, provided under section 18(1) and (5) of the Children Act 1989 (section 10).
8. To fund early education places (statutory guidance – June 2018).
 - LA's are required to deliver the free entitlement through early years providers who are:
 - registered with Ofsted as early years providers; or

- a childminder registered with Ofsted; or
 - a childminder registered with a childminder agency which is registered with Ofsted; or
 - schools taking children age three and over and therefore exempt from registration with Ofsted as early years providers.
- LAs are required to fund early education places in all sectors using a locally-determined transparent funding formula.
 - LAs will be required to submit details of funding rates they pay to the Department for Education for publication.
 - LAs should fund places for two-, three- and four-year-old children attending any provider judged 'good' or 'outstanding' by Ofsted or at any childminder registered with a childminder agency judged good or outstanding.
 - LAs should fund places for three- and four-year-old children attending any provider judged 'satisfactory' (prior to 2014) or 'requires improvement' or at any childminder registered with a childminder agency judged 'requires improvement'.
 - Providers who become 'Inadequate' will be considered on a case by case basis by the LA, regarding whether funding will be withdrawn for children who are already receiving their funded entitlement. The Education Performance Board will make the decision to remove funding after consideration of how removal impacts on children and their families. After consideration the LA may secure alternative provision and withdraw funding, as soon as is practicable.
 - LAs should fund places for two-, three- and four-year-old children at new providers registered with Ofsted until the providers first full Ofsted inspection is published or at a childminder registered with an agency until the agency's first full Ofsted judgement is published.
 - LAs should fund providers with exceptions from the Early Years Foundation Stage if a parent wants their child to take up early education at an exempt provider.
 - LAs should ensure providers do not charge parents for any hours for which the provider already receives any funding from the local authority.
9. To provide information advice and training to childcare providers (section 13)
- LAs must, secure information, advice and training for childcare providers in their area on the following:

- Meeting the requirements of the Early Years Foundation Stage
 - Meeting the needs of children with special education needs and disabilities, vulnerable and disadvantaged children; and
 - Safeguarding and child protection.
 - in accordance with regulation, secure the provision of information, advice and training to childcare / prospective childcare providers.
 - LAs should secure this information for those providers
 - Who are judged less than 'good' by Ofsted
 - Newly registered providers who have not yet had an inspection report
 - Those on Part A of the Ofsted General Childcare Register who are assessed by Ofsted as not having met the requirements of the registration may charge for this provision.
10. To provide information to parents.
- LAs have a duty to provide parents and prospective parents with information advice and assistance in relation to the provision of childcare in the area (section 12).
 - LAs are required to act in accordance with the School Admissions Code in enabling children to take up a place in a maintained school reception class from the September following their fourth birthday.

Childcare Act 2016

The extended entitlement outlined in the Childcare Act 2016 is a defining piece of legislation in enabling eligible parents' greater flexibility and more opportunities in the employment market. The local authority retains the role as a strategic market manager working with private, voluntary and independent providers

Key duties of the Acts for LAs are:

1. To secure eligible parents 30 hours of free childcare in their area (section 2.2)
2. Requires local authorities to publish information of a prescribed description, interval and manner (section 5)

Full statutory guidance can be found at:

- https://www.gov.uk/government/uploads/system/uploads/attachment_data/file/596460/early_education_and_childcare_statutory_guidance_2017.pdf

Annex B

How parents can access their free entitlement

Parents can access their free entitlement by using one or more of a range of different providers. All Ofsted registered early years childcare providers must comply with the Early Years Foundation Stage (EYFS) and therefore provide integrated childcare and education. However, the services offered by these providers differ widely according to a number of factors such as premises restrictions, the needs and demands of the local community, and the individual organisations aims and values. A brief explanation of the broad categories of childcare provision is set out below:

Childminder

Operate on domestic premises, a sole practitioner or with a maximum of two assistants at any one time. A provision for children of all ages, which can offer a versatile range of full daycare, sessional care, school wrap around and holiday care in a home based setting.

Childcare on domestic premises

Operate on domestic premises, with 3 or more assistants at any one time. Although this type of provision appears similar to a childminder, it more closely resembles a day nursery.

Day nursery

Group based provision for children aged 0-4. Primarily full daycare (8am – 6pm year round) for working parents, including access to their free entitlement. Operate on non-domestic premises.

Pre-school/private nursery

Group based provision for children aged 2-4. Primarily sessional care (up to two three hour sessions per day, term time only, enabling access to the free entitlement). Operate on non-domestic premises (often community sites). Providers are typically voluntary run or privately owned.

School nursery class

Group based provision for children aged 2-4, directly run and managed by the school, as part of the school. Registered and inspected as part of the school's Ofsted registration. Primarily sessional care (three hour sessions per day term time only, enabling access to the free entitlement)

Nursery school

Group based provision for children aged 3-4. Registered and inspected as a school provision by Ofsted. Primarily sessional care (three hour sessions per day term time only, enabling access to the free entitlement).

Nursery unit of independent school

Group based provision for children aged under five. Directly run and managed as part of an independent school. Registered and inspected as part of the school's independent registration, but registered separately with Ofsted if catering for children aged three-and-under. Primarily full daycare (8am – 6pm year round), including access to their free entitlement

Breakfast/out of school care

Childcare provision operating before school, or at least 2.5 hours after school to enable parents of school aged children to work.

Sessional care

The January 2014 headcount data shows that approximately two thirds (64%) of eligible children aged three and four (who do not attend a full time school place) accessed their free entitlement at a local sessional care provision (e.g. pre-school/playgroup). Figure B4 shows that children attending sessional care providers generally access their free entitlement hours only.

As each child becomes eligible for their free entitlement the term after their qualifying birthday, but all children become eligible for school in the September following their fourth birthday, demand for sessional care provision rises throughout the school year, before experiencing a significant decline in September. Where there is demand, and to assist sustainability, many sessional care providers will therefore accept children prior to the age at which they would become eligible for free early education. Whilst meeting parental demand, these privately funded arrangements make projecting the requirement for future provision more complicated.

Working parents

The majority of children accessing their free entitlement at a day nursery provision, a nursery unit of independent school, or a childminder generally doing so as part of a larger day care package for working parents. Some day nurseries and childminders offer a limited number of sessional care only places but this is not always financially viable and is therefore subject to market fluctuations.

As a result of the local geography and transport systems, working parents are generally able to access a wide variety of care options across the borough depending on their particular preferences and circumstances. Parents do not necessarily choose to access their most local full day care provision.

Patterns of access to full day care provision are usually dependent on the parents' working patterns and are therefore non-standard.

School wrap around care comprised of breakfast, after school and holiday care clubs for school aged children, are often located on school sites and either run by the school, or an external private or voluntary provider, who will link with a school or a number of schools. Providers which are not located on school sites will often transport children from a number of schools to a central location. Since provision run directly by schools does not necessarily need to register separately, local authorities are not always able to capture the full array of childcare provision which is available in this age group. Schools operating such provision are encouraged to notify the local authority to ensure parents are appropriately informed.

In addition to the options discussed above, parents may choose to use other childcare options such as nannies and relatives; however, they are only able to claim the childcare element of Working Tax Credit or Universal Credit for provision registered with Ofsted, or (in the case of a school facility) run under the direction of the school's governing body or academy trust.

Supplementing the free entitlement

Many parents will supplement the free entitlement by purchasing additional hours. This is much more likely to happen across day nurseries, nursery units and childminders as opposed to pre-school and playgroups, which tend to be accessed by parents walking to their local provision, broadly for their free entitlement only.

Annex C

Funding for Providers

Providers who wish to offer register as government funded childcare hours must be Ofsted registered.

Government funded childcare hours will be paid directly to a provider by Milton Keynes Council. To register to offer funded hours providers should email the request to nursery.education@milton-keynes.gov.uk

Further information about available funding for providers can be found at <https://www.milton-keynes.gov.uk/children-young-people-families/early-years-and-childcare/free-childcare>