

Your Guide to Council Tax in 2024/25

What is Council Tax?

Council Tax is a local tax set by local councils to help pay for local services. All homes have to pay Council Tax - the amount you pay will depend on the valuation band your home has been placed in by the Valuation Office Agency.

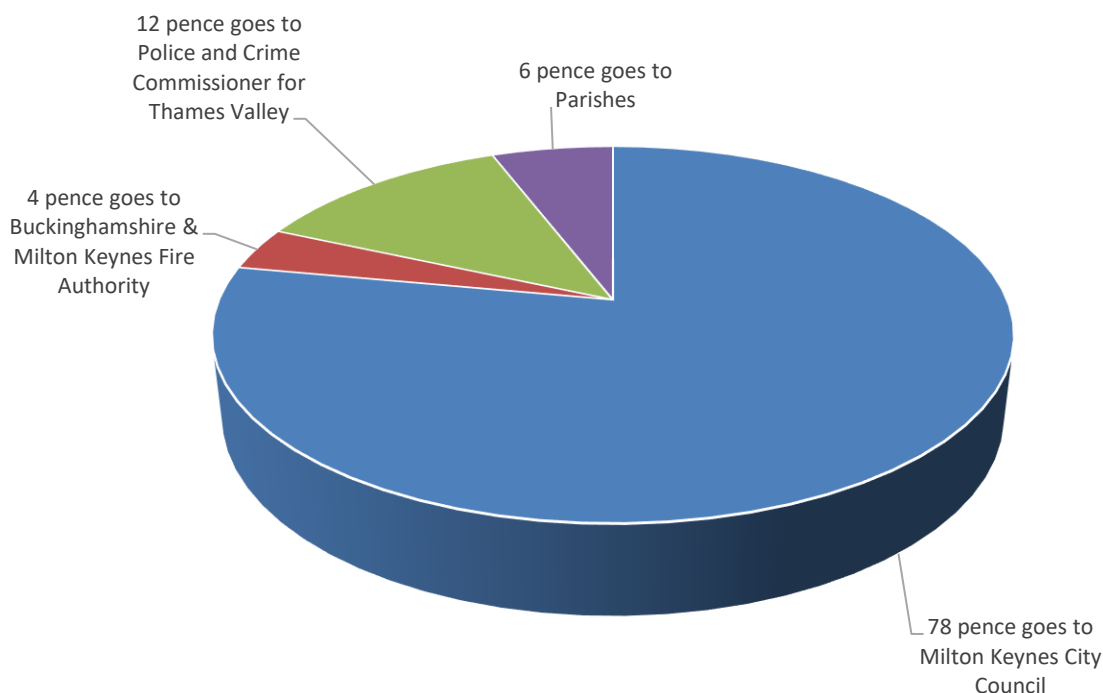
Details on how to pay your Council Tax are on our website, www.milton-keynes.gov.uk/council-tax/pay-council-tax and on the back of your bill.

What does it pay for?

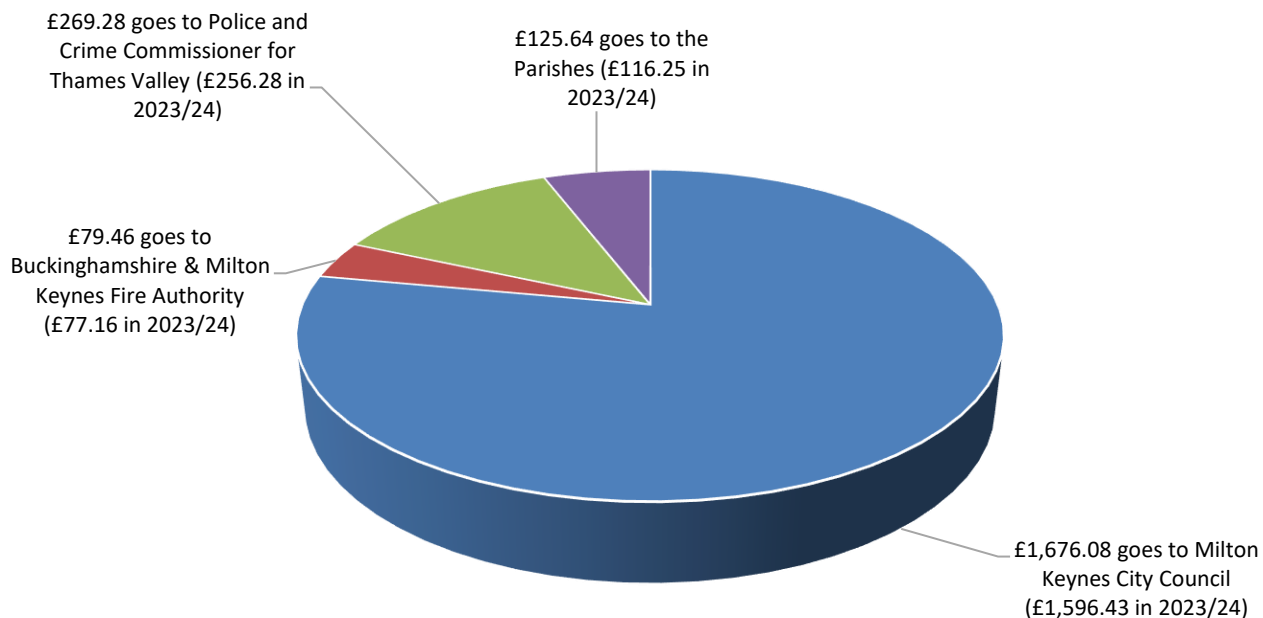
We collect your Council Tax and put it into a separate fund called the Collection Fund.

This year, we need to collect £209.014 million through Council Tax. Out of each Pound we collect, 78 pence will go to Milton Keynes City Council to pay for things such as education, social services, libraries, leisure services, refuse collection, street cleansing and parks and open spaces; 12 pence will go to the Police and Crime Commissioner for Thames Valley ; 4 pence will go to Buckinghamshire and Milton Keynes Fire Authority; and 6 pence will go to Parish and Town councils (on average).

For every £1 we collect...



For every average Band D Council Tax we collect



How has the Council Tax charge changed this year?

Your Council Tax contributes to the funding of the following bodies; Milton Keynes City Council, your parish or town council, Police and Crime Commissioner for Thames Valley and Buckinghamshire and Milton Keynes Fire Authority. The amount of money each of these authorities require from Council Tax payers is known as a 'precept'

Milton Keynes City Council has chosen to increase the precept it charges to fund its own expenditure requirement by 4.99%, 2.00% of which is an Adult Social Care levy. Buckinghamshire and Milton Keynes Fire Authority have increased their precept by 2.98% and The Police and Crime Commissioner for Thames Valley have increased their precept by 5.07%.

Your individual parish or town council will have set its precept based on local decisions; therefore this element of your Council Tax bill may have changed from last year depending upon the parish in which you live. A small number of parishes have chosen not to set any precept and therefore a charge will not appear on you bill if you live in one of these parishes.

Council Tax calculation and precepts

The calculation of the Council Tax for each precepting authority is determined by dividing the net precept requirement by the Council Tax Base of **97,194.98**. The Council Tax base is worked out using the number of domestic properties in Milton Keynes and the discounts and exemptions they receive.

The calculations determines the Band D Council Tax Amount.

	Net Precept Requirement £'000	Council Tax Band D £
Milton Keynes City Council	162,906	1,676.08
Buckinghamshire & Milton Keynes Fire Authority	7,723	79.46
Police and Crime Commissioner for Thames Valley	26,173	269.28
	196,802	2,024.82*

*Add to this figure the appropriate Parish amount shown in the below precept table (relevant figure in the *Parish Precept Band D Equivalent* column below). Note, 3 parishes have chosen not to set a precept and therefore this amount is £0.

The amount of Council Tax in each Band/Parish is shown in the following table.

2023/24 Parish Precept	Area (PC/TC are Parish/Town Councils; PM are Parish Meetings)	2024/25 Parish Precept	Parish Precept Band D Equivalent	Total Council Tax per Band (£ Payable)							
				Band A	Band B	Band C	Band D	Band E	Band F	Band G	Band H
£		£	£	£	£	£	£	£	£	£	£
70,900	Abbey Hill (PC)	35,000	24.01	1,365.89	1,593.53	1,821.18	2,048.83	2,504.13	2,959.42	3,414.72	4,097.66
8,600	Astwood & Hardmead (PC)	9,030	66.12	1,393.96	1,626.29	1,858.61	2,090.94	2,555.59	3,020.25	3,484.90	4,181.88
1,109,705	Bletchley & Fenny Stratford (TC)	1,234,427	202.16	1,484.65	1,732.10	1,979.54	2,226.98	2,721.86	3,216.75	3,711.63	4,453.96
38,000	Bow Brickhill (PC)	48,209	171.39	1,464.14	1,708.16	1,952.19	2,196.21	2,684.26	3,172.30	3,660.35	4,392.42
207,120	Bradwell (PC)	219,343	77.34	1,401.44	1,635.01	1,868.59	2,102.16	2,569.31	3,036.45	3,503.60	4,204.32
277,253	Broughton & Milton Keynes (PC)	406,578	60.76	1,390.39	1,622.12	1,853.85	2,085.58	2,549.04	3,012.50	3,475.97	4,171.16
0	Calverton (PM)	0	0.00	1,349.88	1,574.86	1,799.84	2,024.82	2,474.78	2,924.74	3,374.70	4,049.64
846,133	Campbell Park (PC)	893,963	217.96	1,495.19	1,744.38	1,993.58	2,242.78	2,741.18	3,239.57	3,737.97	4,485.56
36,144	Castlethorpe (PC)	40,307	86.89	1,407.81	1,642.44	1,877.08	2,111.71	2,580.98	3,050.25	3,519.52	4,223.42
218,238	Central Milton Keynes (TC)	175,181	55.00	1,386.55	1,617.64	1,848.73	2,079.82	2,542.00	3,004.18	3,466.37	4,159.64
500	Chicheley (PM)	500	12.62	1,358.29	1,584.68	1,811.06	2,037.44	2,490.20	2,942.97	3,395.73	4,074.88
6,500	Clifton Reynes & Newton Blossomville (PC)	8,101	40.76	1,377.05	1,606.56	1,836.07	2,065.58	2,524.60	2,983.62	3,442.63	4,131.16
0	Cold Brayfield (PM)	0	0.00	1,349.88	1,574.86	1,799.84	2,024.82	2,474.78	2,924.74	3,374.70	4,049.64
18,500	Emberton (PC)	19,423	65.51	1,393.55	1,625.81	1,858.07	2,090.33	2,554.85	3,019.37	3,483.88	4,180.66
58,097	Fairfields (PC)	104,403	83.04	1,405.24	1,639.45	1,873.65	2,107.86	2,576.27	3,044.69	3,513.10	4,215.72
2,000	Gayhurst (PM)	2,000	23.21	1,365.35	1,592.91	1,820.47	2,048.03	2,503.15	2,958.27	3,413.38	4,096.06
666,301	Great Linford (PC)	732,244	115.21	1,426.69	1,664.47	1,902.25	2,140.03	2,615.59	3,091.15	3,566.72	4,280.06
127,574	Hanslope (PC)	153,787	115.64	1,426.97	1,664.80	1,902.63	2,140.46	2,616.12	3,091.78	3,567.43	4,280.92
25,220	Haversham & Little Linford (PC)	27,045	81.64	1,404.31	1,638.36	1,872.41	2,106.46	2,574.56	3,042.66	3,510.77	4,212.92
121,075	Kents Hill, Monkston & Brinklow (PC)	173,095	64.99	1,393.21	1,625.41	1,857.61	2,089.81	2,554.21	3,018.61	3,483.02	4,179.62
1,000	Lathbury (PM)	1,000	16.85	1,361.11	1,587.97	1,814.82	2,041.67	2,495.37	2,949.08	3,402.78	4,083.34
40,697	Lavendon (PC)	42,720	62.58	1,391.60	1,623.53	1,855.47	2,087.40	2,551.27	3,015.13	3,479.00	4,174.80
15,070	Little Brickhill (PC)	16,490	84.25	1,406.05	1,640.39	1,874.73	2,109.07	2,577.75	3,046.43	3,515.12	4,218.14
98,130	Loughton & Great Holm (PC)	104,272	45.91	1,380.49	1,610.57	1,840.65	2,070.73	2,530.89	2,991.05	3,451.22	4,141.46
7,650	Moulsoe (PC)	7,858	52.72	1,385.03	1,615.86	1,846.70	2,077.54	2,539.22	3,000.89	3,462.57	4,155.08
81,066	New Bradwell (PC)	80,212	85.33	1,406.77	1,641.23	1,875.69	2,110.15	2,579.07	3,047.99	3,516.92	4,220.30
1,077,143	Newport Pagnell (TC)	1,147,157	216.16	1,493.99	1,742.98	1,991.98	2,240.98	2,738.98	3,236.97	3,734.97	4,481.96
22,528	North Crawley (PC)	22,203	64.00	1,392.55	1,624.64	1,856.73	2,088.82	2,553.00	3,017.18	3,481.37	4,177.64
339,935	Olney (TC)	375,000	122.71	1,431.69	1,670.30	1,908.92	2,147.53	2,624.76	3,101.99	3,579.22	4,295.06

2023/24 Parish Precept	Area (PC/TC are Parish/Town Councils; PM are Parish Meetings)	2024/25 Parish Precept	Parish Precept Band D Equivalent	Total Council Tax per Band (£ Payable)							
				Band A	Band B	Band C	Band D	Band E	Band F	Band G	Band H
£		£	£	£	£	£	£	£	£	£	£
14,231	Old Woughton (PC)	28,453	67.26	1,394.72	1,627.17	1,859.63	2,092.08	2,556.99	3,021.89	3,486.80	4,184.16
11,000	Ravenstone (PC)	11,100	85.03	1,406.57	1,640.99	1,875.42	2,109.85	2,578.71	3,047.56	3,516.42	4,219.70
898,134	Shenley Brook End & Tattenhoe (PC)	998,595	106.00	1,420.55	1,657.30	1,894.06	2,130.82	2,604.34	3,077.85	3,551.37	4,261.64
388,525	Shenley Church End (PC)	396,430	82.00	1,404.55	1,638.64	1,872.73	2,106.82	2,575.00	3,043.18	3,511.37	4,213.64
413,548	Walton (PC)	490,393	109.25	1,422.71	1,659.83	1,896.95	2,134.07	2,608.31	3,082.55	3,556.78	4,268.14
0	Warrington (PM)	0	0.00	1,349.88	1,574.86	1,799.84	2,024.82	2,474.78	2,924.74	3,374.70	4,049.64
110,426	Wavendon (PC)	155,100	60.41	1,390.15	1,621.85	1,853.54	2,085.23	2,548.61	3,012.00	3,475.38	4,170.46
1,170,248	West Bletchley (PC)	1,228,760	174.38	1,466.13	1,710.49	1,954.84	2,199.20	2,687.91	3,176.62	3,665.33	4,398.40
11,141	Weston Underwood (PC)	11,360	90.01	1,409.89	1,644.87	1,879.85	2,114.83	2,584.79	3,054.75	3,524.72	4,229.66
86,764	Whitehouse (PC)	152,051	80.00	1,403.21	1,637.08	1,870.95	2,104.82	2,572.56	3,040.30	3,508.03	4,209.64
153,080	Woburn Sands (TC)	166,660	113.84	1,425.77	1,663.40	1,901.03	2,138.66	2,613.92	3,089.18	3,564.43	4,277.32
647,295	Wolverton & Greenleys (TC)	780,707	203.68	1,485.67	1,733.28	1,980.89	2,228.50	2,723.72	3,218.94	3,714.17	4,457.00
688,749	Woughton (PC)	813,612	315.02	1,559.89	1,819.88	2,079.86	2,339.84	2,859.80	3,379.77	3,899.73	4,679.68
	AVERAGE AMOUNT			1,433.64	1,672.58	1,911.52	2,150.46	2,628.34	3,106.22	3,584.10	4,300.92
10,950,001	Total Parish Precept Requirement	12,211,734									

The Adult Social Care precept

The Secretary of State made an offer to adult social care authorities [“Adult social care authorities” are local authorities which have functions under Part 1 of the Care Act 2014, namely county councils in England, district councils for an area in England for which there is no county council, London borough councils, the Common Council of the City of London and the Council of the Isles of Scilly.]

The offer was the option of an adult social care authority being able to charge an additional “precept” on its council tax without holding a referendum, to assist the authority in meeting its expenditure on adult social care from the financial year 2016/17. It was originally made in respect of the years up to and including 2019/20. If the Secretary of State chooses to renew this offer in respect of a particular financial year, this is subject to the approval of the House of Commons.

The government has now allowed Councils to increase their Council Tax by a further 2% in 2024/25. Milton Keynes City Council approved an increase of 2% on 21st February 2024.

The income generated from this charge is ring-fenced, meaning it can only be used for adult social care services.

Percentage increases shown on your bill

The Council has increased its total share of Council Tax by 4.99% for 2024/25. This is split between the main element (2.99%) and the Adult Social Care Precept (2.0%).

The Government sets out how the percentage increases of both elements should be shown on Council Tax Bills: **each percentage is calculated as an increase compared to the 2023/24 total** [£1,596.43 in the case of a Band D property]. Please note that regulations require percentages to be displayed on your bill to 1 decimal place and therefore the increase on the main element of your Council Tax is displayed as 3%.

While we understand this looks different to how other percentage increases are displayed, the bills have been calculated correctly, in accordance with regulations and guidance, and should be paid as requested.

How is the Adult Social Care Precept calculated?

Below is an example of the calculations for the total Milton Keynes City Council (MKCC) element of a Band D property.

Council Tax Band	2023/24 MKCC General Precept	23/24 ASC Precept	2023/24 Total MKCC Precept	24/25 2.99% general increase	2024/25 2% ASC increase	2024/25 General Precept	2024/25 ASC Precept	2024/25 Total Precept
	(a)	(b)	(c)	(d)	(e)	(f)	(g)	(h)
			(a) + (b)	(c) x 2.99%	(c) x 2.00%	(a) + (d)	(b) + (e)	(f) + (g)
Band D	1,414.86	181.57	1,596.43	47.73	31.92	1,462.59	213.49	1,676.08

Property Band Variations

The table on pages 4 and 5 shows how much Council Tax you have to pay, depending on where you live and which valuation band your home is in. Parish and Town Councils need extra money to pay for things like community centres, footpaths and extra street lighting.

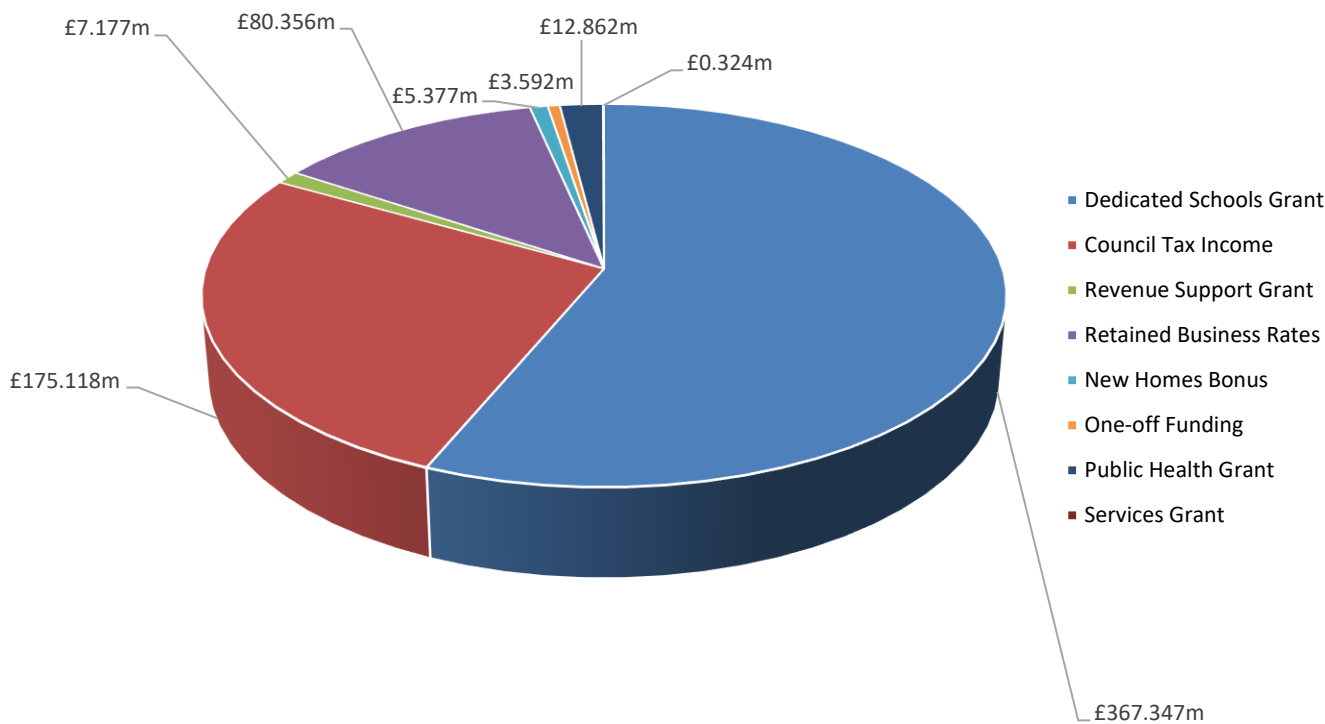
Please contact your parish council for further information.

Funding the 2024/25 Budget

Council tax is only one part of the Council's income.

This chart shows how Milton Keynes City Council's expenditure is funded.

2024/25 Revenue Income (£) - £652.153m



Council Tax Requirement

Council Tax Income is broken down in the table below.

	2023/24	2024/25
	Council Tax Requirement £m	Council Tax Requirement £m
Milton Keynes City Council	150.378	162.906
Parish Councils	10.950	12.212
Total Council Tax Requirement	161.328	175.118

The Changes Explained

The changes in the Councils budget from 2023/24 to 2024/25 have been analysed below.

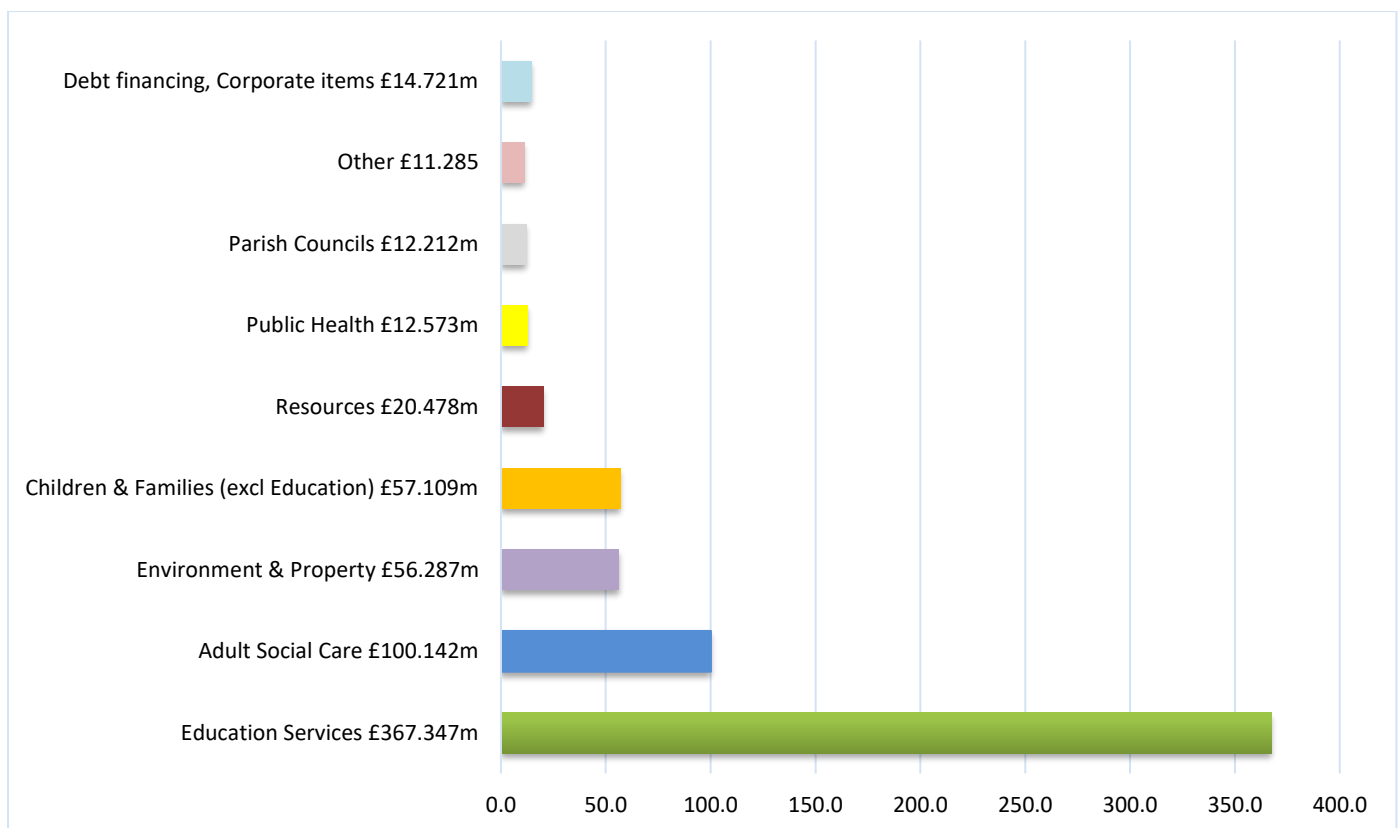
	£m
Total Budget 2023/24	599.8
Total Budget 2024/25	652.2
Variation:	
Inflationary Increases & Other Base Budget Changes	14.0
Demographic Growth	14.9
Other Pressures	3.8
Budget Reductions/Income Proposals	(7.0)
Increase in Use of One-off Funding	(2.7)
Increase in Grant-Funded Spend including Education & Social Care	28.1
Increase in Parish Costs	1.3
Total Changes Explained	52.4

What we will spend it on

The Councils net 2024/25 budget is £652.153 million, which includes Dedicated Schools Grant funded expenditure of £367.347 million.

The Council provides more than 200 services for the people of Milton Keynes. The graph below shows the cost of the major services in 2024/25.

Milton Keynes City Council gross expenditure 2024/25 is estimated to be £859.520 million including schools.



Breakdown of Other Services	Amount (£)
Customer and Community Services	5.226
Law & Governance	5.278
Planning and Placemaking	0.780
Total	11.285

Parish Precepts Collected through your Council Tax Bill

In accordance with Government guidelines, your parish council precept is shown separately on the front of your bill. We are required to detail parish precepts exceeding £140,000. These are shown on the next table.

	2023/24	2024/25				
Parish Council	Total for own purposes	Gross Spend	Gross Income	Reserve movement	Total for own purposes	Band D charge
	£	£	£	£	£	£
Bletchley & Fenny Stratford	1,109,705	1,630,229.51	(395,802.77)	0	1,234,426.74	202.16
Bradwell	207,120	238,873	(49,530)	30,000	219,343	77.34
Broughton and Milton Keynes	277,253	511,647	(86,769)	(18,300)	406,578	60.76
Campbell Park	846,133	915,284	(21,321)	0	893,963	217.96
Central Milton Keynes	218,238	98,574	0	76,607	175,181	55.00
Great Linford	666,301	904,262	(166,822)	(5,196)	732,244	115.21
Hanslope	127,574	165,776	(62,489)	50,500	153,787	115.64
Kents Hill	121,075	230,207	(8,235)	(48,877)	173,095	64.99
Newport Pagnell	1,077,143	1,247,252	(100,384)	289	1,147,157	216.16
Olney	339,935	500,000	(186,000)	61,000	375,000	122.71
Shenley Brook End & Tattenhoe	898,134	1,228,124	(194,665)	(34,864)	998,595	106.00
Shenley Church End	388,525	529,000	(130,550)	(2,020)	396,430	82.00
Stantonbury	460,748	665,200	(38,800)	(140,000)	486,400	145.26
Stony Stratford	255,264	420,695	(104,313)	(20,418)	295,964	113.03
Walton	413,548	669,758	(29,365)	(150,000)	490,393	109.25
Wavendon	110,426	228,548	(60,000)	(13,448)	155,100	60.41
West Bletchley	1,170,248	1,473,843	(219,380)	(25,703)	1,228,760	174.38
Whitehouse	86,764	206,634	(36,333)	(18,250)	152,051	80.00
Woburn Sands	153,080	280,542	(78,882)	(35,000)	166,660	113.84
Wolverton & Greenleys	647,295	995,544	(154,837)	(60,000)	780,707	203.68
Woughton	688,749	1,309,212	(495,600)	0	813,612	315.02

For further commentary on individual parish or town councils budgets please contact them directly.

Other Precepts collected through your Council Tax Bill

Precepting Body	2023/24	2024/25	
	Total Precept	Total Precept	Band D Charge
	£m	£m	£
Police and Crime Commissioner for Thames Valley	24.141	26.173	269.28
Buckinghamshire & Milton Keynes Fire Authority	7.268	7.723	79.46
Total	31.409	33.896	348.74

Further financial information in respect of the Fire and Police Authorities is included in the leaflets provided by those bodies.

Levies paid to other organisations by Milton Keynes City Council

Levying body	2023/24		2024/2025	
	Levy	Gross expenditure	Levy	Budgeted Gross expenditure
	£m	£m	£m	£m
Environment Agency (Anglian Region) - Flood Defence	0.167	20.378*	0.174	27.837
Buckingham & River Ouzel Internal Drainage Board	0.378	1.011	0.434	1.195
Total	0.545	21.389	0.608	29.032

*Amended from 2023/24 leaflet for actual gross expenditure.

Flood Defence: Changes in the Gross Budgeted Expenditure between the years reflects the programme of works for both capital and revenue needed by the Regional Flood and Coastal Committee to which we contribute.

Drainage Board: Gross budgeted expenditure reflects the continuation of the Board's strategic management programme of both Maintenance and Capital Works to improve the condition of watercourses, flood storage assets and flood defence structures, prioritised by level of risk.