



Applying for a primary / junior school place in Milton Keynes.

A guide for parents and carers

**Closing date for applications to start primary/junior
school for September 2025 is 15 January 2025**

www.milton-keynes.gov.uk/schooladmissions

Intentionally blank

Maximise your chance of getting a preferred primary school place

Apply on time

- The closing date is **15 January 2025**
- Any applications received after this date will be processed in the 2nd round after the majority of places have been allocated
- A late application therefore means you are much less likely to get what you want
- Notifications of the places offered will be made on 16 April 2025 (unless your application is late)

Apply online

- You can only apply online between **1 September 2024** and **15 January 2025**
- You will be able to view, update, submit / resubmit and check the status of your application throughout the process
- Notification of the place allocated will be quicker and your application will be secure
- You will be able to log on from 16 April 2025 to view the school that has been allocated

Use all four preferences

- You could disadvantage yourself if you don't use your opportunity to express a preference for four schools
- Each preference is considered in its own right, so give yourself four separate chances, the schools do not know the order you have put the preferences
- If more than one school is able to offer your child a place the order of preference is important, so ensure you list the schools in the order that you want them considered

Choose wisely

- Understand the school's oversubscription criteria
- Improve your understanding of your chance of success by looking at the point when schools turned down applications last year
- Don't assume you will be allocated a place at your catchment school if you don't state it as one of your preferences
- Don't assume your child will get priority just because they attend a school nursery
- Consider how you will access your school place

Contents

A. General information	How school admissions work	5
	Important dates – what happens when?	6
	Completing your application	6
	Child's home address	6
	Choosing school preferences	7
	Proof of address	8
	Moving home	8
	Siblings	8
	Looked after children and previously looked after children	9
	Special educational needs	9
	Children of UK service personnel	9
	Deferred entry	10
	Children from other authorities	10
	Admission to schools outside Milton Keynes	12
	Multiple Births	12
	Junior school transfer	12
	In year admissions	13
B. The application process	The application process	14
	Key points to remember	15
	Starting school for the first time	16
	Infant class size legislation	16
	When to apply	16
	Applying online	17
	Late applications	17
	Requesting a change of preference	17
	Processing applications	18
	How measurements are calculated	18
	National offer day	18
	What happens next?	18
	Appeals	19
	Waiting lists	19
	Withdrawing offers of places	19
	Early Years provision	20
	What are your options if you are not happy with your child's allocation?	20
	Refusing to take up the place offered	20
C. School Travel Support		21
D. Neighbouring authorities		22
E. Catchment schools by Area	Catchment schools by area	23
	Denbigh Liaison Group	30
	Glebe Farm Liaison Group	40
	Lord Grey Liaison Group	44
	Oakgrove Liaison Group	53
	Ousedale Liaison Group	60
	St Paul's Liaison Group	72
	Shenley Brook End Liaison Group	80
	Sir Herbert Leon Liaison Group	87
	Stantonbury Liaison Group	93
	The Hazeley Liaison Group	111
	The Milton Keynes Academy Liaison Group	116
	The Radcliffe Liaison Group	128
	Walton High Liaison Group	143
	Watling Liaison Group	157
F. Glossary of terms and school categories		161
Index - Primary schools in Milton Keynes		165

Section A

General information

How school admissions works

There are two ways to make an application for primary school entrance, either through the normal entry (i.e. starting year R in the September following a child's 4th birthday) or by making an in-year application (i.e. for joining the school at any other time all the way through to end of year 6).

If you need to make an in year application please apply using the online portal. We will either process the application or forward it to the relevant admissions authority for processing. Please be aware that some schools may request that you complete their own application form. In some instances you can also make an in-year application directly to your school of preference. More information regarding the in-year process can be found on the council's website.

Primary school admissions 2025

This booklet relates to the admission of children starting school for the first time, born between 1 September 2020 and 31 August 2021, or infant school children transferring on to the next phase of education at the end of year 2, born between 1 September 2017 and 31 August 2018, in September 2025.

Admissions are coordinated by local authorities to ensure that across the country, children starting school for the first time or transferring from infant school on to the next phase of education are offered a school place on the same day – National Offer Day. Milton Keynes City Council coordinates primary admissions to all schools both in and out of the council's area. All admissions authorities in Milton Keynes will work together with the council (and we will work with our neighbouring local authorities) to give each child ONE offer of a school place only. This offer will be at the highest preference possible.

The process

The council coordinates the primary school admissions process for all children resident within Milton Keynes. This means that parents/carers of children who wish to apply for a primary school place for their child either to start school for the first time or, for transfer on to the next phase of their education at the end of year 2, in September 2025 will submit an application to Milton Keynes City Council, regardless of which council the preferred school is located.

How to apply

There is an online application process and a timetable detailed in this guide which ensures that offers of places to all parents/carers within the council are confirmed on national offer day. A paper copy of the application form is available on request.

Parents who live outside of Milton Keynes who wish to apply for a place at a school in the area will need to submit an application to the council where they live. After the closing date for applications your home authority will liaise with the Access to Education team at Milton Keynes City Council about the availability of places. Any application made will be considered in line with the admissions criteria.

Visiting schools

Primary schools may not have an open evening, although this is a matter for individual schools. If you refer to individual school's website or contact the school direct, administration staff should be able to confirm what arrangements are in place and provide a copy of their school prospectus.

Important dates – what happens when?

All children who are five during an academic year will be admitted to school at the start of the autumn term in the September prior to their fifth birthday. This means that all children born between 1 September 2020 and 31 August 2021 will be eligible to start school in September 2025. Children attending an infant school in Milton Keynes transfer to junior/primary school in the September following their seventh birthday. This means that all children who were born between 1 September 2017 and 31 August 2018 will transfer to junior/primary school in September 2025.

The following timetable explains the admission procedure for starting school for the first time or for transfer to junior/primary school.

Action	Date
Online portal opens for applications	1 September 2024
Closing date for receipt of applications: including information regarding address changes and house moves	Online applications – Midnight, Wednesday 15 January 2025 Paper applications – 5.00pm, Wednesday 15 January 2025
Applications are processed	Mid-January – March 2025
National Offer Day	Wednesday 16 April 2025
Closing date for receipt of appeal request to local authority	14 May 2025
Waiting lists operate for over-subscribed schools	17 April 2025 to 31 December 2025
Appeals to be heard during this period	June and July 2025

Please read following information prior to completing your application.

Child's home address

This must be where you live with your child unless you can provide appropriate evidence that your child lives elsewhere with someone who has **legal care** of your child. The property must be owned, leased or rented by the child's parents or person with legal care of the child. We expect a child's home address to be a residential property that is the child's only or main residence, not an address at which your child may sometimes stay or sleep due to your domestic arrangements.

The council would not normally expect:

- Families to retain a second residence elsewhere as a main residence. If the family has two residences we will check which is the main residence.
- Only part of a family to move unless as part of a divorce or permanent separation arrangement in which case we will ask for evidence.
- A child to move to a residence other than with his or her parent or carer unless as part of a fostering arrangement. This will be verified.
- Two families claiming to be living together in a property which is not suitable in size for the number of adults and children who would be living there and for whom there is no formal record of this arrangement.

We can refuse to accept where you say your child lives if we have any doubts, in which case we will continue to ask for evidence to show that you and your family actually live where you say you live. We may ask that you provide legal confirmation of your address. We may check the evidence you have provided with other agencies.

If we offer a place at a school and then discover that the offer was made on the basis of fraudulent or misleading information (for example, a false claim to living in a catchment area), and this denied a place to another child, the offer of that place will be withdrawn by the admission authority for the school. This has happened in previous years.

Joint Residence Arrangements

Where parents live apart and share responsibility for a child, we will require a joint declaration from both parents confirming how the child divides their time between the two addresses. If the child's residence is split equally between the two addresses, then the declaration should also state which of the two addresses is to be used for the application. Where there is disagreement as to which address is to be used, or where a child spends an unequal amount of time at each address we will seek to consider whether there is documentary evidence as to the main place of residence, for example, the address for the parent who is in receipt of child benefit. Please note that in the case that a court order is in place then this will take precedence over a joint declaration.

Choosing school preferences

Parents often believe that they can choose a school for their child and a place will be allocated based upon that choice. In Milton Keynes there is no right to a particular school place. Parents can state up to four ranked preferences for schools on their application. Ensure you complete your application carefully because this provides the information we need to work out where your child will be on the ranking list for each of the schools you have indicated.

We use an 'Equal Preference Scheme' to decide which school can be offered to your child. It is as though you have made up to four separate applications to your preferred schools. If there are sufficient places at the highest ranked school then all those children whose parents apply will be allocated places. However, if a school is oversubscribed your request may be refused and, if possible, a place offered at one of your lower ranked schools. We will consider the preferences in the order you have stated. In some circumstances none of the preferences will be able to be met and in such cases, a place will be allocated at the nearest school to the home address with a place still available.

Parents and carers should consider very carefully their preferences as a number of schools are oversubscribed annually. If you state preferences for four schools that are regularly oversubscribed, the chances of being allocated a place are very limited. You should also consider carefully the practical arrangements of transporting your child to and from school. The council does not provide transport to schools that are parental preference unless the Home to School Travel Policy applies. See Section C of this guide for further information.

Sources of general information relating to schools, including such information as annual school achievement and attainment tables, published reports of recent school inspections, school open days and uniform policies can be found on individual school websites. You can also visit the Ofsted website at www.reports.ofsted.gov.uk

You are not disadvantaged by putting four preferences as each preference is considered individually. Each application is considered against the individual schools criteria. If a place can be offered at more than one of your preferred schools, then your child will be offered a place at the school you ranked highest. The schools do not know in which order you have ranked the preferences.

You are advised to put your catchment school as one of your preferences. It is important to consider that if a place cannot be offered at any of the preferred schools on the application, a place will only be offered at your catchment school if there is a vacancy, or we will then offer a place at the next nearest school to the home address with a vacancy. There is no guarantee that this offer will be for a place at the catchment school if you have not included this as one of your preferences, as this school may have already offered all its places to those who have expressed a preference.

A summary of the oversubscription criteria for each school can be found in Section E. Please consider the criteria carefully before making your application. To help you understand how the criteria work, we have provided you with a snapshot of how places were allocated last year. However, this information is historical and will not necessarily reflect what will happen this year. A complete copy of each school's oversubscription criteria can be found on the schools' websites.

Consider how you will access your school place

- Can you walk there? (Government expectation is that children aged 4 to 7 can walk up to 2 miles to access school, while for children aged 8 or over can walk up to 3 miles, as long as there is a 'safe route').
- Will you need to access public transport to support your journey - is there a suitable route?
- Will you access the school place by car - have you considered where to park? Parking considerably is important to ensure the safety of children is not put at risk, and that the local community is not adversely impacted.

Are you planning to move house?

As part of the application you will be required to provide the address of the new property, please ensure that this is completed and that you keep the Access to Education team informed of the progress of your house move.

If you move home **BEFORE** the closing date for applications, you will be able to change your address and your preferences (if necessary) on your online application up to the closing date. You must be able to provide proof by 15 January 2025 that you will be resident at the address by 1 September 2025.

Should you be moving out of Milton Keynes, then your application will be handed over to the local authority where you will be resident, proof of address at the new location will still be required. The new local authority will take over ownership of the application and any further correspondence should be directed to them.

The council requires confirmation that your house move is legally binding (i.e. you have exchanged contracts and have established a date by which you will be resident in the new property). Normally a letter from your solicitor confirming exchange of contracts will be sufficient or, if you are renting a property, a copy of a formal lease agreement, provided through an approved letting agency, signed by all parties, showing that you will be resident in the proposed property on 1 September 2025.

If you are purchasing a plot of land with the intention of building a house, you will still be required to provide legal documentation confirming when the property will be completed and the confirmed date that you will be resident in the property.

If there is any doubt about the validity of the move, we may request further proof. The Access to Education team will be able to provide you with further advice if required.

If you move address **AFTER** the closing date and wish to change your preferences based on your new address, you should complete a new 'late application' form. This application must be accompanied by documentary evidence of your new address (e.g. a copy of a signed lease/ rental agreement (extending over 1 September 2025) or copy of a solicitor's letter confirming exchange of contracts/completion date). We will use your new address for correspondence purposes. This application will be processed in the later rounds of allocations.

Siblings

It is your responsibility to include details of any siblings when completing your application. The council cannot be responsible for omission of sibling details. For admission purposes, a sibling is a brother or sister of whole or half blood or any other child (including an adopted child) who permanently resides at the same address and for whom the parent also has parental responsibility.

The majority of schools give higher priority to children who already have siblings in attendance. You should check the admissions criteria and sibling definition for each school carefully when completing your application. Sibling details provided are always checked with the preferred school and you must indicate where siblings have a different family name.

Looked after children and previously looked after children

All primary schools are required by law to give priority for admission to a 'looked after child' or a child who was previously looked after. A 'looked after child' is a child who is in the care of a local authority or being provided with accommodation by a local authority in the exercise of their social services functions at the time of making an application to school.

Previously looked after children are children who were looked after but ceased to be so because they were adopted (or became subject to a child arrangements order or special guardianship order) including those children who appear (to the admissions authority) to have been in state care outside of England.

Children with special educational needs

Children with special educational needs will be treated as fairly as any other applicant. The council does not permit refusal of admission because it is claimed that the school cannot cater for the child's needs and will consider applications in line with the oversubscription criteria.

Children with an Education, Health and Care Plan

All admission authorities are required under section 324 of the Education Act 1996 to admit to a school a child with an education health care plan that names the school. This is not an oversubscription criterion and schools must admit children whether they have places or not.

Children with an education health care plan that names a school and who arrive outside the normal admission round must be admitted to the school even if the school is full.

If you have any queries about your child's special needs or wish to request a leaflet explaining the transfer process please contact the SEND Casework Team on **(01908) 253414**.

Special provision in primary schools

All primary schools are organised so that they can support children with specific or moderate learning difficulties including those with an education health care plan. Parents whose children hold an education health care plan or are undergoing assessment are advised to discuss their child's need with the Special Needs Coordinator to see what arrangements the school makes.

Children of UK service personnel

For families of service personnel with a confirmed posting to their area or, crown servants returning from overseas to live in that area, the admissions authority will:

- Ensure that the needs of the children of these families are taken into account, as reflected in the schools oversubscription criterion for Community and Voluntary Controlled schools in Milton Keynes.
- Allocate a school place in advance of the family arriving in the area, if the application is accompanied by an official government letter (e.g. MOD, FCO or GCHQ), if the applicant would meet the criteria on relocation;
- Allocate in line with the schools (Community and Voluntary controlled schools in Milton Keynes) oversubscription criterion if the application is accompanied by evidence of your child being in receipt of service premium.
- Accept a unit postal address or, if appropriate, a 'quartering area' address (the address of the closest house in the nearest 'quartering area'), for applications from service personnel in the absence of a new home postal address.

For in year admissions, the place must be taken up no later than the beginning of the term following the offer.

The admissions authority will not reserve places for blocks of these children or refuse a place to a child because the family does not currently live in the council area.

The admissions authority will consider late applications for children of UK service personnel as exceptions and will process as an on time application wherever possible.

Deferred entry to school

All children can start school in the September following their fourth birthday, although a child's parents can defer the date their child is admitted to the school until later in the school year. The law states that all children have to be in full time education by the start of the term following their fifth birthday. This is the point when children reach compulsory school age.

Parents can defer the date their child is admitted to the school until later in the school year but not beyond the point at which they reach compulsory school age and not beyond the beginning of the final term of the school year for which the application was made.

Children born between:	Must start school on or before	Starting year group:
1 September 2020 and 31 December 2020	January 2026 (Spring term)	Reception
1 January 2021 and 31 March 2021	April 2026 (Summer term)	Reception
1 April 2021 and 31 August 2021 Summer born children	September 2026 (Autumn term)	*Reception or **Year 1

*Reception: Please refer to next section 'Admission of children outside of normal age group'

** Year 1: If you wish for your child to start school in Year 1, please complete an in year admissions application. Please note there is no guarantee a place will be available at your preferred school.

Admission of children outside their normal age group

Parents of a summer born child may choose not to send their child to school until the September following their fifth birthday and may request that they are admitted outside of their normal age group – entry into reception rather than year 1.

If you plan to request your child is admitted outside of their normal age group, you should make your application at the standard application point and at the same time, submit your request by completing a request form available on the Milton Keynes City Council website and email to primaryadmissions@milton-keynes.gov.uk. Your request must include any supporting information regarding your child's academic, social and emotional development including any medical views.

Your request should be sent to the council who will then liaise with the school and admissions authority for a decision and you will be informed of the outcome. We encourage parents to have a discussion with their preference school ahead of making the request.

There are several factors to consider carefully before making a request to admit a child outside of their normal age group and parents are advised to read the additional information available on the Milton Keynes City Council website www.milton-keynes.gov.uk/schools-and-lifelong-learning/school-admissions.

It is important to note that admission outside of a child's normal age group may affect later applications for moving up to junior and/or secondary school.

Children from other authorities

If you are not resident in Milton Keynes and wish your child to go to a Milton Keynes primary school you need to contact your home authority (the authority to whom you pay council tax) for an application form. Your home authority will liaise with the School Admissions Team in Milton Keynes about the availability of places. Any application made will be considered in line with the oversubscription criteria detailed in this booklet. You should note that your child's attendance at a Milton Keynes infant or nursery school does not guarantee admission to a Milton Keynes infant or junior/primary school.

If you currently live outside Milton Keynes but expect to move into this area before the closing date you should complete the Milton Keynes application and provide a letter confirming details of your move. For further information, please refer to the 'moving home' section.

Applying for a place outside of Milton Keynes if you are a Milton Keynes resident (relevant to Little Brickhill, Woburn Sands, Bow Brickhill, Hanslope, Castlethorpe and Stony Stratford)

Coordinated Admissions

- You must apply for a school place via the Milton Keynes application process, even if one of (or) more of your preference schools is located in another local authority area. We recommend that one of the four preferences is used to select your catchment school as there is no guarantee a school place will be offered at a school in another local authority area. All schools use their oversubscription criteria to determine eligibility and rank each application; you should check this information carefully before completing your application.
- If a place is offered at a school outside of Milton Keynes, you will be responsible for any transport that is required. With the exception of High Ash CofE Primary School, which is considered the closest most appropriate school for some families, Milton Keynes City Council does not provide any transport or support to access any schools outside of Milton Keynes, including any schools that typically admit children that have attended High Ash CofE Primary School. You should discuss transport options with the relevant local authority before making your application.
- You are advised to express a preference for at least one Milton Keynes school. If your application is unsuccessful for a school outside of Milton Keynes, you will be allocated a place at a Milton Keynes school with a vacancy and this may not be your catchment school, if you have not put any alternative preferences. You are advised to express a preference for your catchment school as you will have a higher chance of being offered a place at the school. If you are successful in receiving a place at more than one of your preference schools, we will offer a place at the highest preference school on your child's application.

In Year Admissions

Unlike coordinated admissions for the normal points of entry, for in year admissions you must apply for schools outside of Milton Keynes via the relevant local authority's in year application process. All schools use their oversubscription criteria to determine eligibility and rank each application; you should check this information carefully before completing your application. In-year applications are reliant on spaces being available in your preference school(s) at the time of application, so there is no guarantee a place will be offered if your preference school is full.

- If a place is offered at a school outside of Milton Keynes, you will be responsible for any transport that is required. Milton Keynes City Council does not provide any transport to these schools and you should discuss transport options with the relevant local authority before making your application.
- You are advised to also apply for schools in Milton Keynes via Milton Keynes school admissions portal [Citizen Portal](#).

If your application is unsuccessful as many schools will already be full at this point, you will be allocated a place at a school with vacancy.

Admission to schools outside Milton Keynes

If you are a Milton Keynes resident paying your council tax to Milton Keynes City Council and wish to apply for a school place outside Milton Keynes, you must complete a Milton Keynes application. If you want to apply for a place for example in Buckinghamshire, please ask that council for a copy of their admissions information so you have seen all relevant information before deciding which schools you wish to apply for.

Multiple births

In cases where there is one remaining place available and the next child on the waiting list is one of a twin, triplet or other multiple birth group, both twins would be admitted (or all the siblings in the case of multiple births) even though this would go above the admission number for the school.

Junior school transfer

Who is this for?

Children in year 2 attending an infant school in Milton Keynes (those born between 1 September 2017 and 31 August 2018), will be required to transfer schools at the end of the academic year, in order to access a place in year 3 from September 2025.

How do I apply?

As it is normal for children to transfer schools at this time, Milton Keynes City Council is required to co-ordinate the admission process.

You should apply online at www.milton-keynes.gov.uk/schooladmissions.

The closing date for applications is **15 January 2025**.

Which schools can I apply for? You can only apply for a school which would normally admit additional children at this time (as determined by the published admissions arrangements for each school). A list of these schools is set out below:

Bradwell Village School
Bushfield School
Emerson Valley School
Great Linford Primary School
Greenleys Junior School
Hanslope Primary School
Heronsgate School
Jubilee Wood Primary School
Kents Hill Park School
Loughton School
Olney Middle School
Orchard Academy
Southwood School
St Mary & St Giles CE Aided Primary School
Stanton School
Tickford Park Primary School
Two Mile Ash School

How to maximise your chance of getting your preferred school?

Choose Wisely

- Give consideration to the school's oversubscription criteria and improve your understanding of your chance of success by looking at the point when schools turned down applications last year.
- Do not assume that your child will be given priority just because they attend an infant school linked to your preferred junior school.
- Many schools are oversubscribed annually so do not assume that you will be offered a place at your catchment area junior school if you do not state it as one of your preferences.
- Consider how you will access your school place.

Use all four preferences

- You could also disadvantage yourself if you do not use your opportunity to express a preference for four schools.
- Each preference is considered in its own right therefore giving you four separate chances.
- We only look at your order of preferences if the system is able to offer you a place at more than one of your preferred schools.
- It's best to include your catchment school as one of your preferences, it does not need to be your first preference.

What if the school I want is not listed?

The normal point of entry for the majority of all through primary schools in Milton Keynes is in the Reception year. No additional places will be available at these schools, unless this has been determined in their published admission arrangements.

Applications to an all through primary school can be made at any time via an in-year application (see below), but a place will usually only be offered if there is a vacancy, and you would be expected to access the place straightaway.

To ensure your child has a school place next September we recommend that you initially secure and accept a place at one of the schools listed on page 11. If following this you still wish to apply for a place at an alternative school, you can submit an in-year application in June, for consideration of a place in September. Please note that as the Reception year is the normal entry point for an all through primary school, the majority of these schools will be full at this time.

In Year Admissions

An in-year application should be made for all primary aged pupils who require a place in a Milton Keynes school either during or at the start of the school year who are not in the normal 7+ or starting school for the first time co-ordinated process.

Whilst there is no longer a requirement for the local authority to co-ordinate in-year admissions we do continue to co-ordinate admissions for all community and voluntary controlled schools and some own admission authority schools.

To apply for a school place, an application can be made via our online portal. If you are moving into or within Milton Keynes you will need to provide documentary evidence of your move and if you are moving from overseas you will need to provide a copy of your child's passport or visa. The council reserves the right to seek further documentary evidence if appropriate.

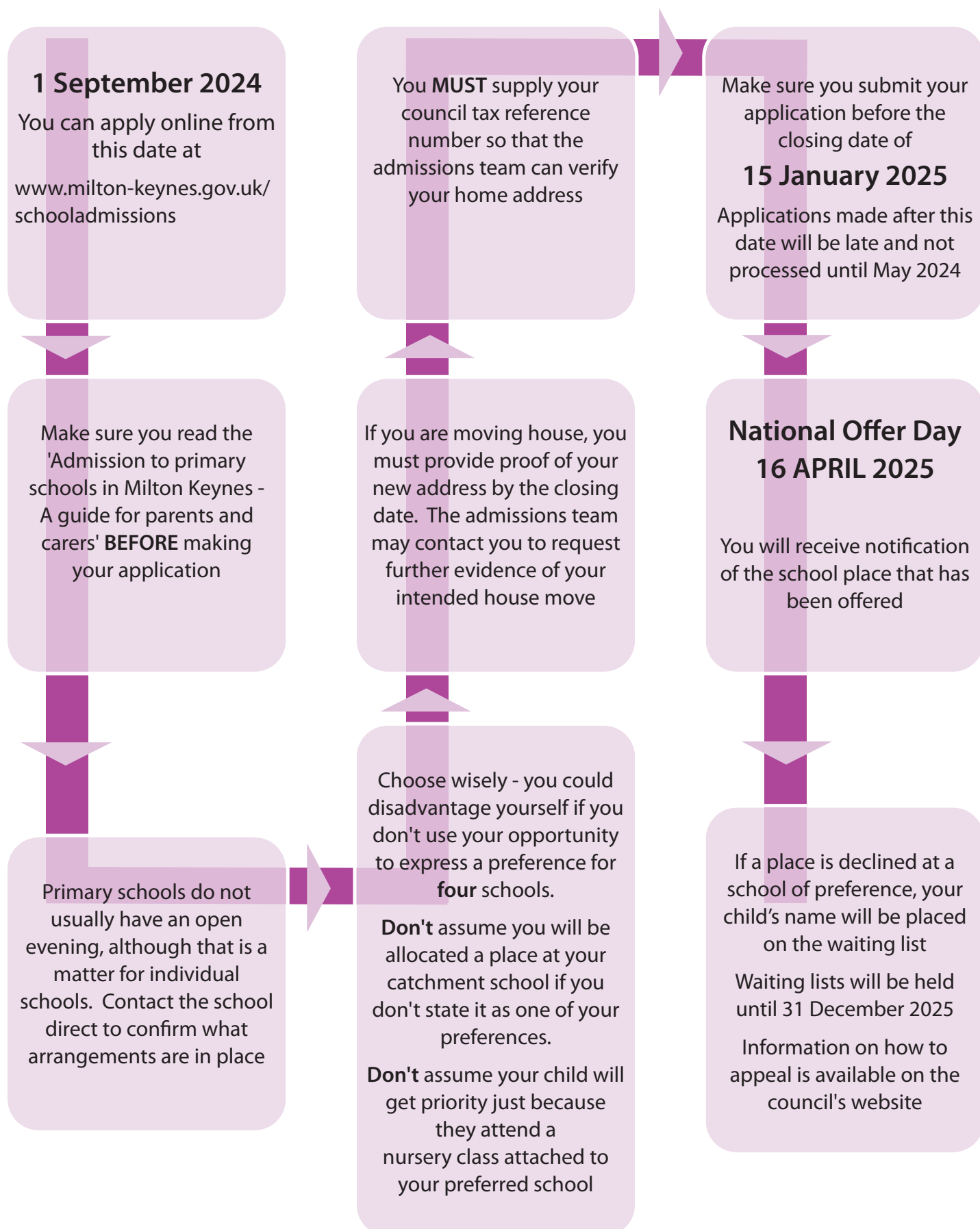
Completed forms should be returned to the Access to Education Team.

The council holds waiting lists for all community or voluntary controlled schools however some foundation schools, voluntary aided schools or academies, which are their own admissions authorities, may not do so. You are advised to contact these schools direct to discuss this.

Details of schools and academies that deal with their own admissions are available on the council's website.

Section B

The application process



Key Points to Remember

There is no guarantee of a place at your catchment school.

We cannot offer your child a school until you make an application. You will not just automatically be given a school place. Attendance at a nursery class attached to a school does not guarantee a place. You **MUST** submit an application.

You should list the schools in the order you would like them, not the order you think you might be offered them.

Remember, if you are not sure about any part of the process, just email or telephone us and we can give you more information and advice.

It is best to include your catchment school, even if you put it lower on your application than other schools. This is because you may not get your school of preference and yet the catchment school may fill up with those who have applied.

You are advised to list four schools. Putting just one school doesn't give you a better chance of getting it.

Having a sibling at the school does not guarantee admission but make sure you include your other child's details on your application, as it may mean you are given higher priority for a place.

Starting school for the first time

By law, a child must have started school at the beginning of the term following their fifth birthday. This is the start of compulsory school age.

In Milton Keynes all children who are five during the school year i.e. born between 1 September 2020 and 31 August 2021 are able to start school full time in September 2025. There may be a short period of part-time admission to support children's induction to school. This varies from school to school.

Infant class size legislation

There is a legal requirement that infant classes may not contain more than 30 children with a single teacher. This applies to children seeking admission to Reception, year 1 and year 2. If the class size limit (prejudice) has been met then the admissions authority must refuse any additional applications, if the admission of an additional child to an infant class, would result in the class being in breach of the legislation and result in the school having to take qualifying measures eg. employ another teacher.

The infant class size legislation makes allowances for the entry of an additional child in very limited circumstances. These pupils will remain an 'excepted pupil' for the time they are in an infant class or until the numbers fall back to the current infant class size limit. The only exceptions are:

1. Children admitted outside the normal admissions round with an education health care plan specifying a school.
2. Looked after children and previously looked after children admitted outside the normal admissions round.
3. Children admitted after the initial allocation of places because of a procedural error made by the admissions authority or council, in the original application process.
4. Children admitted after an independent appeals panel upholds an appeal.
5. Children who move into the area outside the normal admissions round for whom there is no other available school within reasonable distance.
6. Children of UK service personnel admitted outside the normal admissions round.
7. Children whose twin or sibling from a multiple birth is admitted otherwise than as an excepted pupil.
8. Children with special educational needs or an education health care plan who are normally taught in a special educational needs unit attached to the school or registered at a special school, who attend some infant classes within the mainstream school.

The legal requirement relating to infant class admissions does not apply to admissions to years 3 to 6 which are not subject to class size legislation.

When to apply

The application form is available online and in a paper form. In some instances supporting documentation is required to accompany the application.

You must apply for a place either online by midnight on **15 January 2025 at www.milton-keynes.gov.uk/schooladmissions** or by submitting the paper application form by **5pm on 15 January 2025**.

It is your responsibility to ensure that all information contained on the form is accurate and complete.

No priority is given to applications on the basis of how soon they are received as long as they are received by the closing date. You are encouraged to take the time to visit schools and ensure that you are entirely happy with your expressed preferences before submitting your application.

Applying online

You will be able to apply online from **1 September 2024** on the council's website at www.milton-keynes.gov.uk/schooladmissions. You may need to create a user name (your email address) and a password. You will also be able to set up a secret question and answer just in case you forget your password. Once you have completed the online application you must submit it and you will then receive an email to acknowledge receipt of your application.

Please make a note of your online registration details. You will be able to log back on again on **16 April 2025** to see which school place has been offered.

You can also log on to view and amend your application until the closing date. **Please note, if you view and/or amend any information you must resubmit your application and your parental declaration. Failure to follow this instruction means your application will not be submitted.**

We recommend you apply online for a school place; however, if you have completed a paper application form it should be posted to Access to Education Team, Civic, 1 Saxon Gate East, Milton Keynes. MK9 3EJ. You must make sure that it arrives by **5pm Wednesday 15 January 2025**.

You can also submit a paper application form to your preferred or current infant school. This must be **by 12 noon on Wednesday 15 January 2025**. Any applications received after that date will be classed as late and will not be processed in the first round.

Late applications

When offers are made on national offer day we will only offer places to applicants who applied by the closing date. Late applications will be considered after national offer day and places allocated if they are still available. Applicants will be notified of the outcome of their late application via letter on 30 May 2025. Any children unable to be offered a place at a school of preference will be allocated a place at the school nearest to their home address which still has a vacancy, and will be automatically placed on waiting lists for the schools of preference for the Autumn term only. The waiting lists will be held in order of the schools' oversubscription criteria, which means that some children whose applications were received late may be higher priority on the waiting list than those who applied on time.

Starting school and transferring to junior school		
Round	Applications received by	Offer day
2	16 January 2025 - 26 April 2025	30 May 2025
3	27 April 2025 - 1 June 2025	27 June 2025
4	2 June 2025 - 29 June 2025	18 July 2025
5	30 June 2025 - 27 July 2025	15 August 2025

Applications received thereafter will receive an outcome by 31 August 2025

Requesting a change of preference

Under normal circumstances, it is not possible to change your preferences after the closing date. If you wish to make a change after the closing date, a new application will need to be submitted; however, the application would then be considered as late and processed after all those received on time have been allocated places.

The council can only accept a change of preference and consider the application to be on time in exceptional circumstances. The council will consider each case on its own individual merits.

It should be noted that even if a change of preference is accepted, because of exceptional circumstances, the allocation process must then be conducted in line with the School Admissions Code and the oversubscription criteria for each individual school.

Processing applications

Between the middle of January and March 2025 the council will be processing the applications. Your child's information will be passed on to any of the foundation and voluntary aided schools or academies, if you have stated one of these schools as a preference. These schools will apply their own oversubscription criteria, whilst the council will do this for all community and voluntary controlled schools.

If you have applied for a place in another authority we will pass your details to that council who will apply their procedures and then let the Access to Education Team know if a place can be offered at a school in their area.

The council **does not** provide any details of your order of preference to the primary / junior schools and all applications will be treated on an **equal preference basis**. This means each preference is considered taking account of the child's details and the school's oversubscription criteria without referring to the order in which you put the school on your application. If your child is eligible for a place at more than one school then a place will be allocated at the highest ranked school.

How measurements are calculated

The shortest route between a preferred school and the normal home address is measured using a computerised geographical information system. Each house and school has a unique reference, as do all the redways and paths which are coded at any point of junction such as at an underpass or where it crosses with another path. This enables the programme to calculate the distance from home to school. There are two options, one of which will fit with a school's agreed admissions arrangements, measuring distance in a straight line or by the nearest shortest available route.

All measurements are calculated using the same system providing consistency for all applicants.

National offer day – 16 April 2025

National offer day is **16 April 2025**. If you applied online, you will be able to log on to the council's website to see the primary school place that has been offered and you will receive an automated email providing you with this information. If you submitted a paper application you will receive a letter sent by second class mail offering your child a school place. Later on you will receive an admissions pack from the school where your child has been offered a place.

If your child is not offered a place at any of your preferred schools, an alternative place will be offered at the nearest school to the home address with a place available. Your child's name will be placed on a waiting list for those schools for which a place has been declined and you will be advised of your right of appeal.

What happens next?

If you are happy with the offer **you do not need to do anything**, we will assume you are accepting the place unless you advise otherwise. If you are declining the school place offered and have made alternative arrangements for your child's schooling please email primaryadmissions@milton-keynes.gov.uk and provide us with your child's name and date of birth, and where they will be educated in **September 2025**.

Appeals

If your child is not allocated a place at one of your ranked community or voluntary controlled schools you can request information about the independent appeal procedure by emailing the Access to Education Team at primaryadmissions@milton-keynes.gov.uk clearly stating your child's name, date of birth, address and the name of the school/s that you wish to appeal for. If you wish to appeal for a place at a foundation or voluntary aided school or an academy, you should contact the school direct to request appeal documentation.

The Education Appeals Team at Clerks Associates arranges the admission appeal hearings for all Milton Keynes community and voluntary controlled schools. This includes contact with parents, setting up the hearings, distributing papers, clerking the meetings and notifying the decision to parents, officers and school staff.

The appeal panels are independent of the council. Members are drawn locally from a list of people, many of whom have an interest in or experience of education locally. Training is provided to members so that they have an understanding of the legislation and local policies relating to school admissions. Panels usually consist of three members and will not include anyone who has previously been involved in an individual case or who has links with the particular school. The hearings are arranged during the summer term for pupils starting school for the first time or transferring at the end of year 2. You can accept a place at another school while arrangements are made for your appeal, so that your child is not missing out on school until after your appeal has been resolved. If you do not accept the place allocated it may be offered to another child.

Where panels are considering admission as a result of class size legislation the panel can only uphold a case if it thinks that the council's decision was unreasonable, perverse or that admission procedures have not been applied correctly.

The procedure for appeals as a result of class size limits and other reasons is explained in more detail in a separate information booklet that will be provided on request, if an application is unsuccessful.

Similar procedures are in place if your application for your child to attend a voluntary aided or foundation school or an academy is turned down.

Please refer to Milton Keynes City Council website from **16 April 2025** for the closing date for receipt of appeal requests.

If your child has an education health care plan and you disagree with the council's decision on the allocation of a primary school place you may appeal to the SEND and Disability Tribunal. Information about the process is available from the SEND Casework Team on **(01908) 253414**. You have two months from receipt of the amended statement on 15 February to register an appeal.

Waiting lists

Following national offer day on 16 April 2025, a waiting list will be held for all schools, if they are oversubscribed. If a place is declined at a school of preference then your child's name will automatically be placed on a waiting list for those schools for which a place has been declined.

Children on the waiting list will be ranked in line with the school's individual admissions oversubscription criteria; so in the later rounds of allocations late applications may be higher on the list than those received on time. Placing a child's name on a waiting list does not affect the parent's right of appeal against an unsuccessful application.

It is important to note that a child's position on the waiting list can change if new applicants are added to the list who have a higher priority for admission in line with the published admissions oversubscription criteria. This means that the position of a child's name on the waiting list can move up or down.

Allocations made from waiting lists will automatically override the previously allocated school place. If you are happy with your child's allocation and do not wish to remain on the waiting list for any higher preference schools, confirm this in writing to primaryadmissions@milton-keynes.gov.uk.

Waiting lists will be held until 31 December 2025. After this time parents should check with the individual school whether waiting lists will continue to be held.

Withdrawing offers of places

If a place is offered at a school on the basis of any false or intentionally misleading information from a parent, for example a false claim to residence within the catchment area which effectively denies a place to a child with a stronger claim, then the offer of a place may be withdrawn by the admission authority for the school. This has happened in previous years.

Early years provision

Prior to children starting school for the first time they can receive early years education from a range of providers. The admissions criteria for entry to this provision are separate from the admissions criteria for starting school. To apply for a place for your child at a nursery school or class you need to contact the establishment direct. Full details about the provision available in Milton Keynes are available on the council's website at www.milton-keynes.gov.uk

What are your options if you are not happy with your child's allocation?

For a small number of families we may not be able to offer your child a place at a preferred school. If we were not able to offer a place at one of your preferred schools we will have offered a place at the nearest school to your home address that had places available at the end of the process.

We understand that it can be disappointing for you and your child if you are not allocated a place at one of your preferred schools. If you have not been to visit the school where your child has been allocated a place, it would be a good idea to arrange an appointment to visit and find out more about the school.

If a place is declined at a school of preference, your child's name will automatically be placed on a waiting list for that school.

If any other schools have places available, you can make a late application for those schools, but you must be aware that other parent/carers may make late applications for these schools and all late applications will be ranked according to each school's oversubscription criteria.

If you are still not content with the place you have been offered and wish to appeal for a school at which your child was not allocated a place, please refer to the section: Appeals

Refusing to take up the place offered

If you inform us that you wish to refuse to take up the place, we will not withdraw your offer of a school place immediately. This is because it is the duty of the local authority to ensure that every child of school age has a school place. We may only remove the offer of a school place once you have secured appropriate education provision and are able to confirm with us that you have an offer of a place at another school (state or independent).

We recommend that you should hold on to the offer of the school place and at the same time you may appeal for any / all schools that were higher preferences on your original application form. You may also apply for a place at other schools.

Section C

School Travel Support

Parents and carers are responsible for ensuring their children attend school regularly and for arranging their safe arrival at school and journey home at the end of the day.

School travel support has to be provided by Milton Keynes City Council at no cost for children of statutory school age on distance grounds if he or she attends:

- a) the catchment school
- b) the nearest appropriate school

and you live either:

- i) more than two or three miles walking distance by the shortest available route, or
- ii) the council has agreed that there is no route of less than two or three miles walking distance that would be safe for the child to use, accompanied as necessary, by an adult.

The relevant walking distance for a child under the age of eight years at the start of the school year is two miles, while for children aged eight or over it is three miles.

To apply for school travel support under the eligibility set out above parents/carers should complete the home to school online application form www.milton-keynes.gov.uk/schooltransport

Low income families – children aged 8 to 11

To qualify for school travel support on **distance and low income** grounds, you must meet the following criteria:

Children who are between 8 and 11 years receive free school meals or whose parents receive the maximum level of Working Tax Credit; and attend the nearest catchment school and live more than two miles but less than six miles from that school.

Children who are between 11 and 16 years (school years 7 to 11 inclusive): receive free school meals or whose parents receive the maximum level of Working Tax Credit; and attend one of their three nearest local schools and live more than two miles but less than six miles from that schools.

To apply for school travel support on **distance and low income** grounds, please complete the Alternative/SEN travel online application form available at www.milton-keynes.gov.uk/schooltransport

Discretionary fare scheme

For children not entitled to school travel support the council may still be able to offer transport under the discretionary fare scheme for which a charge is made. Arrangements made in this way depend on there being surplus places available on an existing service. These places can be withdrawn if they are needed for another child entitled to school travel support. Normally a notice period is given.

To enquire about seat availability under the discretionary fare scheme and pricing, parents and carers should contact the School Travel Support team on **01908 252526** or by emailing the team at STS@milton-keynes.gov.uk

The full School Travel Support Policy and the forms referred to above are available on the website at www.milton-keynes.gov.uk/schooltransport

Section D

Neighbouring authorities

Bedfordshire

School Admissions Service

Bedford Borough Council
Borough Hall
Cauldwell Street
Bedford
MK42 9AP

Telephone: 01234 718120
Website: www.bedford.gov.uk
Email: admissions@bedford.gov.uk

School Admissions Service

Central Bedfordshire Council
Watling House
High Street North
Dunstable
LU6 1LF

Telephone: 0300 300 8037
Website: www.centralbedfordshire.gov.uk/admissions
Email: admissions@centralbedfordshire.gov.uk

Buckinghamshire

The Admissions and Transport Team

Achievement and Learning
Buckinghamshire County Council
County Hall
Walton Street
Aylesbury
Bucks
HP20 1UA

Website: www.buckinghamshire.gov.uk
Email: admissions@buckscc.gov.uk

Northamptonshire

North Northamptonshire Council School Admissions

c/o One Angel Square, Angel Street
Northampton NN1 1ED

Tel: 0300 126 3000
Web: www.northnorthants.gov.uk
Email: admissions.ncc@northnorthants.gov.uk

West Northamptonshire Council School Admissions

One Angel Square
Angel Street
Northampton, NN1 1ED

Tel: 0300 126 7000
Web: www.westnorthants.gov.uk
Email: admissions@westnorthnorthants.gov.uk

Section E

Catchment schools by Area

The information below provides details of the catchment area schools by estate or area however; some areas are split and are therefore in catchment for different schools. In this circumstance please refer to the specific school catchment details.

Area	Infant	Junior	Primary	Secondary
Ashland			Charles Warren Academy	Milton Keynes Academy, Kents Hill Park School or Walton High
Astwood			Cedars Primary School	Ousedale School
Atterbury			Broughton Fields Primary School	Oakgrove School
Bancroft	Pepper Hill School or Priory Common School**	Bradwell Village School or Stanton School**	New Bradwell School	Stantonbury School
Bancroft			New Bradwell School	Stantonbury School
Beanhill			Moorland Primary School and New Chapter Primary School	Milton Keynes Academy or Kents Hill Park School
Blakelands			Giffard Park Primary School	Stantonbury School
Bletchley (Central)			Please refer to pages 87 - 92	Sir Herbert Leon Academy
Bletchley (Far, Old and West)			Please refer to pages 45 - 51	Lord Grey Academy
Bletchley (Lakes Estate)			Please refer to pages 87 - 92	Sir Herbert Leon Academy
Bletchley (Water Eaton)			Please refer to pages 87 - 92	Sir Herbert Leon Academy
Blue Bridge			New Bradwell School	Stantonbury School
Bolbeck Park			Willen Primary School	Stantonbury School
Bow Brickhill			Bow Brickhill CE Primary School	Walton High
Bradville	Pepper Hill School	Stanton School		Stantonbury School
Bradwell Common			Summerfield School	Stantonbury School

Area	Infant	Junior	Primary	Secondary
Bradwell Village	Priory Common School	Bradwell Village School		Stantonbury School
Brooklands			Brooklands Farm Primary School	Walton High
Broughton			Broughton Fields Primary School	Oakgrove School
Broughton Gate			Brooklands Farm Primary School	Oakgrove School, Walton High
Browns Wood	Heronshaw School	Heronsgate School Kents Hill Park School		Walton High
Caldecotte	Heronshaw School	Heronsgate School Kents Hill Park School		Walton High
Calverton	Russell Street School	St Mary & St Giles CE Aided Primary School		The Radcliffe School or Watling Academy
Campbell Park	Downs Barn School or Shepherdswell Academy **	Southwood School or Orchard Academy**		Stantonbury School, Milton Keynes Academy or Walton High For details please refer to the secondary school guide for parents.
Castlethorpe	Castlethorpe School		Hanslope Primary School from Y3 only	The Radcliffe School or Stantonbury School
Central Milton Keynes - North	Germander Park School	Southwood School		Stantonbury School
Central Milton Keynes - South	Shepherdswell Academy Or The Willows School & Early Years Centre**	Orchard Academy**	Jubilee Wood Primary School**	Milton Keynes Academy
Chicheley			Cedars Primary School	Ousedale School
Church Farm			Wavendon Gate School	TBC
Clifton Reynes	Newton Blossomville CofE School or Olney Infant Academy	Olney Middle School		Ousedale School
Coffee Hall			New Chapter Primary School	Milton Keynes Academy
Cold Brayfield	Newton Blossomville CofE School	Olney Middle School		Ousedale School
Conniburrow	Germander Park School	Southwood School		Stantonbury School

Area	Infant	Junior	Primary	Secondary
Crownhill	Glastonbury Thorn School or Holmwood School**	Loughton School or Two Mile Ash School**		Denbigh School
Downhead Park	Downs Barn School **	Southwood School**	Brooksward School**	Stantonbury School
Downs Barn	Downs Barn School	Southwood School		Stantonbury School
Eagle Farm			St Mary's Wavendon CE Primary School	Walton High or Glebe Farm school
Eaglestone			Falconhurst School	Milton Keynes Academy
Eaton Leys			Bow Brickhill CE Primary School	Sir Herbert Leon Academy
Emberton	Olney Infant School	Olney Middle School		Ousedale School
Emerson Valley	Howe Park School or and Merebrook School**	Emerson Valley Junior School		Shenley Brook End School
Fairfields			Fairfields Primary School or Watling Primary School (Please refer to pages 148-150)	Watling Academy
Fenny Stratford			Please refer to pages 87 - 92	Sir Herbert Leon Academy
Filgrave	Olney Infant School	Olney Middle School		Ousedale School
Fishermead	The Willows School & Early Years Centre**	Orchard Academy**	Jubilee Wood Primary School**	Milton Keynes Academy
Fullers Slade			St Mary & St Giles CofE Aided School	The Radcliffe School
Furzton	Cold Harbour CE School or Merebrook School **	Cold Harbour CE school or Emerson Valley Junior School**		Lord Grey Academy or Shenley Brook End School For details please refer to the secondary school guide for parents.
Galley Hill			St Mary & St Giles CofE Aided Primary School	The Radcliffe School
Gayhurst	Stoke Goldington CE School		Tickford Park Primary School from Y3 only	Ousedale School
Giffard Park			Giffard Park Primary School	Stantonbury School
Glebe Farm			Glebe Farm School	Walton High or Glebe Farm school

Area	Infant	Junior	Primary	Secondary
Grange Farm			Christ the Sower Ecumenical Primary School	The Hazeley Academy
Great Holm	Holmwood School and Loughton Manor First School **	Loughton School or Two Mile Ash School**		Denbigh School
Great Linford	St Andrew's CE Infant School **		Great Linford Primary School or Giffard Park Primary School**	Stantonbury School
Great Linford Village	St Andrew's CE Infant School		Great Linford Primary School from Y3 only	Stantonbury School
Greenleys	Greenleys First School	Greenleys Junior School		The Radcliffe School
Hanslope			Hanslope Primary School	The Radcliffe School or Stantonbury School
Hardmead			Cedars Primary School	Ousedale School
Haversham	Haversham Village School	Bushfield School		The Radcliffe School or Stantonbury School
Heelands	Heelands School	Bradwell Village School		Stantonbury School
Hodge Lea	Greenleys First School	Greenleys Junior School		The Radcliffe School
Kents Hill	Kents Hill School	Heronsgate School	Kents Hill Park School	Walton High
Kents Hill Park			Kents Hill Park School	Kents Hill Park School or Walton High
Kingsmead			Oxley Park Academy Priory Rise School	The Hazeley Academy
Kingston			Monkston Primary School	Oakgrove School
Lathbury			Cedars Primary School	Ousedale School
Lavendon			Lavendon School	Ousedale School
Leadenhall			New Chapter Primary School	Milton Keynes Academy
Little Brickhill			The Premier Academy	Sir Herbert Leon Academy or Walton High
Little Crawley	North Crawley CoFE School		Tickford Park Primary School from Y3 only	Ousedale School
Little Linford	Haversham Village School	Bushfield School		Ousedale School
Loughton	Loughton Manor First School	Loughton School		Denbigh School

Area	Infant	Junior	Primary	Secondary
Loughton Lodge	Holmwood School	Two Mile Ash School		Denbigh School
Medbourne			Christ the Sower Ecumenical Primary School	The Hazeley Academy
Middleton			Middleton and Oakgrove Primary School	Oakgrove School
Milton Keynes Village			Middleton and Oakgrove Primary School	Oakgrove School
Monkston			Monkston, Middleton and Oakgrove Primary School	Oakgrove School
Monkston Park			Monkston, Middleton and Oakgrove Primary School	Oakgrove School
Mousloe			Tickford Park School	Ousedale School
Neath Hill			Brooksward School	Stantonbury School
Netherfield			Langland Community School	Milton Keynes Academy or Kents Hill Park School
New Bradwell			New Bradwell School	Stantonbury School
Newport Pagnell			Please refer to pages 59 - 72 for details	Ousedale School
Newton Blossomville	Newton Blossomville Church of England School		Olney Middle School	Ousedale School
Newton Leys			Newton Leys Primary School	Sir Herbert Leon Academy
North Crawley	North Crawley Church of England School		Tickford Park Primary School from Y3 only	Ousedale School
Oakgrove			Oakgrove Primary and Middleton Primary Schools	Oakgrove School
Oakhill			Christ the Sower Ecumenical Primary School	The Hazeley Academy
Oakridge Park	Wood End School	Stanton School	New Bradwell School	Stantonbury School
Oldbrook	Oldbrook School**		Jubilee Wood Primary School**	Milton Keynes Academy
Old Farm Park			Wavendon Gate School	Walton High
Old Wolverton	Wyvern School	Bushfield School		The Radcliffe School
Olney	Olney Infant Academy	Olney Middle School		Ousedale School
Oxley Park			Oxley Park Academy	The Hazeley Academy

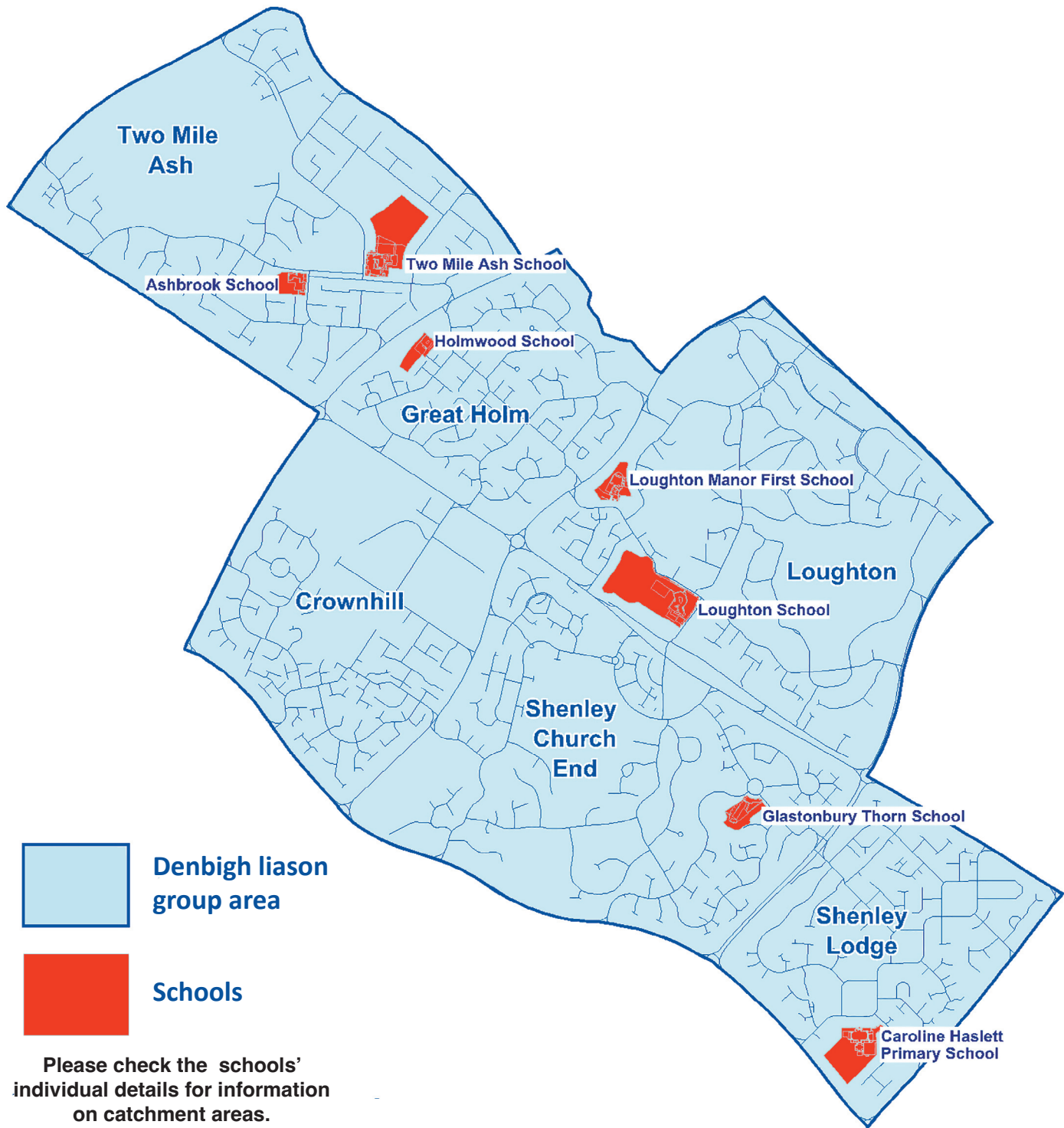
Area	Infant	Junior	Primary	Secondary
Passmore			Charles Warren Academy or Langland Community School	Milton Keynes Academy
Peartree Bridge			Falconhurst School	Milton Keynes Academy
Pennyland			Brooksward School	Stantonbury School
Petsoe	Olney Infant School	Olney Middle School		Ousedale School
Ravenstone	Olney Infant Academy	Olney Middle School		Ousedale School
Redhouse Park			Giffard Park Primary School	Stantonbury School
Shenley Brook End			Long Meadow School or Caroline Haslett Primary Schools**	Shenley Brook End School
Shenley Church End	Glastonbury Thorn School	Loughton School		Denbigh School
Shenley Lodge			Caroline Haslett Primary School	Denbigh School
Shenley Wood			Oxley Park Academy	TBC
Sherington	Sherington Church of England School		Tickford Park Primary School from Y3 only	Ousedale School
Simpson			Charles Warren Academy	Milton Keynes Academy, Kents Hill Park School or Walton High
Springfield	Shepherdswell Academy	Orchard Academy		Milton Keynes Academy
Stacey Bushes	Wyvern School	Bushfield School		The Radcliffe School
Stantonbury	Wood End School or St Andrew's Church of England School**	Stanton School **	Great Linford Primary School**	Stantonbury School
Stoke Goldington	Stoke Goldington Church of England School		Tickford Park Primary School from Y3 only	Ousedale School
Stony Stratford	Russell Street School **	St Mary & St Giles C of E Aided Primary School**	St Mary & St Giles C of E Aided Primary School**	The Radcliffe School
Tattenhoe			Giles Brook Primary School	Shenley Brook End School
Tattenhoe Park			Priory Rise School	The Hazeley Academy
The Hub	Oldbrook School		Jubilee Wood Primary School	Milton Keynes Academy
Tinkers Bridge			Charles Warren Academy	Milton Keynes Academy or Kents Hill Park School

Area	Infant	Junior	Primary	Secondary
Two Mile Ash	Ashbrook School	Two Mile Ash School		Denbigh School
Tyringham	Olney Infant School	Olney Middle School		Ousedale School
Walnut Tree	Heronshaw School or Kents Hill School**	Heronsgate School		Walton High
Walton	Heronshaw School	Heronsgate School		Walton High
Walton Hall	Heronshaw School	Heronsgate School		Walton High
Walton Park	Heronshaw School	Heronsgate School		Walton High
Warrington	Olney Infant Academy	Olney Middle School		Ousedale School
Wavendon Gate			Wavendon Gate School	Walton High
Wavendon Village			St Mary's Wavendon CE Primary School	Walton High
Westcroft			Long Meadow School	Shenley Brook End School
Weston Underwood	Olney Infant Academy	Olney Middle School		Ousedale School
Whitehouse			Whitehouse Primary School or Watling Primary School (Please refer to pages 148-150)	Watling Academy
Willen			Willen Primary School	Stantonbury School or Walton High
Willen Park			Willen Primary School	Stantonbury School or Walton High
Woburn Sands			St Mary's Wavendon CE Primary School Swallowfield Primary School*	
Wolverton	Wyvern School or Greenleys First School**	Bushfield School or Greenleys Junior School**		The Radcliffe School
Wolverton Mill	Wyvern School	Bushfield School		The Radcliffe School
Woolstone	Shepherdswell School	Orchard Academy		Milton Keynes Academy or Oakgrove School
Woughton on the Green			Charles Warren Academy	Milton Keynes Academy or Oakgrove School
Woughton Park			Charles Warren Academy	Milton Keynes Academy or Kents Hill Park School

* Swallowfield Primary School is located in Woburn Sands but falls under Central Bedfordshire Local Authority, please review the information about the school on the Central Bedfordshire Council website and the relevant section of this guide - Applying for a place outside of Milton Keynes if you are a Milton Keynes resident (relevant to Little Brickhill, Woburn Sands, Bow Brickhill, Hanslope, Castlethorpe and Stony Stratford) on page 11

** These areas are divided, with certain roads in catchment for different schools. Please refer to the relevant section within this guide for specific details.

Denbigh Liaison Group primary school locations



Denbigh Liaison Group

Ashbrook School

The High Street, Two Mile Ash, Milton Keynes, MK8 8NA

The catchment area is Two Mile Ash.

Key Facts

Type of School	Academy
DfE number	8262326
Admission Authority	The Board of Academy Directors
Age Range	4-7
Telephone	01908 561366
Email	office@ashbrookschool.net
Website	www.ashbrookschool.co.uk
Places available in Year R for September 2025	60
Supplementary form required	No
Number of applications received for admission in September 2024	187
Number of places offered on national offer day 2024	60 - All applicants offered up to criterion 5 (children of staff) and some allocated under criterion 6 (distance) up to a distance of 1.95 miles
Nursery class attached to school	No
Special provision	None
Wraparound care	Breakfast Club is hosted at Ashbrook School. After School Club is available at our partner school, Two Mile Ash School. We provide a walking bus for children to access the After School Club. Please see school website for more details

Summary of oversubscription criteria

In the event that there are more applications than places available, applications will be ranked as follows:

1. Children who are looked after (LAC) and all previously looked after children (PLAC) including those children who appear (to the admission authority) to have been in state care outside of England and ceased to be in state care as a result of being adopted (IAPLAC).
2. Siblings of children who are attending the school at the time allocations are made and are expected to be on roll at the school at the time of the proposed admission and the place of residence is within the catchment area of the school
3. The child's place of residence is within the catchment area of the school and there is no sibling
4. Siblings of children who are attending the school at the time allocations are made and are expected to be on roll at the school at the time of the proposed admission and the place of residence is outside of the catchment area of the school
5. Children of staff at the school where the member of staff has been employed at the school for two or more years at the time at which the application for admission to the school is made, and /or the member of staff is recruited to fill a vacant post for which there is a demonstrable skill shortage
6. "Distance" from the school to the place of residence

In the event of there being more applicants meeting any of the criteria above places will be allocated in distance order using the distance between the child's normal home address and the school's main entrance, measured in a straight line, using the council's computerised measuring system with those living closest to the school receiving the higher priority. In the unlikely event of joint oversubscription, having exhausted distance, random allocation will be used as the ultimate tie-breaker.

For applicants living in flats, the distance will be measured from the school's main entrance to the front door of the ground floor flat underneath the applicant's main residence. Where two or more pupils live at the same distance, the tie-breaker will be random allocation.

Please refer to the school's website for a detailed copy of the school's admission arrangements for children starting school for the first time in September 2025.

Caroline Haslett Primary School

Faraday Drive, Shenley Lodge, Milton Keynes, MK5 7DF

The catchment area is Shenley Lodge and the following roads on Shenley Brook End:

Braford Gardens, Bremen Grove, Burdeleys Lane, Chalwell Ridge, Charbray Crescent, Chartley Court, Chillingham Court, Cressey Avenue, Curtis Croft, Dorking Place, Egerton Gate (properties east of Chillingham Court), Gayal Croft, Orpington Grove, Roscombe Place.

Key Facts

Type of School	Community
DfE number	8262336
Admission Authority	Milton Keynes City Council
Age Range	4-11
Telephone	01908 231101
Email	schooloffice@carolinehaslett.milton-keynes.sch.uk
Website	www.haslett.org.uk
Places available in Year R for September 2025	60
Supplementary form required	No
Number of applications received for admission in September 2024	215
Number of places offered on national offer day 2024	60 - All applicants offered up to criterion 5 (children of staff) and some allocated under criterion 6 (distance) up to a distance of 1.011 miles
Nursery class attached to school	No
Special provision	None
Wraparound care	Breakfast Club available onsite After School Club available onsite Holiday Club (outside catchment with sibling) up to a distance of 2.034 miles Please see school website for more details

Summary of oversubscription criteria

In the event that there are more applications than places available, applications will be ranked as follows:

1. Children who are looked after (LAC) and all previously looked after children (PLAC) including those children who appear (to the admission authority) to have been in state care outside of England and ceased to be in state care as a result of being adopted (IAPLAC).
2. Children eligible for the service premium¹
3. Siblings of children who are attending the school at the time allocations are made and are expected to be on roll at the school at the time of the proposed admission and the place of residence is within the catchment area of the school
4. The child's place of residence is within the catchment area of the school and there is no sibling.
5. Siblings of children who are attending the school at the time allocations are made and are expected to be on roll at the school at the time of the proposed admission and the place of residence is outside of the catchment area of the school
6. Children of staff at the school where the member of staff has been employed at the school for two or more years at the time at which the application for admission to the school is made, and /or the member of staff is recruited to fill a vacant post for which there is a demonstrable skill shortage
7. "Distance" from the school to the place of residence

In the event of there being more applicants meeting any of the criteria above, places will be allocated in distance order using the distance between the child's normal home address and the school's main entrance, measured in a straight line, using the council's computerised measuring system with those living closest to the school receiving the higher priority. In the unlikely event of joint oversubscription, having exhausted distance, random allocation will be used as the ultimate tie-breaker.

For applicants living in flats, the distance will be measured from the school's main entrance to the front door of the ground floor flat underneath the applicant's main residence. Where two or more pupils live at the same distance, the tie-breaker will be random allocation.

¹ The service premium is additional funding paid annually to schools under section 14 of the Education Act 2002 for the purpose of supporting the pastoral needs of the children of Armed Services personnel.

Glastonbury Thorn School

Pigott Drive, Shenley Church End, Milton Keynes, MK5 6BX

The catchment area is Shenley Church End and the following roads on Crownhill:

Armstrong Close, Baxter Close, Bolan Court, Cline Court, Crosby Court, Dorsey Close, Fury Court, Holliday Close, Holly Close, Kidd Close, Lennon Drive, Lynott Close, Marley Grove, Mercury Grove, Monro Avenue, Morrison Court, Nelson Close, Redding Grove, Wilson Court.

Key Facts

Type of School	Foundation
DfE number	8262347
Admission Authority	The Governing Body
Age range	4-7
Telephone	01908 504648
Email	office@glastonburythorn.co.uk
Website	www.glastonburythorn.co.uk
Places available in Year R for September 2025	60
Supplementary form required	No
Number of applications received for admission in September 2024	125
Number of places offered on national offer day 2024	All applicants offered a place
Nursery class attached to school	No
Special provision	None
Wraparound care	Breakfast club available on site, After School Club available on site. Please see school website for more details.

Summary of oversubscription criteria

Children whom have an Education, Health and Care Plan that names Glastonbury Thorn School will be allocated a place in accordance with national regulations.

In the event that there are more applications received than there are places available the following criteria will be used to allocate places:

In the event that there are more applications than places available, applications will be ranked as follows:

1. Children who are looked after (LAC) and all previously looked after children (PLAC) including those children who appear (to the admission authority) to have been in state care outside of England and ceased to be in state care as a result of being adopted (IAPLAC - Internationally adopted previously looked after children) or subject to child arrangement orders or special guardianship orders.
2. Children with a sibling who will be on roll at the time of admission and the place of residence is within the catchment area of the school. (See sibling definition below).
3. Children who live in the catchment area of the school and there is no sibling who will be on roll at the time of admission. (Proof of residence may be required.)
4. Children with a sibling who will be on roll at the time of admission and the place of residence is outside of the catchment area.(See sibling definition below).
5. Other children for whom Glastonbury Thorn School is a preference

Please refer to the school's website for a detailed copy of the school's admission arrangements for children starting school for the first time in September 2025.

Holmwood School and Nursery

Kensington Drive, Great Holm, Milton Keynes, MK8 9AB

The catchment area is Great Holm, Loughton Lodge and the following roads on Crownhill:

Atwell Close, Beckinsale Grove, Chaplin Grove, Chevalier Grove, Cogan Court, Cruickshank Grove, Fernan Dell, Gallagher Close, Garbo Close, Garland Court, Hathaway Court, Hendrix Drive, Hudson Lane, Keaton Close, Laurel Close, Kinnear Close, Orbison Court, Rathbone Close, Robeson Place, Valens Close and Valentine Court

The following roads on Great Holm are shared with Loughton Manor First School:

Anglesey Court, Basildon Court, Buscot Place, Edgecote, Fenton Court, Haddon, Hampton, Houghton Court, Huntingbrooke, Kensington Drive (numbers 89 odds and 90 evens upwards), Lampport Court, Rushton Court, Stonor Court and Waddesdon Close.

Key Facts

Type of School	Academy
DfE number	8262334
Admission Authority	The Board of Academy Directors
Age range	3-7
Telephone	01908 260596
Email	office@holmwoodschool.co.uk
Website	www.holmwoodschool.com
Places available in Year R for September 2025	60
Supplementary form required	No
Number of applications received for admission in September 2024	106
Number of places offered on national offer day 2024	60 - All applicants offered up to criterion 5 (children of staff) and some allocated under criterion 6 (distance) up to a distance of 0.767 miles
Nursery class attached to school	Yes
Special provision	None
Wraparound care	Breakfast Club is hosted at Holmwood School. After School Club is available at our partner school, Two Mile Ash School. We provide a walking bus for children to access the After School Club. Please see school website for more details

Summary of oversubscription criteria

In the event that there are more applications than places available, applications will be ranked as follows:

1. Children who are looked after (LAC) and all previously looked after children (PLAC) including those children who appear (to the admission authority) to have been in state care outside of England and ceased to be in state care as a result of being adopted (IAPLAC).
2. Siblings of children who are attending the school at the time allocations are made and are expected to be on roll at the school at the time of the proposed admission and the place of residence is within the catchment area of the school
3. The child's place of residence is within the catchment area of the school and there is no sibling.
4. Siblings of children who are attending the school at the time allocations are made and are expected to be on roll at the school at the time of the proposed admission and the place of residence is outside of the catchment area of the school
5. Children of staff at the school where the member of staff has been employed at the school for two or more years at the time at which the application for admission to the school is made, and /or the member of staff is recruited to fill a vacant post for which there is a demonstrable skill shortage
6. "Distance" from the school to the place of residence

In the event of there being more applicants meeting any of the criteria above places will be allocated in distance order using the distance between the child's normal home address and the school's main entrance, measured in a straight line, using the council's computerised measuring system with those living closest to the school receiving the higher priority. In the unlikely event of joint oversubscription, having exhausted distance, random allocation will be used as the ultimate tie-breaker.

For applicants living in flats, the distance will be measured from the school's main entrance to the front door of the ground floor flat underneath the applicant's main residence. Where two or more pupils live at the same distance, the tie-breaker will be random allocation.

Please refer to the council's website for detailed copy of the school's admission arrangements for children starting school for the first time in September 2025.

Loughton Manor First School

Paynes Drive, Loughton, Milton Keynes, MK5 8FA

The catchment area is Loughton plus the following roads on Great Holm which are shared with Holmwood School: Anglesey Court, Basildon Court, Buscot Place, Edgecote, Fenton Court, Haddon, Hampton, Houghton Court, Huntingbrooke, Kensington Drive (numbers 89 odds and 90 evens upwards), Lamport Court, Rushton Court, Stonor Court and Waddesdon Close.

Key Facts

Type of School	Community
DfE number	8262506
Admission Authority	Milton Keynes City Council
Age range	4-7
Telephone	01908 241472
Email	office@loughtonmanor.milton-keynes.sch.uk
Website	www.loughtonmanorfirst.co.uk
Places available in Year R for September 2025	60
Supplementary form required	No
Number of applications received for admission in September 2024	192
Number of places offered on national offer day 2024	60 - All applicants offered up to criterion 5 (children of staff) and some allocated under criterion 6 (distance) up to a distance of 0.767 miles
Nursery class attached to school	Yes
Special provision	None
Wraparound care	Breakfast Club available onsite After School Club available onsite. Please see school website for more details.

Summary of oversubscription criteria

In the event that there are more applications than places available, applications will be ranked as follows:

1. Children who are looked after (LAC) and all previously looked after children (PLAC) including those children who appear (to the admission authority) to have been in state care outside of England and ceased to be in state care as a result of being adopted (IAPLAC).
2. Children eligible for the service premium¹
3. Siblings of children who are attending the school at the time allocations are made and are expected to be on roll at the school at the time of the proposed admission and the place of residence is **within the catchment area** of the school
4. The child's place of residence is within the catchment area of the school and there is no sibling.
5. Siblings of children who are attending the school at the time allocations are made and are expected to be on roll at the school at the time of the proposed admission and the place of residence is **outside of the catchment area** of the school
6. Children of staff at the school where the member of staff has been employed at the school for two or more years at the time at which the application for admission to the school is made, and /or the member of staff is recruited to fill a vacant post for which there is a demonstrable skill shortage
7. "Distance" from the school to the place of residence

¹ The service premium is additional funding paid annually to schools under section 14 of the Education Act 2002 for the purpose of supporting the pastoral needs of the children of Armed Services personnel.

Please refer to the council's website for detailed copy of the school's admission arrangements for children starting school for the first time in September 2025.

Loughton School

Bradwell Road, Loughton, Milton Keynes, MK5 8DN

The catchment area is Loughton, Shenley Church End and the following roads on Crownhill: Armstrong Close, Baxter Close, Bolan Court, Cline Court, Crosby Court, Dorsey Close, Fury Court, Holliday Close, Holly Close, Kidd Close, Lennon Drive, Lynott Close, Marley Grove, Mercury Grove, Monro Avenue, Morrison Court, Nelson Close, Redding Grove, Wilson Court.

Plus the following roads on Great Holm which are shared with Two Mile Ash School: Anglesey Court, Basildon Court, Buscot Place, Edgecote, Fenton Court, Haddon, Hampton, Houghton Court, Huntingbrooke, Kensington Drive (numbers 89 odds and 90 evens upwards), Lamport Court, Rushton Court and Stonor Court.

Key Facts

Type of School	Academy
DfE number	826 2332
Admission Authority	The Board of Academy Directors
Age range	7-11
Telephone	01908 665971
Email	Office@loughton.school
Website	www.loughton.milton-keynes.sch.uk
Places available in Year 3 for September 2025	120
Supplementary form required	No
Number of applications received for admission in September 2024	248
Number of places offered on national offer day 2024	All applicants offered a place
Nursery class attached to school	Not applicable
Special provision	None
Wraparound care	Breakfast Club available onsite After School Club available onsite Please see school website for more details

Summary of oversubscription criteria

Children who have an Education, Health and Care Plan that names Loughton School will be given priority for admission within the normal admissions round at 7+.

In the event of there being greater demand for admission than there are places available, places will be allocated in the following priority order:

1. Children who are looked after (LAC) and all previously looked after children (PLAC) including those children who appear (to the admission authority) to have been in state care outside of England and ceased to be in state care as a result of being adopted (IAPLAC - Internationally adopted previously looked after children).
2. Children who attend a designated feeder school, Glastonbury Thorn First and Loughton Manor First, and who have a sibling in attendance at the time of admission.
3. Children who attend a designated feeder school, Glastonbury Thorn First and Loughton Manor First, who do not have a sibling in attendance at the time of admission.
4. Children who are siblings with an older brother or sister still in attendance at the time of admission.
5. a) Children of staff who have been employed at the school at the time the application for admission to the school is made,
and/or
b) Children of staff who are recruited to fill a vacant post for which there is a demonstrable skill shortage. It is at the absolute discretion of the Headteacher to determine when there is a demonstrable skill shortage.

6. Children who live in the defined area. Proof of permanent residence will be required.
7. Children who attend Holmwood School.
8. Children who live outside the defined area.

In the event of oversubscription according to these criteria, places will be allocated according to the distance measured 'as the crow flies' between the postcodes of the school and the applicant's permanent residence using appropriate computer software, with those living closer to the school receiving higher priority.

Please refer to the school's website for a detailed copy of the admission arrangements for children transferring from an infant school at the end of year 2 in September 2025.

Remember the closing date for applications is 15 January 2025

Two Mile Ash School

The High Street, Two Mile Ash, Milton Keynes, MK8 8LH

The catchment area is Two Mile Ash, Great Holm, Loughton Lodge and the following roads on Crownhill: Atwell close, Beckinsale Grove, Chaplin Grove, Chevalier Grove, Cogan Court, Cruickshank Grove, Fernan Dell, Gallagher Close, Garbo Close, Garland Court, Hathaway Court, Hendrix Drive, Hudson Lane, Keaton Close, Laurel Close, Kinnear Close, Orbison Court, Rathbone Close, Robeson Place, Valens Close and Valentine Court.

Plus the following roads on Great Holm which are shared with Loughton School:

Anglesey Court, Basildon Court, Buscot Place, Edgecote, Fenton Court, Haddon, Hampton, Houghton Court, Huntingbrooke, Kensington Drive (numbers 89 odds and 90 evens upwards), Lamport Court, Rushton Court and Stonor Court.

Key Facts

Type of School	Academy
DfE number	8265207
Admission Authority	The Board of Academy Directors
Age range	7-11
Telephone	01908 562262
Email	reception@tma.bucks.sch.uk
Website	www.tmaschool.com
Places available in Year 3 for September 2025	170
Supplementary form required	No
Number of applications received for admission in September 2024	247
Number of places offered on national offer day 2024	All applicants offered a place
Nursery class attached to school	No
Special provision	None
Wraparound care	Breakfast Club available onsite After School Club available onsite Please see school website for more details

Summary of oversubscription criteria

Children with an Education, Health and Care Plan naming Two Mile Ash School will be given priority for admission at the normal transfer point.

Where there is oversubscription the following criteria will be used to allocate places:

- Children who are looked after (LAC) and all previously looked after children (PLAC) including those children who appear (to the admission authority) to have been in state care outside of England and ceased to be in state care as a result of being adopted (IAPLAC).
- Pupils living in the defined area, Great Holm, Two Mile Ash and Crownhill to the north of Monro Avenue and Marley Grove.
- Children of staff at Two Mile Ash School where the member of staff has been employed on a continuous service at the school for two or more years at the time the application for admission is made.
- Pupils attending a school which is in the defined area served by the school i.e. Ashbrook or Holmwood Schools.
- Pupils with a sibling attending the school at the time of admission. A sibling is a brother or sister, which for admission purposes means brothers or sisters of whole or half blood or any other child (including an adopted child) who permanently resides at the same address and for whom the parent also has parental responsibility. For multiple births, in cases where there is one remaining place available and the next child on the waiting list is one of a twin, triplet or other multiple birth groups, both twins would be admitted (or all siblings in the case of multiple births) even if this goes above the admission number for the school.
- Children living outside the defined area.

If the school is oversubscribed, places will be allocated according to the shortest direct route (i.e. straight line) of the pupil's home address to the main entrance of the school, using a computerised measuring system, with those living closer to the school receiving the higher priority.

Please refer to the school's website for a detailed copy of the school's admission arrangements for children transferring from an infant school at the end of year 2 in September 2025.

Remember the closing date for applications is 15 January 2025

Glebe Farm Liaison Group
primary school locations



Glebe Farm Liaison Group

Glebe Farm School

off Burney Drive, Glebe Farm , Milton Keynes MK17 8GY

Catchment area - The new residential developments of Glebe Farm.

Key Facts

Type of School	Academy
DfE number	8264009
Admission Authority	Inspiring Futures through Learning Multi-Academy Trust (IFtL)
Age range	4-16
Telephone	01908 533283
Email	enquiries@glebefarmschool.co.uk
Website	www.glebefarmschool.co.uk
Places available in Year R for September 2025	30
Supplementary form required	No
Number of applications received for admission in September 2024	213
Number of places offered on national offer day 2024	All applicants offered up to criterion 3 (in catchment)
Nursery class attached to school	Yes
Special provision	None
Wraparound Care	Yes - contact school for further details.

Summary of oversubscription criteria

Children who have an Education, Health and Care Plan will be admitted as required by law and will count towards the planned admission number. If the school is oversubscribed, the following criteria will be applied in the order set out below to decide which applicants will be admitted:

Oversubscription criteria

When the school is oversubscribed, after the admission of pupils with an Education, Health and Care plan naming the school, priority for admission will be given to those children who meet the criteria set out below, in priority order:

1. Looked after children¹ and children who were previously looked after but immediately after being looked after became subject to adoption, a child arrangements order, or special guardianship order.
2. A sibling² at the school who is on roll at the school at the time of admission and the place of residence is within catchment of the school.
3. The child's place of residence is within catchment area of the school and there is no sibling on roll at the school.
4. There is already a sibling at the school who is expected to be on roll at the school at the time of admission and the place of residence is outside of the catchment area.
5. Children of staff at the school. Priority will be given to children of staff in either or both of the following circumstances:
 - a. where the member of staff has been employed at the school for two or more years at the time at which the application for admission to the school is made, and/or
 - b. the member of staff is recruited to fill a vacant post for which there is a demonstrable skill shortage.
6. Other children.

¹ Children who are looked after (LAC) and all previously looked after children (PLAC) including those children who appear (to the admission authority) to have been in state care outside of England and ceased to be in state care as a result of being adopted (IAPLAC).

² A sibling is defined as a birth sibling and also includes step siblings, foster siblings, adopted siblings and other children living permanently at the same address.

In the event of there being more applicants meeting any of the criteria above, places will be allocated in distance order using the distance between the child's normal home address and the school's main entrance, measured in a straight line, using the council's computerised measuring system with those living closest to the school receiving the higher priority. In the unlikely event of joint oversubscription, having exhausted distance, random allocation will be used as the ultimate tiebreaker.

For applicants living in flats, the distance will be measured from the school's main entrance to the front door of the ground floor flat underneath the applicant's main residence. Where two or more pupils live at the same distance, the tie-breaker will be random allocation.

Please refer to the School's website for a detailed copy of the school's admission arrangements for children starting school for the first time in September 2025.

St Mary's Wavendon CE Primary School

Wafandun Lane, Milton Keynes, MK17 7AA

The catchment area - Wavendon Village, Woburn Sands and the new planned housing development of Eagle Farm.

Key Facts

Type of School	Voluntary Controlled
DfE number	8263058
Admission Authority	Milton Keynes City Council
Age range	3-11
Telephone	01908 582182
Email	admissions@stmaryswavendon.milton-keynes.sch.uk
Website	www.stmaryswavendon.milton-keynes.sch.uk
Places available Year R for September 2025	60
Supplementary form required	No
Number of applications received for admission in September 2024	118
Places offered on national offer day 2024	60 - All applicants offered up to criterion 3 (in catchment) and some allocated under criterion 4 (outside catchment with a sibling) up to a distance of 2.138 miles
Nursery class attached to school	Yes
Special provision	None
Wraparound Care	Available from 7.30 am – 6pm for children aged 4 11. Please contact school for more details.
	Children joining Reception class have an interim period before attending any school wraparound care.

Summary of oversubscription criteria

In the event that there are more applications than places available, applications will be ranked as follows:

1. Children who are looked after (LAC) and all previously looked after children (PLAC) including those children who appear (to the admission authority) to have been in state care outside of England and ceased to be in state care as a result of being adopted (IAPLAC).
2. Children eligible for the service premium¹
3. Siblings of children who are attending the school at the time allocations are made and are expected to be on roll at the school at the time of the proposed admission and the place of residence is **within the catchment area** of the school
4. The child's place of residence is within the catchment area of the school and there is no sibling
5. Siblings of children who are attending the school at the time allocations are made and are expected to be on roll at the school at the time of the proposed admission and the place of residence is **outside of the catchment area** of the school
6. Children of staff at the school where the member of staff has been employed at the school for two or more years at the time at which the application for admission to the school is made, and /or the member of staff is recruited to fill a vacant post for which there is a demonstrable skill shortage
7. "Distance" from the school to the place of residence

¹ The service premium is additional funding paid annually to schools under section 14 of the Education Act 2002 for the purpose of supporting the pastoral needs of the children of Armed Services personnel.

In the event of there being more applicants meeting any of the criteria above, places will be allocated in distance order using the distance between the child's normal home address and the school's main entrance, measured in a straight line, using the council's computerised measuring system with those living closest to the school receiving the higher priority. In the unlikely event of joint oversubscription, having exhausted distance, random allocation will be used as the ultimate tie-breaker

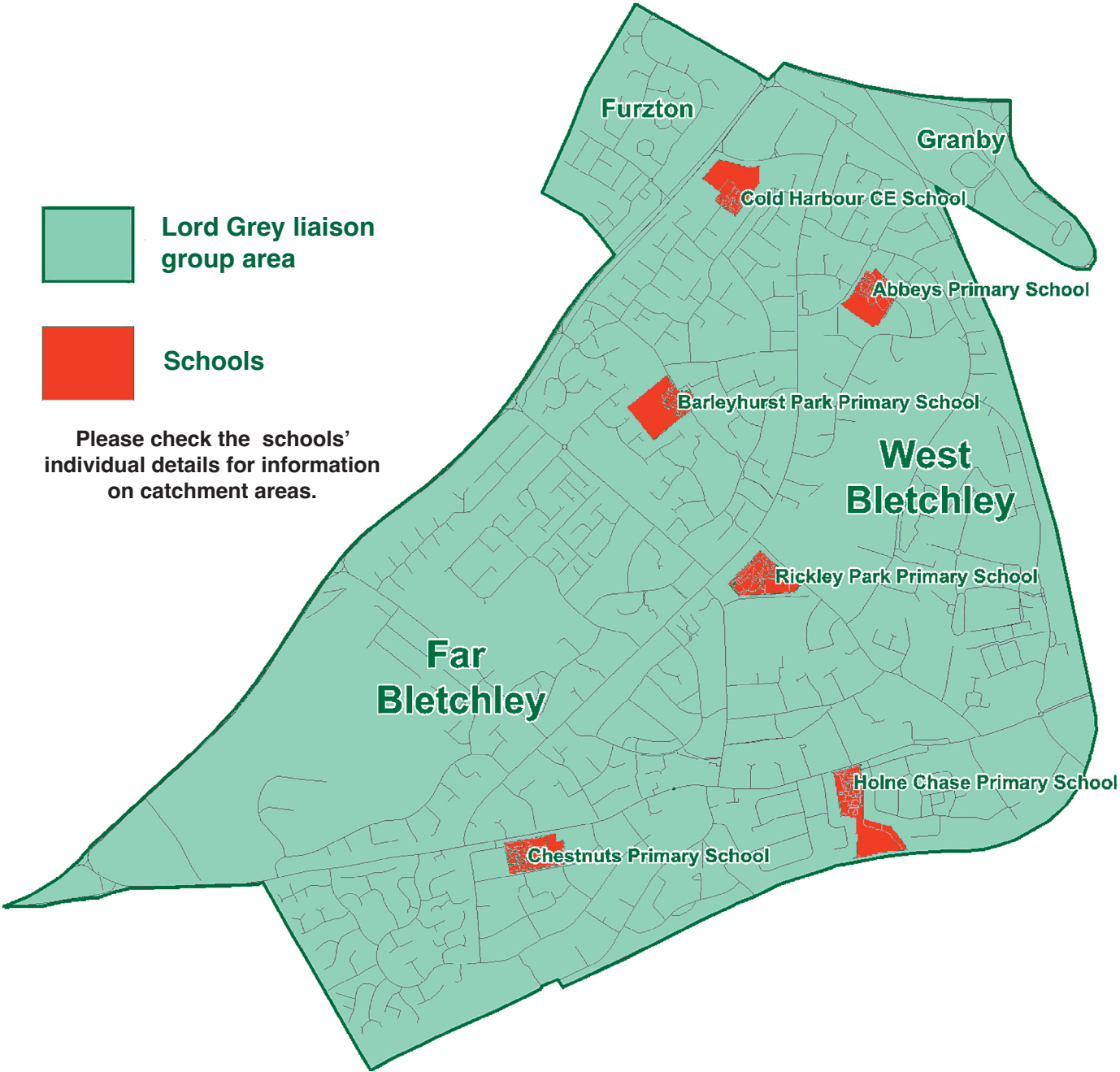
For applicants living in flats, the distance will be measured from the school's main entrance to the front door of the ground floor flat underneath the applicant's main residence. Where two or more pupils live at the same distance, the tie-breaker will be random allocation

Please refer to the council's website for a detailed copy of the admission arrangements for children starting school for the first time in September 2025

.

Remember the closing date for applications is 15 January 2025

Lord Grey Liaison Group primary school locations



Lord Grey Liaison Group

Abbeys Primary School

Melrose Avenue, Bletchley, Milton Keynes, MK3 6PS

The catchment area is Granby and that area of Bletchley bounded by the railway line in the east, A5 to the north, Whaddon Way (even numbers only 300+ upwards), south by a line from Whaddon Way across to the railway line and including Westminster Drive, part of Whalley Drive and Sherwood Drive.

Key Facts

Type of School	Community
DfE number	8262348
Admission Authority	Milton Keynes City Council
Age range	4-11
Telephone	01908 375230
Email	office@abbeyprimary.org
Website	www.abbeyprimary.org
Places available in Year R for September 2025	45
Supplementary form required	No
Number of applications received for admission in September 2024	93
Places offered on national offer day 2024	All applicants offered a place
Nursery class attached to school	No
Special provision	None
Wraparound care	Breakfast Club from 7.45am After School Provision from 3.15pm - 5pm or 3.15pm - 6pm

Summary of oversubscription criteria

In the event that there are more applications than places available, applications will be ranked as follows:

1. Children who are looked after (LAC) and all previously looked after children (PLAC) including those children who appear (to the admission authority) to have been in state care outside of England and ceased to be in state care as a result of being adopted (IAPLAC).
2. Children eligible for the service premium¹
3. Siblings of children who are attending the school at the time allocations are made and are expected to be on roll at the school at the time of the proposed admission and the place of residence is **within the catchment area** of the school
4. The child's place of residence is within the catchment area of the school and there is no sibling.
5. Siblings of children who are attending the school at the time allocations are made and are expected to be on roll at the school at the time of the proposed admission and the place of residence is **outside of the catchment area** of the school
6. Children of staff at the school where the member of staff has been employed at the school for two or more years at the time at which the application for admission to the school is made, and /or the member of staff is recruited to fill a vacant post for which there is a demonstrable skill shortage
7. "Distance" from the school to the place of residence

¹ The service premium is additional funding paid annually to schools under section 14 of the Education Act 2002 for the purpose of supporting the pastoral needs of the children of Armed Services personnel.

In the event of there being more applicants meeting any of the criteria above, places will be allocated in distance order using the distance between the child's normal home address and the school's main entrance, measured in a straight line, using the council's computerised measuring system with those living closest to the school receiving the higher priority. In the unlikely event of joint oversubscription, having exhausted distance, random allocation will be used as the ultimate tie-breaker.

For applicants living in flats, the distance will be measured from the school's main entrance to the front door of the ground floor flat underneath the applicant's main residence. Where two or more pupils live at the same distance, the tie-breaker will be random allocation.

Please refer to the council's website for a detailed copy of the school's admission arrangements for children starting school for the first time in September 2025.

Remember the closing date for applications is 15 January 2025

Barleyhurst Park Primary School

Forfar Drive, Bletchley, Milton Keynes, MK3 7NA

The catchment area is the area of Bletchley bounded by Sutherland Grove (south eastern side to Kincardine Drive), Standing Way, Shenley Road (even numbers 88 upwards) and Whaddon Way (odd numbers 25 to 449).

Key Facts

Type of School	Community
DfE number	8262238
Admission Authority	Milton Keynes City Council
Age range	4-11
Telephone	01908 378291
Email	office@barleyhurstpark.com
Website	www.barleyhurstpark.com
Places available in Year R for September 2025	30
Supplementary form required	No
Number of applications received for admission in September 2024	78
Number of places offered on national offer day 2024	All applicants offered a place
Nursery class attached to school	Yes
Special provision	None
Wraparound care	Breakfast Club available onsite. Please see school website for more details.

Summary of oversubscription criteria

In the event that there are more applications than places available, applications will be ranked as follows:

1. Children who are looked after (LAC) and all previously looked after children (PLAC) including those children who appear (to the admission authority) to have been in state care outside of England and ceased to be in state care as a result of being adopted (IAPLAC).
2. Children eligible for the service premium¹
3. Siblings of children who are attending the school at the time allocations are made and are expected to be on roll at the school at the time of the proposed admission and the place of residence is **within the catchment area** of the school
- 4.. The child's place of residence is within the catchment area of the school and there is no sibling.
5. Siblings of children who are attending the school at the time allocations are made and are expected to be on roll at the school at the time of the proposed admission and the place of residence is **outside of the catchment area** of the school
6. Children of staff at the school where the member of staff has been employed at the school for two or more years at the time at which the application for admission to the school is made, and /or the member of staff is recruited to fill a vacant post for which there is a demonstrable skill shortage
7. "Distance" from the school to the place of residence

¹ *The service premium is additional funding paid annually to schools under section 14 of the Education Act 2002 for the purpose of supporting the pastoral needs of the children of Armed Services personnel.*

In the event of there being more applicants meeting any of the criteria above, places will be allocated in distance order using the distance between the child's normal home address and the school's main entrance, measured in a straight line, using the council's computerised measuring system with those living closest to the school receiving the higher priority. In the unlikely event of joint oversubscription, having exhausted distance, random allocation will be used as the ultimate tiebreaker.

For applicants living in flats, the distance will be measured from the school's main entrance to the front door of the ground floor flat underneath the applicant's main residence. Where two or more pupils live at the same distance, the tie-breaker will be random allocation.

Please refer to the council's website for a detailed copy of the school's admission arrangements for children starting school for the first time in September 2025.

Remember the closing date for applications is 15 January 2025

Chestnuts Primary School

Buckingham Road, Bletchley, Milton Keynes, MK3 5EN

The catchment area is The Saints, Castles and Racecourses estates part of Buckingham Road, Shenley Road, Whaddon Way and Tattenhoe Lane, southern area of Windmill Hill Drive which includes Ashridge Close, Birkdale Close, Carnoustie Grove, Formby Close, Hoylake Close, Prestwick Close, Temple Close, Turnberry Close, Wentworth Way and Windmill Hill Drive.

Key Facts

Type of School	Academy
DfE number	8262003
Admission Authority	The Board of Academy Directors
Age range	4-11
Telephone	01908 373748
Email	office@chestnutsprimary.co.uk
Website	www.chestnutsprimarieschool.co.uk
Places available in Year R for September 2025	60
Supplementary form required	No
Number of applications received for admission in September 2024	110
Places offered on national offer day 2024	All applicants offered a place
Nursery class attached to school	Yes
Special provision	None
Wraparound care	Breakfast club available on site After School club available on site. Please see school website for more details.

Summary of oversubscription criteria

Children with an Education, Health and Care Plan naming Chestnuts Primary School will be given priority for admission at the normal transfer point at Reception.

In the event that there are more applications than places available, applications will be ranked as follows:

1. Children who are looked after (LAC) and all previously looked after children (PLAC) including those children who appear (to the admission authority) to have been in state care outside of England and ceased to be in state care as a result of being adopted (IAPLAC - Internationally adopted previously looked after children).
2. Pupils with a sibling attending the school at the time of admission. A sibling is a brother or sister, which for admission purposes means brothers and sisters of whole or half blood or any other child (including an adopted or fostered child) who permanently resides at the same address and for who the parent also has parental responsibility. For multiple births, in cases where there is one remaining place available and the next child on the waiting list is one of a twin, triplet or other multiple birth group, both twins would be admitted (or all siblings in the case of multiple births) even if this goes above the admission number for the school.
3. Pupils who live in the defined area; Saints estate including Newton Rd, Chepstow Drive area, Whaddon Way up to and including Tattenhoe Lane and then Shenley Road, Buckingham Rd down to Newton Rd and up to Windmill Hill Drive, Windmill Hill Drive and roads adjacent.
4. Pupils with a sibling attending the school at the time of admission and live outside of the defined catchment area
5. Children living outside the defined area.

In the event of there being more applicants meeting any of the criteria above places will be allocated in distance order using the distance between the child's normal home address and the school's main entrance, measured in a straight line, using the council's computerised measuring system with those living closest to the school receiving the higher priority. In the unlikely event of joint oversubscription, having exhausted distance, random allocation will be used as the ultimate tie-breaker.

For applicants living in flats, the distance will be measured from the school's main entrance to the front door of the ground floor flat underneath the applicant's main residence. Where two or more pupils live at the same distance, the tie-breaker will be random allocation.

Please refer to the council's website for a detailed copy of the school's admission arrangements for children starting school for the first time in September 2025.

Cold Harbour C of E School

Highland Close, Bletchley, Milton Keynes, MK3 7PD

The catchment area is South eastern part of Furzton (up to Loughton Brook) plus the area of Bletchley bounded by Whaddon Way (odd numbers 451 to 473 inclusive) to Sutherland Grove, along Sutherland Grove (even numbers up to and including 100 only) and Kincardine Drive (northern side) to Standing Way including Denbigh Hall.

For children starting school for the first time and in years 1 and 2, south east Furzton is shared with Merebrook Infant School.

For children transferring into year 3 and in years 4, 5 and 6, south east Furzton is shared with Emerson Valley Junior School.

Key Facts

Type of School	Voluntary Controlled
DfE number	8263000
Admission Authority	Milton Keynes City Council
Age range	4-11
Telephone	01908 270377
Email	office@coldharbour.milton-keynes.sch.uk
Website	www.coldhambourschool.org.uk
Places available in Year R for September 2025	30
Supplementary form required	No
Number of applications received for admission in September 2024	32
Places offered on national offer day 2024	All applicants offered a place
Nursery class attached to school	No
Special provision	None
Wraparound Care	Breakfast Club available onsite After School Club available onsite Please see school website for more details

Summary of oversubscription criteria

In the event that there are more applications than places available, applications will be ranked as follows:

1. Children who are looked after (LAC) and all previously looked after children (PLAC) including those children who appear (to the admission authority) to have been in state care outside of England and ceased to be in state care as a result of being adopted (IAPLAC).
2. Children eligible for the service premium¹
3. Siblings of children who are attending the school at the time allocations are made and are expected to be on roll at the school at the time of the proposed admission and the place of residence is within the catchment area of the school.
4. The child's place of residence is within the catchment area of the school and there is no sibling.
5. Siblings of children who are attending the school at the time allocations are made and are expected to be on roll at the school at the time of the proposed admission and the place of residence is outside of the catchment area of the school.
6. Children of staff at the school where the member of staff has been employed at the school for two or more years at the time at which the application for admission to the school is made, and /or the member of staff is recruited to fill a vacant post for which there is a demonstrable skill shortage
7. "Distance" from the school to the place of residence

¹ The service premium is additional funding paid annually to schools under section 14 of the Education Act 2002 for the purpose of supporting the pastoral needs of the children of Armed Services personnel.

In the event of there being more applicants meeting any of the criteria above, places will be allocated in distance order using the distance between the child's normal home address and the school's main entrance, measured in a straight line, using the council's computerised measuring system with those living closest to the school receiving the higher priority. In the unlikely event of joint oversubscription, having exhausted distance, random allocation will be used as the ultimate tie-breaker.

For applicants living in flats, the distance will be measured from the school's main entrance to the front door of the ground floor flat underneath the applicant's main residence. Where two or more pupils live at the same distance, the tie-breaker will be random allocation.

Please refer to the council's website for a detailed copy of the school's admission arrangements for children starting school for the first time in September 2025.

Holne Chase Primary School

Buckingham Road, Bletchley, Milton Keynes, MK3 5HP

The catchment area is the area of Bletchley bounded by the branch railway line to the south, Newton Road (odd numbers) and Shenley Road (even numbers 2 18) to the west, then along Church Green Road (even numbers) and Buckingham Road to the junction with the main railway line plus Bletchley Park which is shared with Rickley Park Primary School. This area includes Alford Place, Colossus Way, Enigma Place, Faulkner Drive, Hinsley Walk, Turing End, Turing Gate and Ultra Avenue.

Key Facts

Type of School	Academy
DfE number	8262031
Admission Authority	Preston Hedges Trust
Age range	4-11
Telephone	01908 373640
Email	office@holnechase.org
Website	www.holnechase.com
Places available in Year R for September 2025	30
Supplementary form required	No
Number of applications received for admission in September 2024	60
Places offered on national offer day 2024	All applicants offered a place
Nursery class attached to school	No
Special provision	None
Wraparound Care	Breakfast and After School Club is available. Please see school website for more details.

Summary of oversubscription criteria

In the event that there are more applications than places available, applications will be ranked as follows:

1. Looked after children are children who, at the time of making an application to a school, are: In the care of a local authority, or being provided with accommodation by a local authority in exercise of its social services functions. Previously looked after children: Previously looked after children are children who were looked after, but ceased to be so because they: Were adopted under the Adoption Act 1976 or the Adoption and Children Act 2002, or became subject to a child arrangements order, or became subject to a special guardianship order. This includes children who appear (to the admission authority) to have been in state care outside of England and ceased to be in state care as a result of being adopted.
2. Siblings of children who are attending the school at the time allocations are made and are expected to be on roll at the school at the time of the proposed admission and the place of residence is **within the catchment area** of the school.
3. The child's place of residence is within the catchment area of the school and there is no sibling.
4. Siblings of children who are attending the school at the time allocations are made and are expected to be on roll at the school at the time of the proposed admission and the place of residence is **outside of the catchment area** of the school.
5. Pupils of qualified teaching staff where the member of staff has been employed at the school for two or more years, at the time at which the application for admission to the school is made and/or when a member of staff is recruited to fill a vacant post at the school for which there was a demonstratable skill shortage.
6. "Distance" from the school to the place of residence.

In the event of there being more applicants meeting any of the criteria above, places will be allocated in distance order using the distance between the child's normal home address and the school's main entrance, measured in a straight line, using the council's computerised measuring system with those living closest to the school receiving the higher priority. In the unlikely event of joint oversubscription, having exhausted distance, random allocation will be used as the ultimate tie-breaker.

For applicants living in flats, the distance will be measured from the school's main entrance to the front door of the ground floor flat underneath the applicant's main residence. Where two or more pupils live at the same distance, the tiebreaker will be random allocation.

Please refer to the council's website for a detailed copy of the school's admission arrangements for children starting school for the first time in September 2025.

Rickley Park Primary School

Rickley Lane, Bletchley, Milton Keynes, MK3 6EW

The catchment area is the housing area bounded by Shenley Road (odd numbers 101 upwards), Whaddon Way (79-249 odd numbers) and Tattenhoe Lane plus that area to the south east of Whaddon Way bounded by Shenley Road (even numbers 20-86), Church Green Road (odd numbers only), Rickley Lane and Whalley Drive up to and including Roche Gardens, Park Gardens and Elmers Park. North east area of Windmill Hill which includes Gleneagles Close, Hunstanton Way, Moor Park, Portrush Close, Sunningdale Way and Walton Heath and Bletchley Park which includes, Alford Place, Colossus Way, Enigma Place, Faulkner Drive, Hinsley Walk, Turing Gate and Ultra Avenue.

Key Facts

Type of School	Academy
DfE number	8265208
Admission Authority	The Board of Academy Directors
Age range	4 -11
Telephone	01908 372979
Email	office@rickleypark.co.uk
Website	www.rickleypark.co.uk
Places available in Year R for September 2025	60
Supplementary form required	No
Number of applications received for admission in September 2024	122
Number of places offered on national offer day 2024	All applicants offered a place
Nursery class attached to school	Yes
Special provision	None
Wraparound Care	Breakfast Club available onsite After School Club available onsite. Please see school website for more details.

Summary of oversubscription criteria

Children who have an Education, Health and Care Plan naming Rickley Park Primary School will be given priority for admission within the normal admission round.

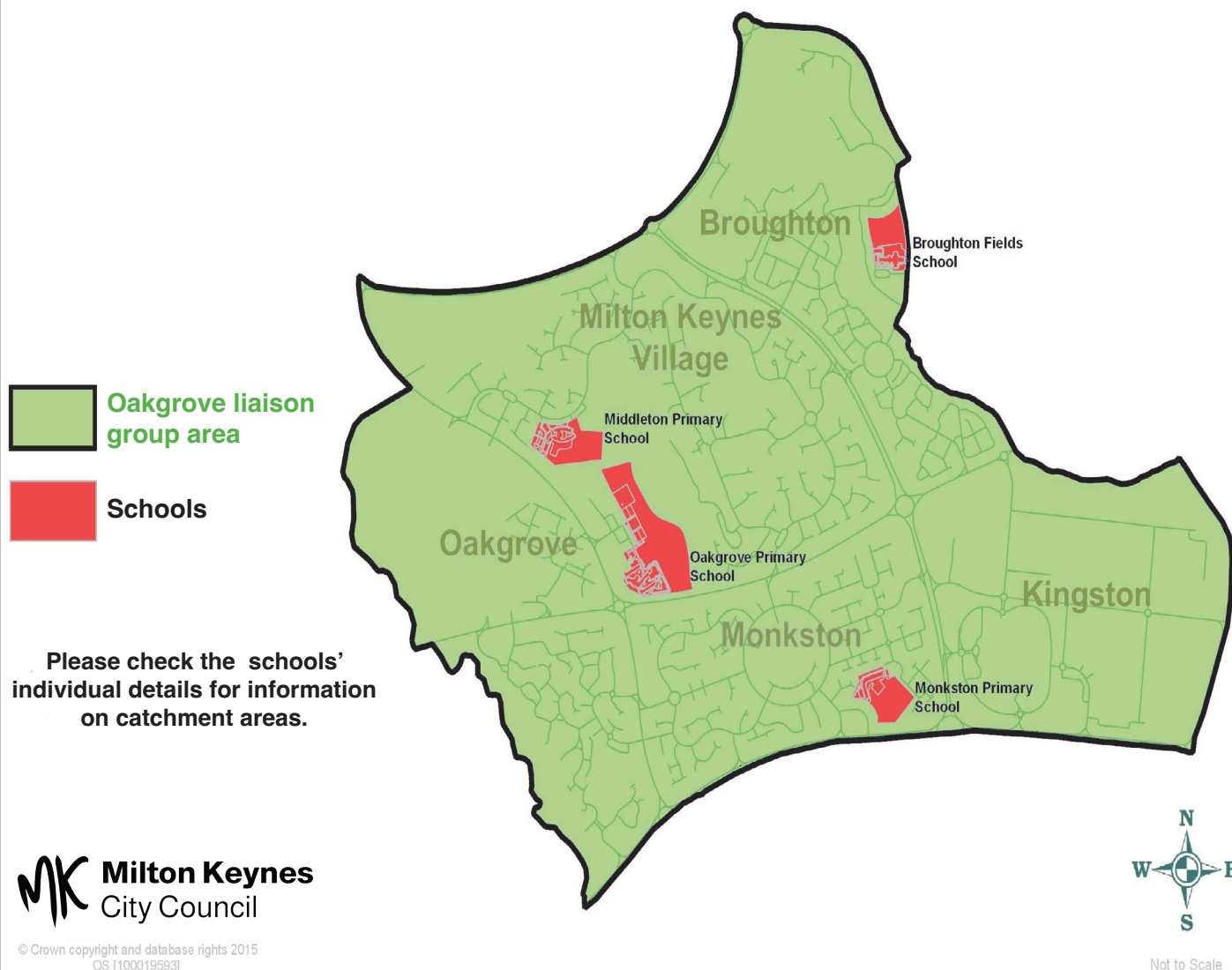
Where there is oversubscription the following criteria will be used to allocate places:

1. Children who are in care, including those who were previously in care, who immediately after being in care became subject to an adoption, or residence or special guardianship order within the last year. Children who are looked after (LAC) and all previously looked after children (PLAC) including those children who appear (to the admission authority) to have been in state care outside of England and ceased to be in state care as a result of being adopted (IAPLAC).
2. Children who live in the defined area and have a sibling on roll at the time of admission. Proof of residence may be required.
3. Children who live in the defined area served by the school. Proof of residence may be required.
4. Children who live outside the defined area and have a sibling on roll at the time of admission.
5. Children who live outside the defined area.

In the event of there being more applicants meeting any of the criteria above than available places, places will be allocated in distance order using the distance between the child's normal home address and the school's main entrance as measured in a straight line using the council's computerised measuring system with those living closest to the school receiving the higher priority.

Please refer to the school's website for a detailed copy of the school's admission arrangements for children starting school in 2025.

Oakgrove Liaison Group primary school locations



Plan produced by: GIS / P2906NK Aug 2018

Oakgrove Liaison Group

Broughton Fields Primary School

Milton Road, Broughton, Milton Keynes, MK10 9LS

The catchment area is Broughton west of Milton Road and south of Broughton Brook (Milton Road even house numbers to the south of Broughton Brook and all odd numbers), Atterbury and Broughton Village. Please refer to the 'My Mapping' tool on the council's website for further clarification at <https://mapping.miltonkeynes.gov.uk>

Key Facts

Type of School	Community
DfE number	8262017
Admission Authority	Milton Keynes City Council
Age range	4-11
Telephone	01908 235994
Email	office@broughtonfieldsprimary.org.uk
Website	www.broughtonfieldsprimary.org.uk
Places available in Year R for September 2025	60
Supplementary form required	No
Number of applications received for admission in September 2024	163
Places offered on national offer day 2024	All applicants offered a place plus additional children not allocated a preferred school
Nursery class attached to school	No
Special provision	None
Wraparound Care	Breakfast Club and After School Club available onsite Please see school website for more details.

Summary of oversubscription criteria

In the event that there are more applications than places available, applications will be ranked as follows:

1. Children who are looked after (LAC) and all previously looked after children (PLAC) including those children who appear (to the admission authority) to have been in state care outside of England and ceased to be in state care as a result of being adopted (IAPLAC).
2. Children eligible for the service premium¹
3. Siblings of children who are attending the school at the time allocations are made and are expected to be on roll at the school at the time of the proposed admission and the place of residence is within the catchment area of the school
4. The child's place of residence is within the catchment area of the school and there is no sibling.
5. Siblings of children who are attending the school at the time allocations are made and are expected to be on roll at the school at the time of the proposed admission and the place of residence is outside of the catchment area of the school
6. Children of staff at the school where the member of staff has been employed at the school for two or more years at the time at which the application for admission to the school is made, and /or the member of staff is recruited to fill a vacant post for which there is a demonstrable skill shortage
7. "Distance" from the school to the place of residence

¹The service premium is additional funding paid annually to schools under Section 14 of the Education Act 2002 for the purposes of supporting the pastoral needs of the children of Armed Services personnel.

In the event of there being more applicants meeting any of the criteria above, places will be allocated in distance order using the distance between the child's normal home address and the school's main entrance, measured in a straight line, using the council's computerised measuring system with those living closest to the school receiving the higher priority. In the unlikely event of joint oversubscription, having exhausted distance, random allocation will be used as the ultimate tie-breaker.

For applicants living in flats, the distance will be measured from the school's main entrance to the front door of the ground floor flat underneath the applicant's main residence. Where two or more pupils live at the same distance, the tie-breaker will be random allocation.

Please refer to the council's website for a detailed copy of the school's admission arrangements for children starting school for the first time in September 2025.

Middleton Primary School

Noon Layer Drive, Middleton, Milton Keynes, MK10 9EN

The defined area number 1 for the school is: Middleton including Milton Keynes Village.

The defined area number 2 for the school is: Oakgrove, Monkston and Monkston Park.

Key Facts

Type of School	Academy
DfE number	8262016
Admission Authority	Kingsbridge Educational Trust Board of Directors
Age range	4 -11
Telephone	01908 604851
Email	office@middletonschool.org
Website	www.middletonschool.org
Places available in Year R for September 2025	90
Supplementary form required	No
Number of applications received for admission in September 2024	318
Number of places offered on national offer day 2024	90 - All applicants offered up to criterion 7 (Children who live outside of the defined area and have a sibling in attendance) and some allocated under criterion 8(children who live outside of the defined areas) up to a distance of 1.344 miles
Nursery class attached to school	No
Special provision	None
Wraparound Care	Breakfast Club and After School Club available onsite Please see school website for more details.

Summary of oversubscription criteria

Children who have a statement of special educational needs or Education, Health & Care Plan will be admitted as required by law and will count towards the planned admission number. If the school is oversubscribed, the following criteria will be applied in the order set out below to decide which applicants will be admitted:

1. Children who are looked after (LAC) and all previously looked after children (PLAC) including those children who appear (to the admission authority) to have been in state care outside of England and ceased to be in state care as a result of being adopted (IAPLAC - Internationally adopted previously looked after children).
2. Children who live in defined area number 1 and will have a sibling attending the School at the time of application with a reasonable expectation that the sibling will be attending at the start of the new academic year of proposed admission.
3. Children who live in the defined area number 1.
4. Children of any staff of the school where either or both of the following circumstances apply:
 - (a) where the member of staff has been employed at the School for two or more years at the time at which the application for admission to the school is made;
 - (b) where the member of staff who is recruited to fill a vacant post for which there is a demonstrable skill shortage. It is at the absolute discretion of the Headteacher to determine when there is a demonstrable skill shortage.
5. Children who live in defined area number 2 and will have a sibling attending the school at the time of application with a reasonable expectation that the sibling will be attending at the start of the new academic year of proposed admission.
6. Children who live in defined area number 2.

7. Children who live outside the defined areas served by the School and will have a sibling attending the School at the time of application with a reasonable expectation that the sibling will be attending at the start of the new academic year of proposed admission.
8. Children who live outside the defined areas served by the School.

In the event of there being more applicants meeting any of the above criteria than remaining places available, distance between the applicant's principal residence and the school will be used as a tiebreaker, with those living nearest being given priority. Distance from the school is measured from the main entrance to the front door of the applicant's residence in a straight line using a computerised measuring system.

For applicants living in flats, the distance will be measured from the school's main entrance to the front door of the ground floor flat underneath the applicant's residence with priority given to the lower flat door number, if there is more than one applicant from a block of flats. In the event that there are two residences at the same distance and it is not possible to distinguish between them, then random allocation will be used to determine priority. Where random allocation is used it will be independently supervised.

Please refer to the school's website for a detailed copy of the school's admission arrangements for children starting school for the first time in September 2025.

Remember the closing date for applications is 15 January 2025

Monkston Primary School

Wadhurst Lane, Monkston, Milton Keynes, MK10 9LA

The defined area is Kingston, Monkston and Monkston Park.

Key Facts

Type of School	Academy
DfE number	8262008
Admission Authority	Kingsbridge Educational Trust Board of Directors
Age range	4-11
Telephone	01908 671034
Email	office@monkston.org
Website	www.monkston.org
Places available in Year R for September 2025	60
Supplementary form required	No
Number of applications received for admission in September 2024	186
Number of places offered on national offer day 2024	All applicants offered a place
Nursery class attached to school	No
Special provision	None
Wraparound Care	Breakfast Club and After School Club available onsite Please see school website for more details.

Summary of oversubscription criteria

Children who have an Education, Health and Care Plan will be admitted as required by law and will count towards the planned admission number. If the school is oversubscribed, the following criteria will be applied in the order set out below to decide which applicants will be admitted:

1. Children who are looked after (LAC) and all previously looked after children (PLAC) including those children who appear (to the admission authority) to have been in state care outside of England and ceased to be in state care as a result of being adopted (IAPLAC - Internationally adopted previously looked after children).
2. Children who live in defined area and will have a sibling attending the school at the time of application with a reasonable expectation that the sibling will be attending at the start of the new academic year of proposed admission.
3. Children who live in defined area.
4. Children who live outside the defined area served by the School and will have a sibling attending the School at the time of application with a reasonable expectation that the sibling will be attending at the start of the new academic year of proposed admission.
5. Children who live outside the defined area served by the School.

In the event of there being more applicants meeting any of the above criteria than places available, distance between the child's normal home address and the school's main entrance will be used as a tiebreaker, with those living nearest being given priority. Distance from the School is measured from the main entrance to the front door of the applicant's residence in a straight line using a computerised measuring system.

For applicants living in flats, the distance will be measured from the school's main entrance to the front door of the ground floor flat underneath the applicant's residence with priority given to the lower flat door number if there is more than one applicant from a block of flats. In the event that there are two residences at the same distance and it is not possible to distinguish between them, then random allocation will be used to determine priority. Where random allocation is used, it will be independently supervised.

Please refer to the School's website for a detailed copy of the school's admission arrangements for children starting school for the first time in September 2025.

Oakgrove School, Primary and Nursery

Atlas Way, Oakgrove, Milton Keynes, MK10 9SG

Oakgrove is an all-through school offering education provision from Reception to year 13.

The defined area number 1 is Oakgrove.

The defined area number 2 is Middleton (including Milton Keynes Village), Monkston and Monkston Park.

Key Facts

Type of School	Academy
DfE number	8264703
Admission Authority	Kingsbridge Educational Trust Board of Directors
Age range	3-19
Telephone	01908 545300
Email	primary@oakgrove.school
Website	www.oakgrove.school
Places available in Year R for September 2025	90
Supplementary form required	No
Number of applications received for admission in September 2024	258
Number of places offered on national offer day 2024	All applicants offered a place
Nursery class attached to school	Yes
Special provision	None
Wraparound Care	Breakfast Club and after School Clubs are available onsite. Please see school website for more details.

Summary of oversubscription criteria

Children who have a statement of special educational needs or Education, Health and Care Plan which names the School will be admitted and will count towards the planned admission number.

If the School is oversubscribed, after the admission of pupils with a Statement of Educational Need or an Education, Health and Care Plan where the School is named in the statement or plan, priority for admission will be given to those children who meet the criteria set out below, in order:

1. Children who are looked after (LAC) and all previously looked after children (PLAC) including those children who appear (to the admission authority) to have been in state care outside of England and ceased to be in state care as a result of being adopted (IAPLAC - Internationally adopted previously looked after children).
2. Children who live in Oakgrove Primary School's defined area number 1 and will have a sibling attending Oakgrove School** at the time of application with a reasonable expectation that the sibling will be attending at the start of the new academic year of proposed admission.
3. (a) Children of staff who have been employed at Oakgrove School** for two or more years at the time at which the application for admission to the school is made, and/or
(b) Children of staff who are recruited to fill a vacant post at Oakgrove School** for which there is a demonstrable skill shortage. It is at the absolute discretion of the Chair of the School's Finance & Personnel Committee to determine when there is a demonstrable skill shortage.
4. Children who live in Oakgrove Primary School's defined area number 1.
5. Children who live in Oakgrove Primary School's defined area number 2 and will have a sibling attending Oakgrove School** at the time of application with a reasonable expectation that the sibling will be attending at the start of the new academic year of proposed admission.
6. Children who live in Oakgrove Primary School's defined area number 2.

7. Children who live in Oakgrove School's secondary school defined area, not already specified under Oakgrove Primary School's defined areas number 1 and 2, and will have a sibling attending Oakgrove School** at the time of application with a reasonable expectation that the sibling will be attending at the start of the new academic year of proposed admission.
8. Children who live in Oakgrove School's secondary school defined area not already specified in defined areas 1 and 2.
9. Children who live outside Oakgrove School's secondary school defined area and will have a sibling attending Oakgrove School** at the time of application with a reasonable expectation that the sibling will be attending at the start of the new academic year of proposed admission.
10. All other children.

** Where reference is made to Oakgrove School, this refers to Oakgrove School including both primary and secondary school age children, i.e. from Year R to Year 13.

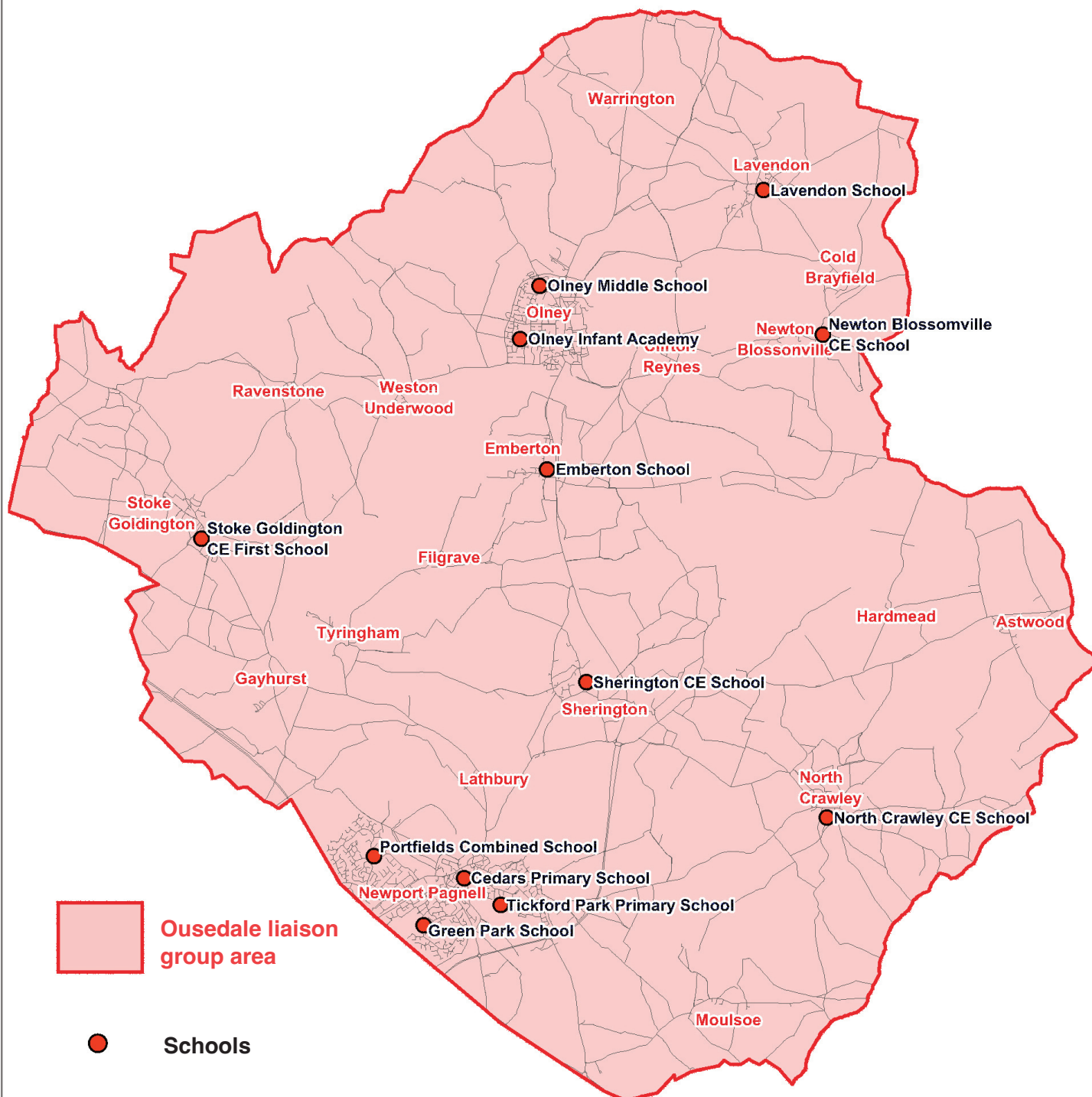
In the event of there being more applicants meeting any of the above criteria than remaining places available, distance between the applicant's principal residence and Oakgrove Primary School will be used as a tiebreaker, with those living nearest being given priority. Distance from the school is measured from the main entrance of Oakgrove Primary School to the front door of the applicant's residence in a straight line using a computerised measuring system.

For applicants living in flats, the distance will be measured from Oakgrove Primary School's main entrance to the front door of the ground floor flat underneath the applicant's residence. Priority will be given to the lower flat door number if there is more than one applicant from a block of flats. In the event that there are two residences at the same distance and it is not possible to distinguish between them, then random allocation will be used to determine priority. Where random allocation is used, it will be independently supervised by a person not connected with the School.

Please refer to the school's website for a detailed copy of the school's admission arrangements for children starting school for the first time in September 2025.

Remember the closing date for applications is 15 January 2025

Ousedale Liaison Group primary school locations



Please check the schools' individual details for information on catchment areas.



Ousedale Liaison Group

Cedars Primary School

Bury Street, Newport Pagnell, Milton Keynes, MK16 0DT

The catchment area is that part of Newport Pagnell bounded on the west by M1 motorway; on north by Wolverton Road (even numbers) to a line drawn through Westbury playing field to include Park Avenue and Lakes Lane; on east by River Lovat and on south by a line drawn along Annesley Road, Broad Street and including Green Farm Road down to Marsh End Road and a line drawn across to the river, also the villages of Astwood, Chicheley, Hardmead and Lathbury

Key Facts

Type of School	Community
DfE number	8262346
Admission Authority	Milton Keynes City Council
Age range	3-11
Telephone	01908 610561
Email	office@cedars.milton-keynes.sch.uk
Website	www.cedars.milton-keynes.sch.uk
Places available in Year R for September 2025	30
Supplementary form required	No
Number of applications received for admission in September 2024	89
Places offered on national offer day 2024	All applicants offered a place
Nursery class attached to school	Yes
Special provision	None
Wraparound Care	Cedars Breakfast Club and After School Club available onsite Cedars wrap around care for Nursery aged children available onsite Please see school website for more details

Summary of oversubscription criteria

In the event that there are more applications than places available, applications will be ranked as follows:

1. Children who are looked after (LAC) and all previously looked after children (PLAC) including those children who appear (to the admission authority) to have been in state care outside of England and ceased to be in state care as a result of being adopted (IAPLAC).
2. Children eligible for the service premium¹
3. Siblings of children who are attending the school at the time allocations are made and are expected to be on roll at the school at the time of the proposed admission and the place of residence is within the catchment area of the school
4. The child's place of residence is within the catchment area of the school and there is no sibling
5. Siblings of children who are attending the school at the time allocations are made and are expected to be on roll at the school at the time of the proposed admission and the place of residence is outside of the catchment area of the school
6. Children of staff at the school where the member of staff has been employed at the school for two or more years at the time at which the application for admission to the school is made, and /or the member of staff is recruited to fill a vacant post for which there is a demonstrable skill shortage
7. "Distance" from the school to the place of residence

¹The service premium is additional funding paid annually to schools under Section 14 of the Education Act 2002 for the purposes of supporting the pastoral needs of the children of Armed Services personnel.

In the event of there being more applicants meeting any of the criteria above places will be allocated in distance order using the distance between the child's normal home address and the school's main entrance, measured in a straight line, using the council's computerised measuring system with those living closest to the school receiving the higher priority. In the unlikely event of joint oversubscription, having exhausted distance, random allocation will be used as the ultimate tie-breaker.

For applicants living in flats, the distance will be measured from the school's main entrance to the front door of the ground floor flat underneath the applicant's main residence. Where two or more pupils live at the same distance, the tie-breaker will be random allocation.

Please refer to the council's website for a detailed copy of the school's admission arrangements for children starting school for the first time in September 2025.

Green Park School

Green Park Drive, Newport Pagnell, Milton Keynes, MK16 0NH

The catchment area is the Green Park Estate and that area of Newport Pagnell bounded on the north by (but not including) Annesley Road, on the west by M1 motorway, on the east by Green Park Estate and in the south by the A422

Key Facts

Type of School	Foundation
DfE number	8262337
Admission Authority	The Governing Body
Age range	4-11
Telephone	01908 216389
Email	office@greenparksch.org.uk
Website	www.greenpark.milton-keynes.sch.uk
Places available in Year R for September 2025	45
Supplementary form required	No
Number of applications received for admission in September 2024	118
Number of places offered on national offer day 2024	45- All applicants offered up to criterion 4 (outside catchment with a sibling) and some allocated under criterion 5 (outside catchment) to a distance of 0.757 miles
Nursery class attached to school	No
Special provision	None
Wraparound Care	Breakfast club and after school club. Please see the school website for more information.

Summary of oversubscription criteria

Children who have an Education, Health and Care Plan naming Green Park School will be given priority for admission within the normal admission round.

In the event that there being greater demand for admission than there are places available, places will be allocated in the following order:

1. Children who are looked after (LAC) and all previously looked after children (PLAC) including those children who appear (to the admission authority) to have been in state care outside of England and ceased to be in state care as a result of being adopted (IAPLAC).
2. Children who live in the defined area with siblings attending the school at the time of admission.
3. Pupils living in the defined area.
4. Pupils living outside the defined area with siblings attending the school at the time of admission.
5. Pupils who live outside of the defined area.

In the event of oversubscription within any of the above categories, proximity to the school will be used as a tie-breaker. Distances will be measured in a straight line using the council's computerised measuring system with those living closest to the school receiving the higher priority

Please refer to the school's website for a detailed copy of the admission arrangements for children starting school for the first time in September 2025.

Remember the closing date for applications is 15 January 2025

Lavendon School

High Street, Lavendon, Olney, Bucks, MK46 4HA

The catchment area is Lavendon.

Key Facts

Type of School	Academy
DfE number	8262067
Admission Authority	Inspiring Futures through Learning MultiAcademy Trust (IFtL)
Age range	4-11
Telephone	01234 712680
Email	office@lavendonschool.co.uk
Website	www.lavendonschoolmk.co.uk
Places available in Year R for September 2025	20
Supplementary form required	No
Number of applications received for admission in September 2024	56
Number of places offered on national offer day 2024	All applicants offered a place
Nursery class attached to school	No
Special provision	None
Wraparound Care	Breakfast Club available onsite After School Club available onsite. Please see school website for more details.

Summary of oversubscription criteria

In the event that there are more applications than places available, applications will be ranked as follows:

1. Children who are looked after (LAC) and all previously looked after children (PLAC) including those children who appear (to the admission authority) to have been in state care outside of England and ceased to be in state care as a result of being adopted (IAPLAC).
2. Siblings of children who are attending the school at the time allocations are made and are expected to be on roll at the school at the time of the proposed admission and the place of residence is **within the catchment area** of the school
3. The child's place of residence is within the catchment area of the school and there is no sibling
4. Siblings of children who are attending the school at the time allocations are made and are expected to be on roll at the school at the time of the proposed admission and the place of residence is **outside of the catchment area** of the school
5. Children of staff at the school where the member of staff has been employed at the school for two or more years at the time at which the application for admission to the school is made, and /or the member of staff is recruited to fill a vacant post for which there is a demonstrable skill shortage
6. "Distance" from the school to the place of residence

In the event of there being more applicants meeting any of the criteria above, places will be allocated in distance order using the distance between the child's normal home address and the school's main entrance, measured in a straight line, using the council's computerised measuring system with those living closest to the school receiving the higher priority. In the unlikely event of joint oversubscription, having exhausted distance, random allocation will be used as the ultimate tie-breaker.

For applicants living in flats, the distance will be measured from the school's main entrance to the front door of the ground floor flat underneath the applicant's main residence. Where two or more pupils live at the same distance, the tie-breaker will be random allocation.

Please refer to the council's website for a detailed copy of the school's admission arrangements for children starting school for the first time in September 2025.

Newton Blossomville C of E School

Newton Blossomville, Turvey, Beds, MK43 8AL

The catchment area is Newton Blossomville, Cold Brayfield and surrounding area.

Option area: Clifton Reynes (in preference to Olney Infant Academy) but transport provided by parents.

Key Facts

Type of School	Voluntary Controlled
DfE number	8263003
Admission Authority	Milton Keynes City Council
Age range	4-7
Telephone	01234 881294
Email	office@newtonblossomvilleschool.co.uk
Website	www.newtonblossomvilleschool.org.uk
Places available in Year R for September 2025	8
Supplementary form required	No
Number of applications received for admission in September 2024	20
Places offered on national offer day 2024	All applicants offered a place
Nursery class attached to school	No
Special provision	None
Wraparound Care	Please see school website for more details.

Summary of oversubscription criteria

In the event that there are more applications than places available, applications will be ranked as follows:

1. Children who are looked after (LAC) and all previously looked after children (PLAC) including those children who appear (to the admission authority) to have been in state care outside of England and ceased to be in state care as a result of being adopted (IAPLAC).
2. Children eligible for the service premium¹
3. Siblings of children who are attending the school at the time allocations are made and are expected to be on roll at the school at the time of the proposed admission and the place of residence is within the catchment area of the school
3. The child's place of residence is within the catchment area of the school and there is no sibling
4. Siblings of children who are attending the school at the time allocations are made and are expected to be on roll at the school at the time of the proposed admission and the place of residence is outside of the catchment area of the school
5. Children of staff at the school where the member of staff has been employed at the school for two or more years at the time at which the application for admission to the school is made, and /or the member of staff is recruited to fill a vacant post for which there is a demonstrable skill shortage
6. "Distance" from the school to the place of residence

¹The service premium is additional funding paid annually to schools under Section 14 of the Education Act 2002 for the purposes of supporting the pastoral needs of the children of Armed Services personnel.

In the event of there being more applicants meeting any of the criteria above, places will be allocated in distance order using the distance between the child's normal home address and the school's main entrance, measured in a straight line, using the council's computerised measuring system with those living closest to the school receiving the higher priority. In the unlikely event of joint oversubscription, having exhausted distance, random allocation will be used as the ultimate tie-breaker.

For applicants living in flats, the distance will be measured from the school's main entrance to the front door of the ground floor flat underneath the applicant's main residence. Where two or more pupils live at the same distance, the tie-breaker will be random allocation.

Please refer to the council's website for a detailed copy of the school's admission arrangements for children starting school for the first time in September 2025.

North Crawley C of E School

North Crawley, Newport Pagnell, Bucks, MK16 9LL

The catchment area is North Crawley and Little Crawley.

Key Facts

Type of School	Voluntary Controlled
DfE number	8263004
Admission Authority	Milton Keynes City Council
Age range	4-7
Telephone	01234 391282
Email	office@northcrawleyschool.co.uk
Website	www.northcrawley.milton-keynes.sch.uk
Places available in Year R for September 2025	15
Supplementary form required	No
Number of applications received for admission in September 2024	15
Places offered on national offer day 2024	All applicants offered a place
Nursery class attached to school	No
Special provision	None
Wraparound Care	No provision

Summary of oversubscription criteria

In the event that there are more applications than places available, applications will be ranked as follows:

1. Children who are looked after (LAC) and all previously looked after children (PLAC) including those children who appear (to the admission authority) to have been in state care outside of England and ceased to be in state care as a result of being adopted (IAPLAC).
2. Children eligible for the service premium¹
3. Siblings of children who are attending the school at the time allocations are made and are expected to be on roll at the school at the time of the proposed admission and the place of residence is within the catchment area of the school
4. The child's place of residence is within the catchment area of the school and there is no sibling
5. Siblings of children who are attending the school at the time allocations are made and are expected to be on roll at the school at the time of the proposed admission and the place of residence is outside of the catchment area of the school
6. Children of staff at the school where the member of staff has been employed at the school for two or more years at the time at which the application for admission to the school is made, and /or the member of staff is recruited to fill a vacant post for which there is a demonstrable skill shortage
7. "Distance" from the school to the place of residence

¹The service premium is additional funding paid annually to schools under Section 14 of the Education Act 2002 for the purposes of supporting the pastoral needs of the children of Armed Services personnel.

In the event of there being more applicants meeting any of the criteria above, places will be allocated in distance order using the distance between the child's normal home address and the school's main entrance, measured in a straight line, using the council's computerised measuring system with those living closest to the school receiving the higher priority. In the unlikely event of joint oversubscription, having exhausted distance, random allocation will be used as the ultimate tie-breaker.

For applicants living in flats, the distance will be measured from the school's main entrance to the front door of the ground floor flat underneath the applicant's main residence. Where two or more pupils live at the same distance, the tie-breaker will be random allocation

Please refer to the council's website for a detailed copy of the school's admission arrangements for children starting school for the first time in September 2025.

Olney Infant Academy

Spinney Hill Road, Olney, Bucks, MK46 5AD

The catchment area is Clifton Reynes, Emberton, Filgrave, Olney, Petsoe, Ravenstone, Tyringham, Warrington and Weston Underwood.

Key Facts

Type of School	Academy
DfE number	8262082
Admission Authority	The Board of Academy Directors
Age range	4-7
Telephone	01234 711388
Email	admissions@olneyinfant.org
Website	www.olneyinfantschool.co.uk
Places available in Year R for September 2025	90
Supplementary form required	No
Number of applications received for admission in September 2024	98
Number of places offered on national offer day 2024	All applicants offered a place
Nursery class attached to school	No
Special provision	None
Wraparound Care	Breakfast Club available onsite After School Club available onsite Please see school website for more details

Summary of oversubscription criteria

Following the allocation of places to pupils who have an Education, Health and Care Plan which names the school as appropriate provision, when there are more applications for places than there are places available, priority will be given in the following order:

1. Children who are looked after (LAC) and all previously looked after children (PLAC) including those children who appear (to the admission authority) to have been in state care outside of England and ceased to be in state care as a result of being adopted (IAPLAC)
2. Children living in our reserved area who will have a sibling still at the school at the time of admission of the other child.
3. Children living in our reserved area who have siblings attending Olney Middle School at the time of entry of the younger child.
4. Other children living in our reserved area.
5. Children living outside the reserved area who will have a sibling still at the school at the time of admission of the other child.
6. Children living outside the reserved area who have siblings attending Olney Middle School at the time of entry of the younger child.
7. Other children living outside the reserved area.

Where there are more applications than places available, the deciding factor will be distance from the school as measured from the front door of the child's home address to the main school gate. This tie-break applies to all criteria and is measured using a straight line principle.

Please refer to the school's website for a detailed copy of the school's admission arrangements for children starting school for the first time in September 2025.

Remember the closing date for applications is 15 January 2025

Olney Middle School

Yardley Road, Olney, Bucks, MK46 5DZ

The catchment area is Clifton Reynes, Cold Brayfield, Emberton, Filgrave, Newton Blossomville, Olney, Petsoe, Ravenstone, Tyringham, Warrington and Weston Underwood.

Key Facts

Type of School	Academy
DfE number	8262281
Admission Authority	The Governing Body
Age range	7-11
Telephone	01234 711323
Email	office@olneymiddle.milton-keynes.sch.uk
Website	www.olneymiddle.milton-keynes.sch.uk
Places available in Year 3 for September 2025	108
Supplementary form required	No
Number of applications received for admission in September 2024	97
Number of places offered on national offer day 2024	All applicants offered a place
Special provision	None
Wraparound Care	Breakfast Club available onsite After School Club available onsite. Please see school website for more details.

Summary of oversubscription criteria

Where there are more applications than places, places will be allocated as follows:

1. Children who are looked after (LAC) and all previously looked after children (PLAC) including those children who appear (to the admission authority) to have been in state care outside of England and ceased to be in state care as a result of being adopted (IAPLAC).
2. Pupils who live in the defined catchment area of the school and resident in the following parishes: Clifton Reynes, Cold Brayfield, Emberton, Filgrave, Newton Blossomville, Olney, Petsoe, Ravenstone, Tyringham, Warrington, Weston Underwood.
3. Any pupil attending the school's feeder infant schools as defined within the MK LA that is: Olney Infant Academy, Newton Blossomville Infant School, Emberton School, Sherington CE School, North Crawley CE School and Stoke Goldington CE First School.
4. Siblings.
5. On medical grounds.
6. Any other children.

In any situation where the application of the above criteria results in there being more children with an equal right to admission to the school than the number of available places, the tie break will be the distance the pupil lives from the school. Pupils living closest to the school will be afforded priority.

Please refer to the school's website for a detailed copy of the school's admission arrangements for children transferring at the end of year 2 in September 2025.

Remember the closing date for applications is 15 January 2025

Portfields School

Westbury Lane, Newport Pagnell, Milton Keynes, MK16 8PS

The catchment area is the area north of and including Wolverton Road (odd numbers) and Miles Close, east of M1 motorway, west of Westbury playing fields.

Key Facts

Type of School	Foundation
DfE number	8262002
Admission Authority	The Governing Body
Age range	4-11
Telephone	01908 616060
Email	admin@portfields.org
Website	www.portfieldsprimaryschool.org
Places available in Year R for September 2025	100
Supplementary form required	No
Number of applications received for admission in September 2024	131
Places offered on national offer day 2024	All applicants offered a place
Nursery class attached to school	No
Special provision	None
Wraparound Care	Breakfast Club available onsite After School Club available onsite Please see school website for more details

Summary of oversubscription criteria

Where there are more applications than places, places will be allocated as follows:

1. Looked after children (LAC), previously looked after children (PLAC) and internationally adopted previously looked after children (IAPLAC).
2. Pupils living in the defined area with siblings attending the school at time of admission.
3. Pupils living in the defined area.
4. Pupils living outside the defined area with siblings attending the school at time of admission.
5. Pupils who live outside the defined area.

In the event of oversubscription within any of the above categories proximity to the school will be used as the tiebreaker. Distances will be measured in a straight line using

Please refer to the school's website for a detailed copy of the school's admission arrangements for children starting school for the first time in September 2025

Remember the closing date for applications is 15 January 2025

Sherington CE School

School Lane, Sherington, Bucks, MK16 9NF

The catchment area is Sherington Village.

Key Facts

Type of School	Voluntary Controlled
DfE number	8263005
Admission Authority	Milton Keynes City Council
Age range	4-7
Telephone	01908 218247
Email	office@sheringtonschool.co.uk
Website	www.sheringtonceschool.co.uk
Places available in Year R for September 2025	10
Supplementary form required	No
Number of applications received for admission in September 2024	29
Places offered on national offer day 2024	All applicants offered a place
Nursery class attached to school	No
Special provision	None
Wraparound Care	None

Summary of oversubscription criteria

In the event that there are more applications than places available, applications will be ranked as follows:

1. Children who are looked after (LAC) and all previously looked after children (PLAC) including those children who appear (to the admission authority) to have been in state care outside of England and ceased to be in state care as a result of being adopted (IAPLAC).
2. Children eligible for the service premium¹
3. Siblings of children who are attending the school at the time allocations are made and are expected to be on roll at the school at the time of the proposed admission and the place of residence is within the catchment area of the school
4. The child's place of residence is within the catchment area of the school and there is no sibling
5. Siblings of children who are attending the school at the time allocations are made and are expected to be on roll at the school at the time of the proposed admission and the place of residence is outside of the catchment area of the school
6. Children of staff at the school where the member of staff has been employed at the school for two or more years at the time at which the application for admission to the school is made, and /or the member of staff is recruited to fill a vacant post for which there is a demonstrable skill shortage
7. "Distance" from the school to the place of residence

¹The service premium is additional funding paid annually to schools under Section 14 of the Education Act 2002 for the purposes of supporting the pastoral needs of the children of Armed Services personnel.

In the event of there being more applicants meeting any of the criteria above, places will be allocated in distance order using the distance between the child's normal home address and the school's main entrance, measured in a straight line, using the council's computerised measuring system with those living closest to the school receiving the higher priority. In the unlikely event of joint oversubscription, having exhausted distance, random allocation will be used as the ultimate tie-breaker.

For applicants living in flats, the distance will be measured from the school's main entrance to the front door of the ground floor flat underneath the applicant's main residence. Where two or more pupils live at the same distance, the tie-breaker will be random allocation.

Please refer to the council's website for a detailed copy of the school's admission arrangements for children starting school for the first time in September 2025.

Stoke Goldington CE First School

Stoke Goldington, Bucks, MK16 8NP

The catchment area is Gayhurst and Stoke Goldington.

Key Facts

Type of School	Voluntary Controlled
DfE number	8263006
Admission Authority	Milton Keynes City Council
Age range	4-7
Telephone	01908 551253
Email	office@stokegoldingtonschool.co.uk
Website	www.stokegoldington.milton-keynes.sch.uk
Places available in Year R for September 2025	10
Supplementary form required	No
Number of applications received for admission in September 2024	21
Places offered on national offer day 2024	All applicants offered a place
Nursery class attached to school	No
Special provision	None
Wraparound Care	No provision

Summary of oversubscription criteria

In the event that there are more applications than places available, applications will be ranked as follows:

1. Children who are looked after (LAC) and all previously looked after children (PLAC) including those children who appear (to the admission authority) to have been in state care outside of England and ceased to be in state care as a result of being adopted (IAPLAC).
2. Children eligible for the service premium¹
3. Siblings of children who are attending the school at the time allocations are made and are expected to be on roll at the school at the time of the proposed admission and the place of residence is within the catchment area of the school
4. The child's place of residence is within the catchment area of the school and there is no sibling
5. Siblings of children who are attending the school at the time allocations are made and are expected to be on roll at the school at the time of the proposed admission and the place of residence is outside of the catchment area of the school
6. Children of staff at the school where the member of staff has been employed at the school for two or more years at the time at which the application for admission to the school is made, and /or the member of staff is recruited to fill a vacant post for which there is a demonstrable skill shortage
7. "Distance" from the school to the place of residence

¹The service premium is additional funding paid annually to schools under Section 14 of the Education Act 2002 for the purposes of supporting the pastoral needs of the children of Armed Services personnel.

In the event of there being more applicants meeting any of the criteria above, places will be allocated in distance order using the distance between the child's normal home address and the school's main entrance, measured in a straight line, using the council's computerised measuring system with those living closest to the school receiving the higher priority. In the unlikely event of joint oversubscription, having exhausted distance, random allocation will be used as the ultimate tie-breaker.

For applicants living in flats, the distance will be measured from the school's main entrance to the front door of the ground floor flat underneath the applicant's main residence. Where two or more pupils live at the same distance, the tie-breaker will be random allocation.

Please refer to the council's website for a detailed copy of the school's admission arrangements for children starting school for the first time in September 2025.

Tickford Park Primary School

Avon Close, Newport Pagnell, Milton Keynes, MK16 9DH

The catchment area is Newport Pagnell east of the River Ousel/Lovat, bounded on the west by Marsh End Road and the village of Moulsoe.

For pupils transferring at the end of year 2, the villages of North Crawley, Sherington, Stoke Goldington and Gayhurst.

Key Facts

Type of School	Foundation
DfE number	8263389
Admission Authority	The Governing Body
Age range	4-11
Telephone	01908 610431
Email	office@tickfordpark.org.uk
Website	www.tickfordpark.uk
Places available in Year R for September 2025	50
Places available in Year 3 for September 2025	16
Supplementary form required	No
Number of applications received for admission in September 2024 for Year R	89
Number of applications received for admission in September 2024 for Year 3	23
Places offered on national offer day 2024	YR - All applicants offered a place plus additional children not allocated a preferred school Y3 - All applicants offered a place
Nursery class attached to school	No
Special provision	None
Wraparound Care	Breakfast Club available onsite After School Club available onsite. Please see school website for more details.

Summary of oversubscription criteria

Children with an Education, Health and Care Plan (EHC) naming Tickford Park School will be given priority for admission within the normal admission round.

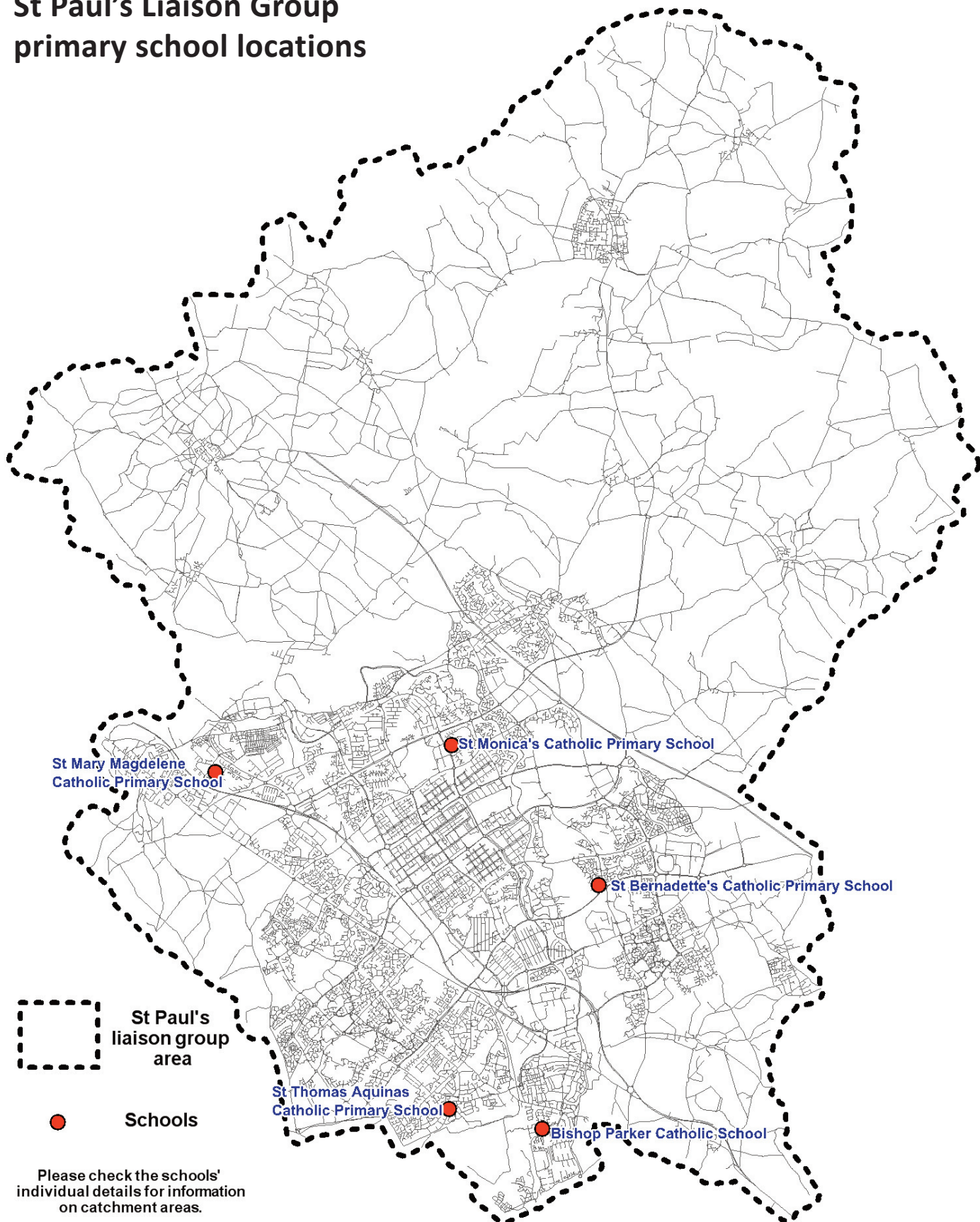
In the event of there being greater demand for admission than there are places available, places will be allocated in the following priority order:

1. Children who are looked after (LAC) and all previously looked after children (PLAC) including those children who appear (to the admission authority) to have been in state care outside of England and ceased to be in state care as a result of being adopted (IAPLAC).
2. Children who live in the defined area normally served by the school and who have a sibling who will be in attendance at the time of admission. Proof of residence may be required.
3. Children of staff at the school. Where a member of staff has been employed at the school for two or more years at the time at which the application for admission to the school is made, and/or the member of staff is recruited to fill a vacant post for which there is a demonstrable skill shortage.
4. Children who live in the defined area.
5. Children who live outside the defined area and have a sibling on roll at the time of admission.
6. Children who live outside the defined area of the school

In the event of there being more applicants meeting any of the criteria above, places will be allocated in distance order using the distance between the child's normal home address and the school's main entrance, measured in a straight line using the council's computerised measuring system with those living closest to the school receiving the higher priority.

Please refer to the school's website for a detailed copy of the school's admission arrangements for children starting school for the first time or transferring from an infant school at the end of year 2 in September 2025.

St Paul's Liaison Group primary school locations



St Paul's Liaison Group

Bishop Parker Catholic School

Barton Road, Bletchley, Milton Keynes, MK2 3BT

Key Facts

Type of School	Voluntary Aided
DfE number	8263377
Admission Authority	The Governing Body
Age range	2-11
Telephone	01908 372129
Email	office@bishopparker.co.uk
Website	www.bishopparker.co.uk
Places available in Year R for September 2025	30
Supplementary form required	Optional
Number of applications received for admission in September 2024	28
Places offered on national offer day 2024	All applicants offered a place
Nursery class attached to school	Yes
Special provision	None
Wraparound Care	Breakfast and After School clubs available on site. Please see school website for more details

Summary of oversubscription criteria

Children who have an Education, Health and Care Plan naming Bishop Parker Catholic School will be given priority for admission. In the case of oversubscription the Governors will give priority to children in the following order:

1. Children who are looked after (LAC) and all previously looked after children (PLAC) including those children who appear (to the admission authority) to have been in state care outside of England and ceased to be in state care as a result of being adopted (IAPLAC).
2. Baptised Catholic children of Catholic teachers (for which there is a demonstrable skill shortage) appointed by the Governors to permanent positions at Bishop Parker Catholic School for two years or more years at the time at which the application is made. A Certificate of Catholic practice from their Parish Priest will be required.
3. Baptised Catholic children attending Mass in the Parish of St Thomas Aquinas and All Saints, Bletchley, who have a Certificate of Catholic practice from the Parish Priest.
4. Baptised Catholic children who attend Mass in a Parish other than St Thomas Aquinas and All Saints, Bletchley, with a Certificate of Catholic practice from their Parish Priest.
5. Other baptised Catholic children who have attended Bishop Parker Nursery.
6. Other baptised Catholic children.
7. Children of families who have attended Bishop Parker Nursery who are fully supportive of the Catholic ethos of Bishop Parker Catholic School.
8. Children from committed Christian families, with a reference from a minister of religion.
9. Any other applicants who are fully supportive of the Catholic ethos of Bishop Parker Catholic School

In the event of oversubscription in any of the above criteria, places will be allocated using tie-breakers in the following order:

- a. Siblings of children who are attending the school at the admissions date for the child involved.
- b. Distance from the child's normal home to the school as measured by the shortest, safest available route from the front door of the child's normal home to the school's nearest entrance gate, using the Milton Keynes Geographical Information System, with those living closer to the school receiving the greater priority.

Please refer to the school's website for a detailed copy of the school's admission arrangements for children starting school for the first time in September 2025.

St Bernadette's Catholic Primary School

Tewkesbury Lane, Monkston Park, Milton Keynes, MK10 9PH

Key Facts

Type of School	Voluntary Aided
DfE number	8263383
Admission Authority	The Governing Body
Age range	4-11
Telephone	01908 692438
Email	office@stbernadettesschool.com
Website	www.stbernadettesschool.com
Places available in Year R for September 2025	60
Supplementary form required	Yes
Number of applications received for admission in September 2024	85
Places offered on national offer day 2024	All applicants offered a place
Nursery class attached to school	Yes
Special provision	None
Wraparound Care	Breakfast Club available onsite After School Club available onsite Please see school website for more details

Summary of oversubscription criteria

Places will be offered to children who have a statement of special educational needs or Education, Health and Care Plan which names St Bernadette's as the preferred school. Thereafter, the Governing Board will consider all applications according to the criteria set out below without reference to the ability or aptitude of the child. In case of oversubscription the Governors will give priority to children in the following order:

- Catholic children in care and Catholic children who have previously been in care. (see notes 2&3)
- Baptised Catholic children from the parishes of Our Lady of Lourdes and Christ the King in Milton Keynes and St Mary's, Woburn Sands.(See note 3)
- Baptised Catholic children from other parishes (See note 3)
- Other children in care and other children who have previously been in care. (see notes 2)
- Children with a sibling in the school at the likely time of admission.
- Children of school staff.
- Children who have attended St. Bernadette's School Nursery.
- Children from other Christian denominations whose parents are in sympathy with the ethos of the school and wish them to receive a Catholic education and whose application is supported by a letter from their priest or minister of religion on Church headed paper with the Church stamp/seal. .
- Children from other faith backgrounds whose parents are in sympathy with the ethos of the school and wish them to receive a Catholic education and whose application is supported by their minister of religion on Church headed paper with the Church stamp/seal
- Any other children whose parents wish their child to receive a Catholic education.

Within each of the categories listed above, the following provisions will be applied in the following order.

- Where evidence is provided at the time of application of an exceptional social, medical or pastoral need of the child which can most appropriately be met at this school, the application will be placed at the top of the category in which the application is made. (see note 6)
- Siblings of children already in the school at the likely time of admission. (see note 4).
- Random allocation by lottery under the independent supervision of a member of Milton Keynes Council Staff once the admission number of 60 has been reached. This will be within each particular category

Please refer to the school's website for a detailed copy of the admission arrangements for children starting school for the first time in September 2025. School Admissions | St Bernadette's C P School (stbernadettesschool.com)

St Mary Magdalene Catholic Primary School

Ardwell Lane, Greenleys, Milton Keynes, MK12 6AY

Key Facts

Type of School	Voluntary Aided
DfE number	8263379
Admission Authority	The Governing Body
Age range	3-11
Telephone	01908 321746
Email	office@stmarymagdalene.milton-keynes.sch.uk
Website	www.stmarymagdalenemk.co.uk
Places available in Year R for September 2025	50
Supplementary form required	Yes
Number of applications received for admission in September 2024	67
Places offered on national offer day 2024	All applicants offered a place plus additional children not allocated a preferred school
Nursery class attached to school	Yes
Special provision	None
Wraparound Care	Breakfast Club available onsite After School Club available onsite. Please see school website for more details.

Summary of oversubscription criteria

The admission of pupils with an Education, Health and Care Plan naming St Mary Magdalene Catholic Primary School will be given priority for admission within the normal admission round for children starting school for the first time.

In the case of oversubscription the Governors will give priority to children in the following order:

1. Catholic looked after and previously looked after children (see notes 2&3)
2. Other looked after and previously looked after children (see note 2)
3. Catholic children with a Certificate of Catholic practice who are resident in the parishes of St Mary Magdalene, St Francis de Sales and St Edward the Confessor (see notes 3,4 & 8) who have a brother or sister (see note 5) attending St Mary Magdalene Catholic Primary School at the time of admission
4. Catholic children with a Certificate of Catholic practice who are resident in the parishes of St Mary Magdalene, St Francis de Sales and St Edward the Confessor
5. Catholic children with a Certificate of Catholic practice who are resident in other parishes in Milton Keynes
6. Other Catholic children (see note 3)
7. Any other Christian children
8. Other children

Within each of the categories listed above, the following provisions will be applied in the following order:

- i. Where evidence is provided at the time of application of an exceptional social, medical or pastoral need of the child which can most appropriately be met at this school, the application will be placed at the top of the category in which the application is made (see note 7)
- ii. The attendance of a brother or sister at the school at the time of enrolment will increase the priority of an application within each category so that the application will be placed at the top of the category in which the application is made after children in (i) above (see note 5).

Please refer to the school's website for a detailed copy of the school's admission arrangements for children starting school for the first time in September 2025.

St Monica's Catholic Primary School

Currier Drive, Neath Hill, Milton Keynes, MK14 6HB

Key Facts

Type of School	Voluntary Aided
DfE number	8263378
Admission Authority	The Governing Body
Age range	4 -11
Telephone	01908 606966
Email	stmonicas@st-monicas.co.uk
Website	www.st-monicas.co.uk
Places available in Year R for September 2025	60
Supplementary form required	Yes
Number of applications received for admission in September 2024	69
Places offered on national offer day 2024	All applicants offered a place
Nursery class attached to school	Yes
Special provision	None
Wraparound Care	Breakfast Club available onsite After School Club available onsite Please see school website for more details

Summary of oversubscription criteria

Children who have an Education, Health and Care Plan naming St Monica's Catholic Primary School will be given priority for admission within the normal admission round for children starting school for the first time. Children requiring admission to other year groups and who have a statement of Special Educational Needs will also be given priority for admission.

In the case of oversubscription the Governors will give priority to children in the following order:

- Catholic looked after children, previously looked after Catholic children or Catholic children who appear to have been in state care outside of England and ceased to be in state care as a result of being adopted.
- Looked after children, previously looked after children or children who appear to have been in state care outside of England and ceased to be in state care as a result of being adopted.
- Baptised Catholic children of practising families from the parishes of St. Augustine's, Heelands and St. Bede's, Newport Pagnell, and whose application is supported by their parish priest or the priest where they worship.
- Baptised Catholic children of practising families from other parishes whose application is supported by a priest
- Other Catholic children.
- Children from other Christian* (see definition of other Christian) denominations whose parents wish them to receive a Christian education.
- Children from other faith backgrounds whose parents are prepared to support the ethos of the school (see below) and whose application is supported by their minister of religion.
- Children whose parents want them to receive a Catholic education.

For admissions into our school in September 2022, 2023 and 2024, all applicants to our school were successful.

Within each category places will be allocated in the following order:

- Children with a sibling who will be attending the school at the time of admittance. A sibling is a brother or sister, which for admission purposes means brothers and sisters of whole or half blood or any other children (including an adopted child) who permanently resides at the same address and for whom the parent also has parental responsibility.

In cases where there is one remaining place available and the next child on the waiting list is one of a twin, triplet or other multiple birth groups, the following will apply:

Both twins would be admitted (or all the siblings in the case of multiple births) even if this goes above the admission number for the school

2. Distance will be measured by the shortest walking route from the child's home to the main entrance of the school using the Local Authorities computerised and measuring system with those living closer to the school receiving the higher priority.

With regard to supporting the Catholic ethos of the school as mentioned above, we expect that all parents will give their full, unreserved and positive support for the aims and ethos of the school. This does not affect the right of an applicant who is not Catholic to apply for and be admitted to a place at the school in accordance with the admission arrangements.

***Definition of other Christian:-**

All members of Churches Together in England and CYTŪN are deemed to be included in the above definition, as are all other churches and ecclesial communities that are in membership of any local Churches Together Group (by whatever title) on the above basis.

Please refer to the school's website for a detailed copy of the school's admission arrangements for children starting school for the first time in September 2025.

Remember the closing date for applications is 15 January 2025

St Thomas Aquinas Catholic Primary School

St Mary's Avenue, Bletchley, Milton Keynes, MK3 5DT

Key Facts

Type of School	Voluntary Aided
DfE number	8263369
Admission Authority	The Governing Body
Age range	4-11
Telephone	01908 373977
Email	office@st-thomasaquinas.co.uk
Website	www.st-thomasaquinas.co.uk
Places available in Year R for September 2025	30
Supplementary form required	Yes
Number of applications received for admission in September 2024	59
Number of places offered on national offer day 2024	All applicants offered a place
Nursery class attached to school	No
Special provision	None
Wraparound Care	Breakfast Club available onsite (Independently run) After School Club available onsite (Independently run) Please see school website for more details

Summary of oversubscription criteria

The Governing Body will consider all applications according to the criteria set out below without reference to the ability or aptitude of the child.

In case of oversubscription the Governors will give priority to children in the following order:-

1. Children who are looked after (LAC) and all previously looked after children (PLAC) including those children who appear (to the admission authority) to have been in state care outside of England and ceased to be in state care as a result of being adopted (IAPLAC).
2. Baptised Catholic children of Catholic teachers (for which there is a demonstrable skills shortage) appointed by the Governors to permanent positions at St Thomas Aquinas School for two or more years at the time the application is made. A Certificate of Catholic Practice will also be required.
3. Baptised Catholic children attending Mass in the parish of St Thomas Aquinas & All Saints, Bletchley, who have a Certificate of Catholic Practice from their Parish Priest.
4. Baptised Catholic children who attend Mass in a parish other than St Thomas Aquinas & All Saints, Bletchley, with a Certificate of Catholic Practice from their Parish Priest.
5. Other baptised Catholic children.
6. Children from committed Christian families, with a reference from a minister of religion.
7. Children whose families are supportive of the Catholic ethos of St Thomas Aquinas Catholic School.

In the event of over-subscription in any of the above criteria, places will be allocated using tie-breakers in the following order:-

- a. Siblings of children who are attending the school at the admissions date for the child involved.
- b. Distance from the child's normal home to the school as measured by the shortest, safest available route from the front door of the child's normal home to the school's nearest entrance gate, using the Milton Keynes Geographical Information System, with those living closer to the school receiving the greater priority.

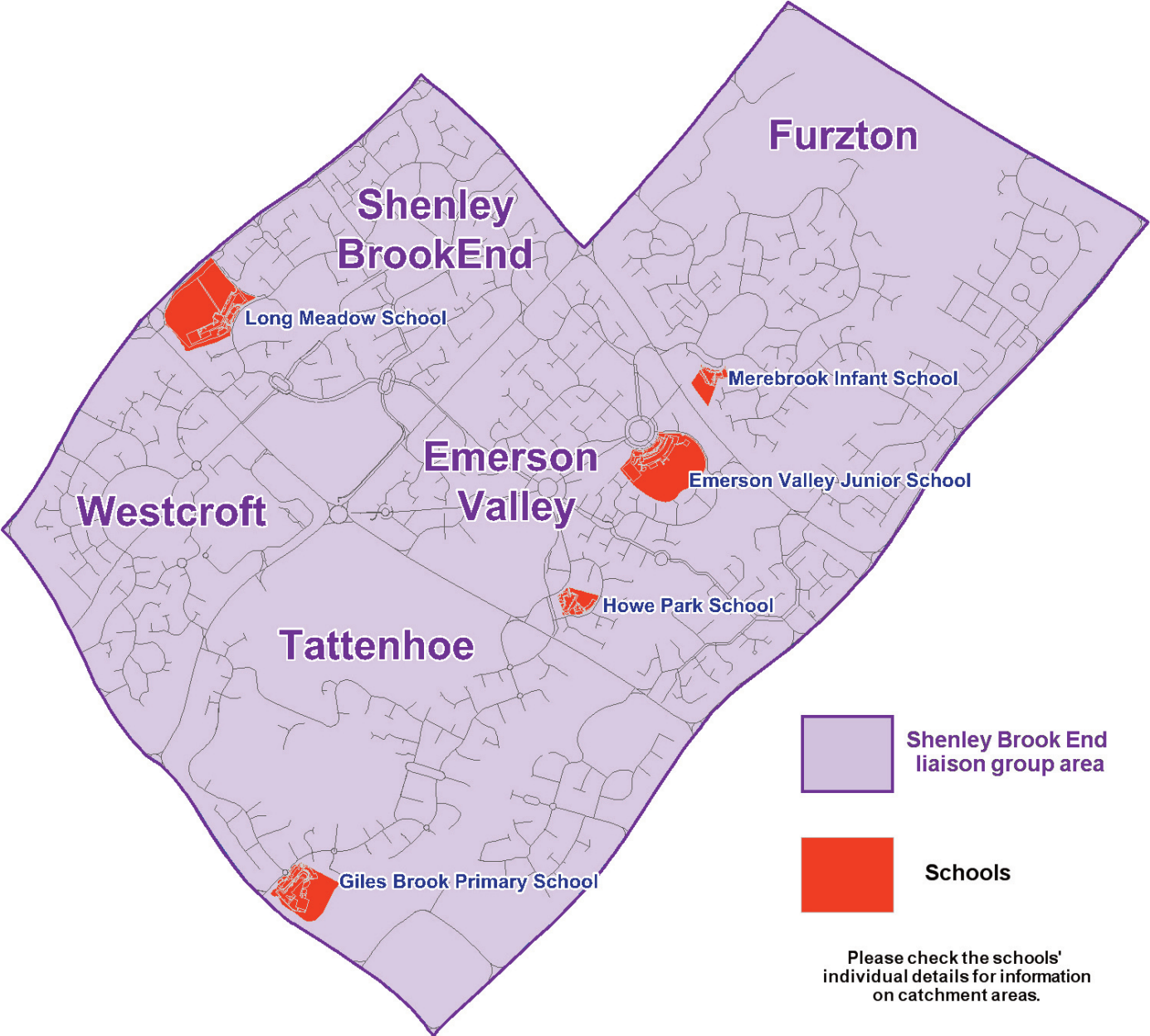
Multiple Births

In cases where there is one remaining place available and the next child on the waiting list is one of a twin; triplet or other multiple birth groups, both twins would be admitted (or all siblings in the case of multiple births) even if this goes above the admission number for the school, or takes any class above the threshold of 30, in line with infant class size legislation.

Please refer to the school's website for a detailed copy of the school's admission arrangements for children starting school for the first time in September 2025.

Remember the closing date for applications is 15 January 2025

Shenley Brook End Liaison Group primary school locations



Shenley Brook End Liaison Group

Emerson Valley Junior School

Hodder Lane, Chipping Vale, Emerson Valley, Milton Keynes, MK4 2LR

The catchment area is Emerson Valley and Furzton.

The south east corner of Furzton is shared between Cold Harbour CE School and Merebrook/Emerson Valley Schools.

Key Facts

Type of School	Community
DfE number	8262353
Admission Authority	Milton Keynes CityCouncil
Age range	7-11
Telephone	01908 507914
Email	office@emersonvalley.org.uk
Website	www.emersonvalley.org.uk
Places available in Year 3 for September 2025	120
Supplementary form required	No
Number of applications received for admission in September 2024	154
Places offered on national offer day 2024	All applicants offered a place
Nursery class attached to school	No
Special provision	None
Wraparound Care	Breakfast Club 7.45am - 8.40am After School Club 3.25pm - 6.00pm

Summary of oversubscription criteria

In the event that there are more applications than places available, applications will be ranked as follows:

1. Children who are looked after (LAC) and all previously looked after children (PLAC) including those children who appear (to the admission authority) to have been in state care outside of England and ceased to be in state care as a result of being adopted (IAPLAC).
2. Children eligible for the service premium¹
3. Siblings of children who are attending the school at the time allocations are made and are expected to be on roll at the school at the time of the proposed admission and the place of residence is within the catchment area of the school
4. The child's place of residence is within the catchment area of the school and there is no sibling
5. Siblings of children who are attending the school at the time allocations are made and are expected to be on roll at the school at the time of the proposed admission and the place of residence is outside of the catchment area of the school
6. Children of staff at the school where the member of staff has been employed at the school for two or more years at the time at which the application for admission to the school is made, and /or the member of staff is recruited to fill a vacant post for which there is a demonstrable skill shortage
7. "Distance" from the school to the place of residence

¹The service premium is additional funding paid annually to schools under Section 14 of the Education Act 2002 for the purposes of supporting the pastoral needs of the children of Armed Services personnel.

In the event of there being more applicants meeting any of the criteria above, places will be allocated in distance order using the distance between the child's normal home address and the school's main entrance, measured in a straight line, using the council's computerised measuring system with those living closest to the school receiving the higher priority. In the unlikely event of joint oversubscription, having exhausted distance, random allocation will be used as the ultimate tie-breaker.

For applicants living in flats, the distance will be measured from the school's main entrance to the front door of the ground floor flat underneath the applicant's main residence. Where two or more pupils live at the same distance, the tie-breaker will be random allocation.

Please refer to the council's website for a detailed copy of the admission arrangements for children starting school for the first time in September 2025.

Remember the closing date for applications is 15 January 2025

Giles Brook Primary School

Holborn Crescent, Tattenhoe, Milton Keynes, MK4 3GB

The catchment area is Tattenhoe.

Area of Tattenhoe also shared with Priory Rise School.

Key Facts

Type of School	Community
DfE number	8263376
Admission Authority	Milton Keynes City Council
Age range	4-11
Telephone	01908 507627
Email	office@gilesbrook.co.uk
Website	www.gilesbrook.co.uk
Places available in Year R for September 2025	60
Supplementary form required	No
Number of applications received for admission in September 2024	156
Places offered on national offer day 2024	All applicants offered a place
Nursery class attached to school	Yes
Special provision	None
Wraparound Care	Breakfast club available on site After school club available. Please see school website for more details.

Summary of oversubscription criteria

In the event that there are more applications than places available, applications will be ranked as follows:

1. Children who are looked after (LAC) and all previously looked after children (PLAC) including those children who appear (to the admission authority) to have been in state care outside of England and ceased to be in state care as a result of being adopted (IAPLAC).
2. Children eligible for the service premium¹
3. Siblings of children who are attending the school at the time allocations are made and are expected to be on roll at the school at the time of the proposed admission and the place of residence is within the catchment area of the school
4. The child's place of residence is within the catchment area of the school and there is no sibling
5. Siblings of children who are attending the school at the time allocations are made and are expected to be on roll at the school at the time of the proposed admission and the place of residence is outside of the catchment area of the school
6. Children of staff at the school where the member of staff has been employed at the school for two or more years at the time at which the application for admission to the school is made, and /or the member of staff is recruited to fill a vacant post for which there is a demonstrable skill shortage.
7. "Distance" from the school to the place of residence

¹The service premium is additional funding paid annually to schools under Section 14 of the Education Act 2002 for the purposes of supporting the pastoral needs of the children of Armed Services personnel.

In the event of there being more applicants meeting any of the criteria above, places will be allocated in distance order using the distance between the child's normal home address and the school's main entrance, measured in a straight line, using the council's computerised measuring system with those living closest to the school receiving the higher priority. In the unlikely event of joint oversubscription, having exhausted distance, random allocation will be used as the ultimate tie-breaker.

For applicants living in flats, the distance will be measured from the school's main entrance to the front door of the ground floor flat underneath the applicant's main residence. Where two or more pupils live at the same distance, the tie-breaker will be random allocation.

Please refer to the council's website for a detailed copy of the admission arrangements for children starting school for the first time in September 2025.

Howe Park School

Bowland Drive, Emerson Valley, Milton Keynes, MK4 2SH

The catchment area is Emerson Valley not including the roads listed below.

The following roads on Emerson Valley are in catchment for Merebrook Infant School and not Howe Park School:

Alstonefield, Archford Croft, Banktop Place, Beresford Close, Burholme, Cardwell Close, Coldeaton Lane (even numbers), Chipping Vale (numbers 2-6 and 1-9), Crosslow Bank, Edstone Place, Fadmoor Place, Gillamore Close, Gratton Court, Hawkshead Drive, Hodder Lane, Pickering Drive (numbers 14-26 and 13-35), Rusland Circus (between the junctions of Hodder Lane and Pickering Drive), Ryton Place, Staple Oak and Wolfscote Lane.

Key Facts

Type of School	Community
DfE number	8262006
Admission Authority	Milton Keynes City Council
Age range	4-7
Telephone	01908 526294
Email	admin@howeparkschool.co.uk
Website	www.howeparkschool.co.uk
Places available in Year R for September 2025	60
Supplementary form required	No
Number of applications received for admission in September 2024	134
Number of places offered on national offer day 2024	All applicants offered a place
Nursery class attached to school	Yes
Special provision	None
Wraparound Care	Breakfast and After School Club

Summary of oversubscription criteria

In the event that there are more applications than places available, applications will be ranked as follows:

1. Children who are looked after (LAC) and all previously looked after children (PLAC) including those children who appear (to the admission authority) to have been in state care outside of England and ceased to be in state care as a result of being adopted (IAPLAC).
2. Children eligible for the service premium¹
3. Siblings of children who are attending the school at the time allocations are made and are expected to be on roll at the school at the time of the proposed admission and the place of residence is **within the catchment area** of the school.
4. The child's place of residence is within the catchment area of the school and there is no sibling
5. Siblings of children who are attending the school at the time allocations are made and are expected to be on roll at the school at the time of the proposed admission and the place of residence is **outside of the catchment area** of the school.
6. Children of staff at the school where the member of staff has been employed at the school for two or more years at the time at which the application for admission to the school is made, and /or the member of staff is recruited to fill a vacant post for which there is a demonstrable skill shortage.
7. "Distance" from the school to the place of residence.

¹The service premium is additional funding paid annually to schools under Section 14 of the Education Act 2002 for the purposes of supporting the pastoral needs of the children of Armed Services personnel.

In the event of there being more applicants meeting any of the criteria above, places will be allocated in distance order using the distance between the child's normal home address and the school's main entrance, measured in a straight line, using the council's computerised measuring system with those living closest to the school receiving the higher priority. In the unlikely event of joint oversubscription, having exhausted distance, random allocation will be used as the ultimate tie-breaker.

For applicants living in flats, the distance will be measured from the school's main entrance to the front door of the ground floor flat underneath the applicant's main residence. Where two or more pupils live at the same distance, the tie-breaker will be random allocation.

Please refer to the council's website for a detailed copy of the admission arrangements for children starting school for the first time in September 2025.

Long Meadow School

Garthwaite Crescent, Shenley Brook End, Milton Keynes, MK5 7XX

The catchment area is Shenley Brook End (not including the area to the east) and Westcroft.

The following roads on Shenley Brook End are in catchment for Caroline Haslett Primary School not Long Meadow School:

Bradford Gardens, Bremen Grove, Burdeleys Lane, Chalwell Ridge, Charbray Crescent, Chartley Court, Chillingham Court, Cressey Avenue, Curtis Croft, Dorking Place, Egerton Gate (east of Chillingham Court), Gayal Croft, Orpington Grove and Rosecomb Place.

Key Facts

Type of School	Community
DfE number	8262007
Admission Authority	Milton Keynes City Council
Age range	4-11
Telephone	01908 508678
Email	office@longmeadow.milton-keynes.sch.uk
Website	www.longmeadow.milton-keynes.sch.uk
Places available in Year R for September 2025	60
Supplementary form required	No
Number of applications received for admission in September 2024	145
Places offered on national offer day 2024	All applicants offered a place
Nursery class attached to school	No
Special provision	None
Wraparound Care	Breakfast Club available onsite After School Club available onsite Please see school website for more details

Summary of oversubscription criteria

In the event that there are more applications than places available, applications will be ranked as follows:

1. Children who are looked after (LAC) and all previously looked after children (PLAC) including those children who appear (to the admission authority) to have been in state care outside of England and ceased to be in state care as a result of being adopted (IAPLAC).
2. Children eligible for the service premium¹
3. Siblings of children who are attending the school at the time allocations are made and are expected to be on roll at the school at the time of the proposed admission and the place of residence is within the catchment area of the school
4. The child's place of residence is **within the catchment area** of the school and there is no sibling
5. Siblings of children who are attending the school at the time allocations are made and are expected to be on roll at the school at the time of the proposed admission and the place of residence is **outside of the catchment area** of the school
6. Children of staff at the school where the member of staff has been employed at the school for two or more years at the time at which the application for admission to the school is made, and /or the member of staff is recruited to fill a vacant post for which there is a demonstrable skill shortage
7. "Distance" from the school to the place of residence

¹The service premium is additional funding paid annually to schools under Section 14 of the Education Act 2002 for the purposes of supporting the pastoral needs of the children of Armed Services personnel.

In the event of there being more applicants meeting any of the criteria above, places will be allocated in distance order using the distance between the child's normal home address and the school's main entrance, measured in a straight line, using the council's computerised measuring system with those living closest to the school receiving the higher priority. In the unlikely event of joint oversubscription, having exhausted distance, random allocation will be used as the ultimate tie-breaker.

For applicants living in flats, the distance will be measured from the school's main entrance to the front door of the ground floor flat underneath the applicant's main residence. Where two or more pupils live at the same distance, the tie-breaker will be random allocation

Please refer to the council's website for a detailed copy of the admission arrangements for children starting school for the first time in September 2025.

Merebrook Infant School

Dulverton Drive, Furzton, Milton Keynes, MK4 1EZ

The catchment area is Furzton and the following roads on Emerson Valley:

Alstonefield, Archford Croft, Banktop Place, Beresford Close, Burholme, Carwell Close, Coldeaton Lane (even numbers), Chipping Vale (numbers 26 and 19), Crosslow Bank, Edstone Place, Fadmoor Place, Gillamore Close, Gratton Court, Hawkshead Drive, Hodder Lane, Pickering Drive (numbers 14-26 and 13-35), Rusland Circus (between the junctions of Hodder Lane and Pickering Drive), Ryton Place, Staple Oak and Wolfscote Lane.

Key Facts

Type of School	Community
DfE number	8262001
Admission Authority	Milton Keynes City Council
Age range	4-7
Telephone	01908 522876
Email	office@merebrookschoool.co.uk
Website	www.merebrookschoool.co.uk
Places available in Year R for September 2025	60
Supplementary form required	No
Number of applications received for admission in September 2024	79
Places offered on national offer day 2024	All applicants offered a place
Nursery class attached to school	No
Special provision	None
Wraparound Care	Breakfast Club available onsite After School Club available onsite Please see school website for more details

Summary of oversubscription criteria

In the event that there are more applications than places available, applications will be ranked as follows:

1. Children who are looked after (LAC) and all previously looked after children (PLAC) including those children who appear (to the admission authority) to have been in state care outside of England and ceased to be in state care as a result of being adopted (IAPLAC).
2. Children eligible for the service premium¹
3. Siblings of children who are attending the school at the time allocations are made and are expected to be on roll at the school at the time of the proposed admission and the place of residence is within the catchment area of the school
4. The child's place of residence is within the catchment area of the school and there is no sibling
5. Siblings of children who are attending the school at the time allocations are made and are expected to be on roll at the school at the time of the proposed admission and the place of residence is outside of the catchment area of the school
6. Children of staff at the school where the member of staff has been employed at the school for two or more years at the time at which the application for admission to the school is made, and /or the member of staff is recruited to fill a vacant post for which there is a demonstrable skill shortage
7. "Distance" from the school to the place of residence

¹The service premium is additional funding paid annually to schools under Section 14 of the Education Act 2002 for the purposes of supporting the pastoral needs of the children of Armed Services personnel.

In the event of there being more applicants meeting any of the criteria above, places will be allocated in distance order using the distance between the child's normal home address and the school's main entrance, measured in a straight line, using the council's computerised measuring system with those living closest to the school receiving the higher priority. In the unlikely event of joint oversubscription, having exhausted distance, random allocation will be used as the ultimate tie-breaker.

For applicants living in flats, the distance will be measured from the school's main entrance to the front door of the ground floor flat underneath the applicant's main residence. Where two or more pupils live at the same distance, the tie-breaker will be random allocation.

Please refer to the council's website for a detailed copy of the admission arrangements for children starting school for the first time in September 2025.

Sir Herbert Leon Liaison Group primary school locations

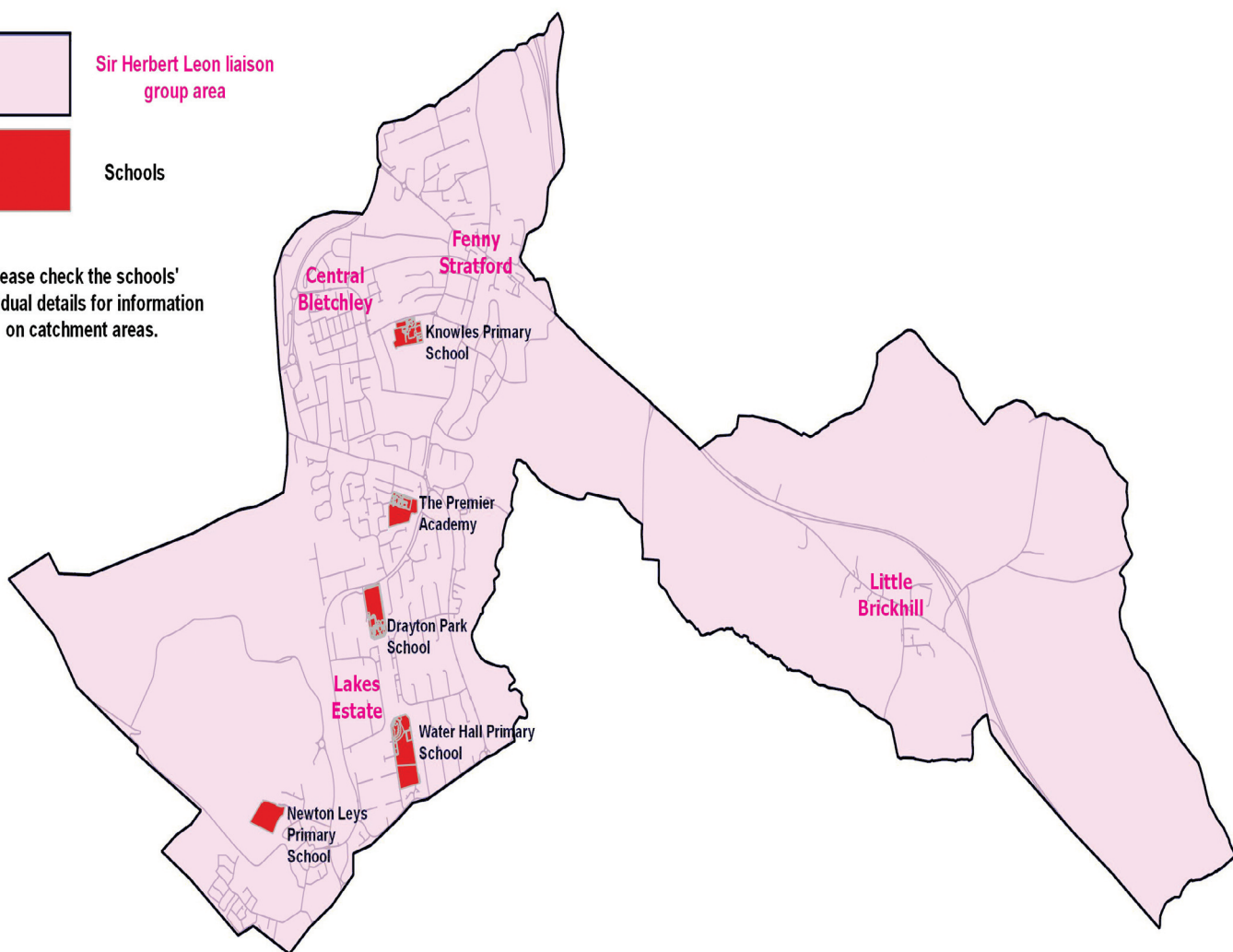


Sir Herbert Leon liaison
group area



Schools

Please check the schools'
individual details for information
on catchment areas.



MK Milton Keynes
City Council

© Crown copyright and database rights 2015
OS [100019593]



Not to Scale

Map produced by Research & Intelligence - GIS / P2729 July 2015

Drayton Park School

Bala Way, Bletchley, Milton Keynes, MK2 3HJ

The catchment area is the Northern part of the Lakes Estate including Stoke Road, south from Plough Corner and southern boundary, being a line from Stoke Road through the Warren playground, Sir Herbert Leon Academy and Drayton Road.

Key Facts

Type of School	Academy
DfE number	8262351
Admission Authority	The Denbigh Alliance Multi-Academy Trust
Age range	4-11
Telephone	01908 375137
Email	office@draytonpark.org.uk
Website	www.draytonpark.org.uk
Places available in Year R for September 2025	50
Supplementary form required	No
Number of applications received for admission in September 2024	103
Places offered on national offer day 2024	All applicants offered a place
Nursery class attached to school	Yes
Special provision	None
Wraparound Care	Breakfast Club available onsite After School Club available onsite Please see school website for more details

Summary of oversubscription criteria

In the event that there are more applications than places available, applications will be ranked as follows:

1. Children who are looked after (LAC) and all previously looked after children (PLAC) including those children who appear (to the admission authority) to have been in state care outside of England and ceased to be in state care as a result of being adopted (IAPLAC).
2. Siblings of children who are attending the school at the time allocations are made and are expected to be on roll at the school at the time of the proposed admission and the place of residence is **within the catchment area** of the school
3. The child's place of residence is within the catchment area of the school and there is no sibling
4. Siblings of children who are attending the school at the time allocations are made and are expected to be on roll at the school at the time of the proposed admission and the place of residence is **outside of the catchment area** of the school
5. Children of staff at the school where the member of staff has been employed at the school for two or more years at the time at which the application for admission to the school is made, and /or the member of staff is recruited to fill a vacant post for which there is a demonstrable skill shortage
6. "Distance" from the school to the place of residence

In the event of there being more applicants meeting any of the criteria above, places will be allocated in distance order using the distance between the child's normal home address and the school's main entrance, measured in a straight line, using the council's computerised measuring system with those living closest to the school receiving the higher priority. In the unlikely event of joint oversubscription, having exhausted distance, random allocation will be used as the ultimate tie-breaker.

For applicants living in flats, the distance will be measured from the school's main entrance to the front door of the ground floor flat underneath the applicant's main residence. Where two or more pupils live at the same distance, the tie-breaker will be random allocation.

Please refer to the council's website for a detailed copy of the admission arrangements for children starting school for the first time in September 2025.

Knowles Primary School

Queensway, Bletchley, Milton Keynes, MK2 2HB

The catchment area is the area of Bletchley bordered on the west by the main railway line, on north by Denbigh industrial estate, on east by the Grand Union Canal and on the south by Water Eaton Road (odd numbers only).

The catchment area also includes Millward Drive, Penn Road and Brick Field.

Key Facts

Type of School	Academy
DfE number	8262025
Admission Authority	The Board of Academy Trustees
Age range	4-11
Telephone	01908 373588
Email	office@kpsmk.uk
Website	www.knowlesprimaryschool.org.uk
Places available in Year R for September 2025	60
Supplementary form required	No
Number of applications received for admission in September 2024	95
Places offered on national offer day 2024	All applicants offered a place plus additional children not allocated a preferred school
Nursery class attached to school	No
Special provision	None
Wraparound Care	Breakfast Club available onsite After school provision 3.15pm - 5.00pm Please see school website for more details

Summary of oversubscription criteria

In the event that there are more applications than places available, applications will be ranked as follows:

1. Children who are looked after (LAC) and all previously looked after children (PLAC) including those children who appear (to the admission authority) to have been in state care outside of England and ceased to be in state care as a result of being adopted (IAPLAC).
2. A sibling at the school who is expected to be on roll at the school at the time of admission of the younger sibling and the place of residence is within the catchment area of the school.
3. The child's place of residence is within the catchment area of the school and there is no sibling
4. There is already a sibling at the school who is expected to be on roll at the school at the time of admission of the younger sibling and the place of residence is outside of the catchment area.
5. Distance from the school to the place of residence.

In the event of there being more applicants meeting any of the criteria above, places will be allocated in distance order using the distance between the child's normal home address and the school's main entrance, measured in a straight line, using the council's computerised measuring system with those living closest to the school receiving the higher priority. In the unlikely event of joint oversubscription, having exhausted distance, random allocation will be used as the ultimate tie-breaker.

For applicants living in flats, the distance will be measured from the school's main entrance to the front door of the ground floor flat underneath the applicant's main residence. Where two or more pupils live at the same distance, the tie-breaker will be random allocation.

Please refer to the council's website for a detailed copy of the admission arrangements for children starting school for the first time in September 2025.

Newton Leys Primary School

San Andres Drive, Newton Leys, Milton Keynes, MK3 5GG

The catchment area is Newton Leys (Milton Keynes only)

Key Facts

Type of School	Community
DfE number	8263390
Admission Authority	Milton Keynes City Council
Age range	4-11
Telephone	01908 630253
Email	office@newtonleysprimary.org
Website	www.newtonleysprimary.org
Places available in Year R for September 2025	90
Supplementary form required	No
Number of applications received for admission in September 2024	147
Places offered on national offer day 2024	All applicants offered up to criterion 5 (children of staff) and some allocated under criterion 6 (distance) up to a distance of 1.284 miles
Nursery class attached to school	Yes
Special provision	None
Wraparound care	Breakfast club available on site After School club available on site. Please see school website for more details.

Summary of oversubscription criteria

In the event that there are more applications than places available, applications will be ranked as follows:

1. Children who are looked after (LAC) and all previously looked after children (PLAC) including those children who appear (to the admission authority) to have been in state care outside of England and ceased to be in state care as a result of being adopted (IAPLAC).
2. Children eligible for the service premium¹
3. Siblings of children who are attending the school at the time allocations are made and are expected to be on roll at the school at the time of the proposed admission and the place of residence is within the catchment area of the school
4. The child's place of residence is within the catchment area of the school and there is no sibling
5. Siblings of children who are attending the school at the time allocations are made and are expected to be on roll at the school at the time of the proposed admission and the place of residence is outside of the catchment area of the school
6. Children of staff at the school where the member of staff has been employed at the school for two or more years at the time at which the application for admission to the school is made, and /or the member of staff is recruited to fill a vacant post for which there is a demonstrable skill shortage
7. "Distance" from the school to the place of residence

¹The service premium is additional funding paid annually to schools under Section 14 of the Education Act 2002 for the purposes of supporting the pastoral needs of the children of Armed Services personnel.

In the event of there being more applicants meeting any of the criteria above, places will be allocated in distance order using the distance between the child's normal home address and the school's main entrance, measured in a straight line, using the council's computerised measuring system with those living closest to the school receiving the higher priority. In the unlikely event of joint oversubscription, having exhausted distance, random allocation will be used as the ultimate tie-breaker.

For applicants living in flats, the distance will be measured from the school's main entrance to the front door of the ground floor flat underneath the applicant's main residence. Where two or more pupils live at the same distance, the tie-breaker will be random allocation.

Please refer to the council's website for a detailed copy of the admission arrangements for children starting school for the first time in September 2025.

The Premier Academy

Saffron Street, Bletchley, Milton Keynes, MK2 3AH

The catchment area is the area of East Bletchley bounded by the main railway line, Water Eaton Road (even numbers), Drayton Road and Little Brickhill

Key Facts

Type of School	Academy
DfE number	8262133
Admission Authority	The Board of Academy Directors
Age range	4-11
Telephone	01908 373621
Email	admin@tpamk.co.uk
Website	www.tpamk.co.uk
Places available in Year R for September 2025	90
Supplementary form required	No
Number of applications received for admission in September 2024	171
Number of places offered on national offer day 2024	90 - All applicants offered up to criterion g (Children who live outside of the defined area for the school and have a sibling/s on TPA's roll at the time of admission) and some allocated under criterion h (children who live outside of the defined area or the school) to a distance of 0.65 miles
Nursery class attached to school	No
Special provision	None
Wraparound Care	Nursery available on site Breakfast club available on site After School club available on site Please see school website for more details

Summary of oversubscription criteria

Children with an Education, Health and Care Plan where The Premier Academy is named and can meet the specific needs of the child will be admitted at the normal transfer point for children starting school for the first time at 4+.

If the school is oversubscribed places will be allocated using the following criteria:

- Children who are looked after (LAC) and all previously looked after children (PLAC) including those children who appear (to the admission authority) to have been in state care outside of England and ceased to be in state care as a result of being adopted (IAPLAC).
- Children of staff employed at the school at the time at which the application for admission to the school is made.
- Children who live in the defined area for the school and have a sibling/s on TPA's roll at the time of admission.
- Children who live in the defined area.
- Children who attend Eaton Mill Nursery and have a sibling/s on TPA roll at the time of admission.
- Children who attend Eaton Mill Nursery at the time of admission.
- Children who live outside the defined area for the school and have a sibling/s on TPA's roll at the time of admission.
- Children who live outside the defined area for the school.

If the school is oversubscribed places will be allocated according to the distance of the child's home address to the school as measured by the shortest direct (i.e. straight line) route from the home to the main entrance (reception) of the school.

In the unlikely event of joint subscription, having exhausted distance, random allocation by an independent officer from the School Admissions Team at Milton Keynes City Council, will be used as the ultimate tie-breaker.

Please refer to the school's website for a detailed copy of the school's admission arrangements for children starting school for the first time in September 2025.

Water Hall Primary School

Fern Grove, Bletchley, Milton Keynes, MK2 3QF

The catchment area is the southern part of the Lakes Estate, northern boundary being a line from Stoke Road, through the Warren playground, Sir Herbert Leon Academy and Drayton Road.

Key Facts

Type of School	Academy
DfE number	8262030
Admission Authority	The Board of Academy Directors
Age range	3-11
Telephone	01908 377833
Email	office@waterhallprimary.co.uk
Website	www.waterhallprimary.co.uk
Places available in Year R for September 2025	30
Supplementary form required	No
Number of applications received for admission in September 2024	37
Places offered on national offer day 2024	All applicants offered a place
Nursery class attached to school	30 hour plus 15 hour spaces
Special provision	None
Wraparound Care	Breakfast Club available onsite Please see school website for more details

Summary of oversubscription criteria

In the event that there are more applications than places available, applications will be ranked as follows:

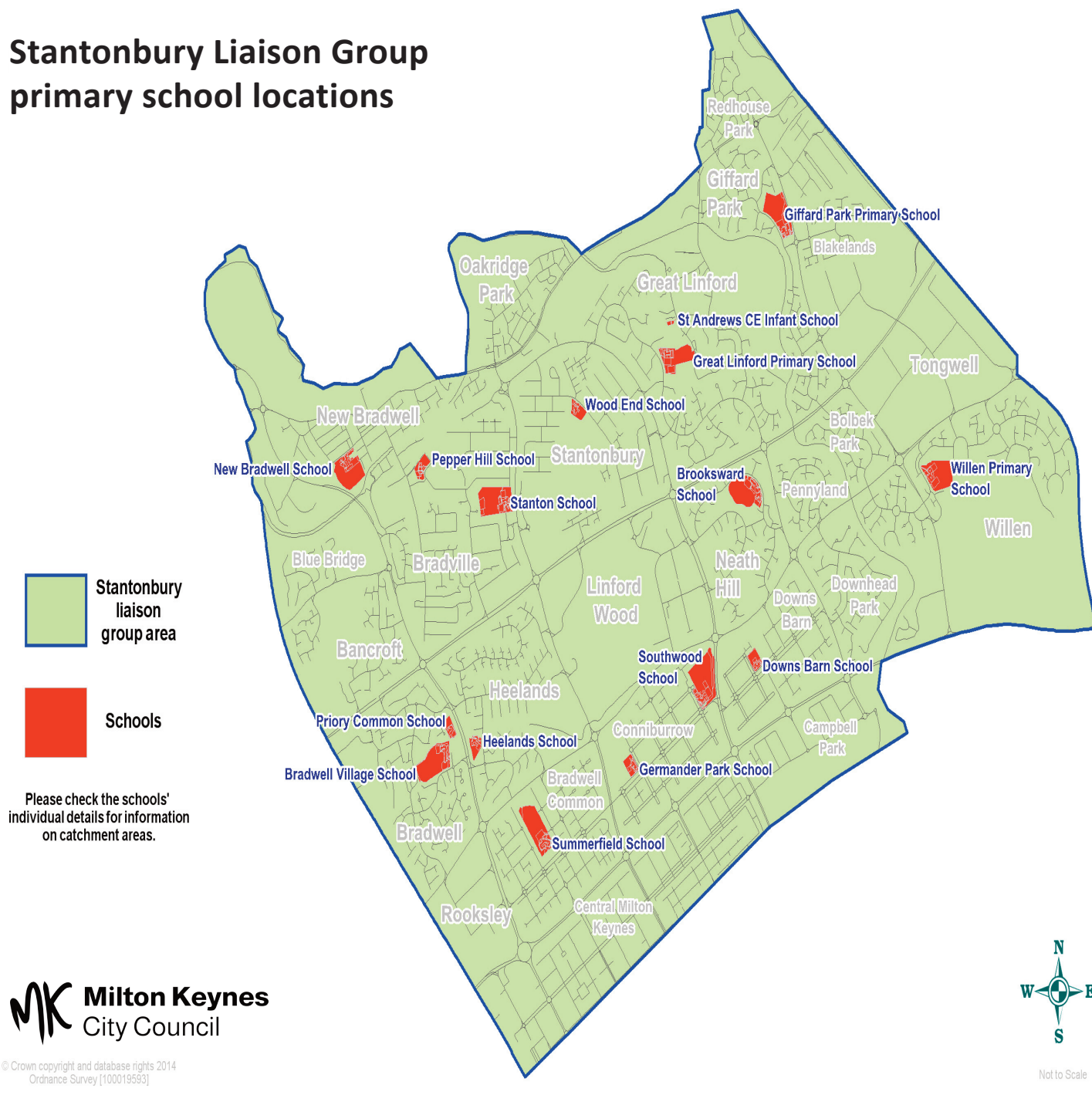
1. Children who are looked after (LAC) and all previously looked after children (PLAC) including those children who appear (to the admission authority) to have been in state care outside of England and ceased to be in state care as a result of being adopted (IAPLAC).
2. A sibling at the school who is expected to be on roll at the school at the time of admission of the younger sibling and the place of residence is within the catchment area of the school
3. The child's place of residence is within the catchment area of the school and there is no sibling
4. There is already a sibling at the school who is expected to be on roll at the school at the time of admission of the younger sibling and the place of residence is outside of the catchment area
5. Distance from the school to the place of residence

In the event of there being more applicants meeting any of the criteria above, places will be allocated in distance order using the distance between the child's normal home address and the school's main entrance, measured in a straight line, using the council's computerised measuring system with those living closest to the school receiving the higher priority. In the unlikely event of joint oversubscription, having exhausted distance, random allocation will be used as the ultimate tie-breaker.

For applicants living in flats, the distance will be measured from the school's main entrance to the front door of the ground floor flat underneath the applicant's main residence. Where two or more pupils live at the same distance, the tie-breaker will be random allocation.

Please refer to the council's website for a detailed copy of the admission arrangements for children starting school for the first time in September 2025.

Stantonbury Liaison Group primary school locations



Stantonbury Liaison Group

Bradwell Village School

Walgrave Drive, Bradwell, Milton Keynes, MK13 9AZ

The catchment area is Bradwell Village, Heelands and the following roads on Bancroft:

Benwell Close, Castlesteads, Caesars Close, Chesterholm, Hadrians Drive (odd numbers 1-27 and even numbers 2-30), Kenchester, Milecastle, Octavian Way and Rudchesters.

Key Facts

Type of School	Community
DfE number	8262309
Admission Authority	Milton Keynes City Council
Age range	7-11
Telephone	01908 318088
Email	admin@bvs.ilf.education
Website	www.bradwellvillageschool.co.uk
Places available in Year 3 for September 2025	60
Supplementary form required	No
Number of applications received for admission in September 2024 for Year 3	94
Places offered on national offer day 2024	All applicants offered a place
Nursery class attached to school	No
Special provision	None
Wraparound Care	Breakfast Club is available on site run by school. Please see school website for more details.

Summary of oversubscription criteria

In the event that there are more applications than places available, applications will be ranked as follows:

1. Children who are looked after (LAC) and all previously looked after children (PLAC) including those children who appear (to the admission authority) to have been in state care outside of England and ceased to be in state care as a result of being adopted (IAPLAC).
2. Children eligible for the service premium¹
3. Siblings of children who are attending the school at the time allocations are made and are expected to be on roll at the school at the time of the proposed admission and the place of residence is **within the catchment area** of the school
4. The child's place of residence is within the catchment area of the school and there is no sibling
5. Siblings of children who are attending the school at the time allocations are made and are expected to be on roll at the school at the time of the proposed admission and the place of residence is **outside of the catchment area** of the school
6. Children of staff at the school where the member of staff has been employed at the school for two or more years at the time at which the application for admission to the school is made, and /or the member of staff is recruited to fill a vacant post for which there is a demonstrable skill shortage
7. "Distance" from the school to the place of residence

¹The service premium is additional funding paid annually to schools under Section 14 of the Education Act 2002 for the purposes of supporting the pastoral needs of the children of Armed Services personnel.

In the event of there being more applicants meeting any of the criteria above, places will be allocated in distance order using the distance between the child's normal home address and the school's main entrance, measured in a straight line, using the council's computerised measuring system with those living closest to the school receiving the higher priority. In the unlikely event of joint oversubscription, having exhausted distance, random allocation will be used as the ultimate tie-breaker.

For applicants living in flats, the distance will be measured from the school's main entrance to the front door of the ground floor flat underneath the applicant's main residence. Where two or more pupils live at the same distance, the tie-breaker will be random allocation.

Please refer to the council's website for a detailed copy of the admission arrangements for children transferring from an infant school at the end of year 2 in September 2025.

Brooksward School

Tower Drive, Neath Hill, Milton Keynes, MK14 6JZ

The catchment area is Neath Hill and Pennyland plus northern Downhead Park.

Key Facts

Type of School	Academy
DfE number	8262005
Admission Authority	The Denbigh Alliance Multi-Academy Trust
Age range	4-11
Telephone	01908 605605
Email	office@brooksward.org.uk
Website	www.brooksward.org.uk
Places available in Year R for September 2025	45
Supplementary form required	No
Number of applications received for admission in September 2024	82
Places offered on national offer day 2024	All applicants were offered a place
Nursery class attached to school	No
Special provision	None
Wraparound Care	Yes

Summary of oversubscription criteria

Children with an Education, Health and Care Plan naming Brooksward School will be given priority for admission in the normal round of admissions for children starting school for the first time.

Places in any particular year group will be allocated in the following priority order:

1. Children who are looked after (LAC) and all previously looked after children (PLAC) including those children who appear (to the admission authority) to have been in state care outside of England and ceased to be in state care as a result of being adopted (IAPLAC).
2. Children of a member of staff who has been employed at the school for two or more years at the time at which the application for admission to the school was made or the member of staff is recruited to fill a vacant post for which there is a demonstrable skill shortage.
3. Children who live in the defined area **Neath Hill, Pennyland plus northern Downhead Park** and have a sibling/s* who is/are on roll at the time of admission. Proof of permanent residence may be required.
4. Children who live in the defined area **Neath Hill, Pennyland plus northern Downhead Park**. Proof of permanent residence may be required.
5. Children who live outside the defined area but are younger siblings with a brother or sister on roll at the time of admission.
6. Children who attend the on-site private Nursery/Pre School.
7. Children who live outside the defined area but name Brooksward as a preference.
8. Children who live outside the defined area.

In the event of oversubscription, places will be awarded according to the criteria above as far as possible. In the event of a number of children being equally eligible according to these criteria, places will be allocated to those children whose home is closest to Brooksward School. This will be measured in a straight line from the front door of the child's home to the main entrance doors of the school using the council's computerised measuring system, with those living closest to the school receiving the higher priority. Please note there is no automatic right to a place at Brooksward even if your child has a sibling attending the school.

Please refer to the school's website for a detailed copy of the school's admission arrangements for children starting school for the first time in September 2025.

Downs Barn School

69 Downs Barn Boulevard, Downs Barn, Milton Keynes, MK14 7NA

The catchment area is Downs Barn, Campbell Park north of the park and the following roads on Downhead Park: Colesbourne Drive (61 odds upwards and 66 evens upwards), Daylesford Court, Fairford Crescent (no's 2 to 14 only), Kirtlington, Oakley Gardens, Thorneycroft Lane (even no's) and Warmington Gardens

Key Facts

Type of School	Community
DfE number	8262313
Admission Authority	Milton Keynes City Council
Age range	4-7
Telephone	01908 604430
Email	office@downsbarnschool.co.uk
Website	www.boulevardprimarypartnership.org.uk
Places available in Year R for September 2025	30
Supplementary form required	No
Number of applications received for admission in September 2024	35
Number of places offered on national offer day 2024	All applicants offered a place
Nursery class attached to school	Yes
Special provision	None
Wraparound Care	Breakfast Club available offsite. After School Club available offsite. Please see school website for more details.

Summary of oversubscription criteria

In the event that there are more applications than places available, applications will be ranked as follows:

1. Children who are looked after (LAC) and all previously looked after children (PLAC) including those children who appear (to the admission authority) to have been in state care outside of England and ceased to be in state care as a result of being adopted (IAPLAC).
2. Children eligible for the service premium¹
3. Siblings of children who are attending the school at the time allocations are made and are expected to be on roll at the school at the time of the proposed admission and the place of residence is within the catchment area of the school
4. The child's place of residence is within the catchment area of the school and there is no sibling
5. Siblings of children who are attending the school at the time allocations are made and are expected to be on roll at the school at the time of the proposed admission and the place of residence is outside of the catchment area of the school
6. Children of staff at the school where the member of staff has been employed at the school for two or more years at the time at which the application for admission to the school is made, and /or the member of staff is recruited to fill a vacant post for which there is a demonstrable skill shortage
7. "Distance" from the school to the place of residence

¹The service premium is additional funding paid annually to schools under Section 14 of the Education Act 2002 for the purposes of supporting the pastoral needs of the children of Armed Services personnel.

In the event of there being more applicants meeting any of the criteria above, places will be allocated in distance order using the distance between the child's normal home address and the school's main entrance, measured in a straight line, using the council's computerised measuring system with those living closest to the school receiving the higher priority. In the unlikely event of joint oversubscription, having exhausted distance, random allocation will be used as the ultimate tie-breaker.

For applicants living in flats, the distance will be measured from the school's main entrance to the front door of the ground floor flat underneath the applicant's main residence. Where two or more pupils live at the same distance, the tie-breaker will be random allocation.

Please refer to the council's website for a detailed copy of the admission arrangements for children starting school for the first time in September 2025.

Germander Park School

1 Germander Place, Conniburrow, Milton Keynes, MK14 7DU

The catchment area is Central Milton Keynes north and Conniburrow.

Key Facts

Type of School	Foundation
DfE number	8262316
Admission Authority	The Governing Body
Age range	2-7
Telephone	01908 674620
Email	office@germanderpark.com
Website	www.germanderpark.com
Places available in Year R for September 2025	30
Supplementary form required	No
Number of applications received for admission in September 2025	35
Places offered on national offer day 2024	All applicants offered a place plus additional children not allocated a preferred school
Nursery class attached to school	Yes
Special provision	None
Wraparound Care	Breakfast Club and After School Club available at Southwood School. Please see school website for more details

Summary of oversubscription criteria

In the event of there being greater demand for admission than there are places, children with an Education, Health and Care Plan naming Germander Park School have the highest priority.

The priority for admissions is based on the criteria below:

1. Children who are looked after (LAC) and all previously looked after children (PLAC) including those children who appear (to the admission authority) to have been in state care outside of England and ceased to be in state care as a result of being adopted (IAPLAC).
2. Pupils who live in the defined area.
3. Pupils with brothers and sisters attending the school at the time of admission.
4. Pupils who live outside the defined area, will be ordered according to the proximity of the child's home to school as measured by the nearest available route. This is from the child's front door to the school gate. Should two properties meet the exact same distance criteria, a tie-breaker decision will be made based on alphabetical surname order

In the event of oversubscription under any of the criteria of 1 to 4 above, places will be allocated according to the distance of the child's home to the school's main entrance as measured by the nearest available route using the council's computerised measuring system, with those living closest to the school receiving the higher priority.

A sibling is a brother or sister, which for admission purposes means brothers and sisters of whole or half blood or any other child (including an adopted child) who permanently resides at the same address and for whom the parent also has parental responsibility.

In the case of multiple births, places will be offered to all children, even if this takes us over the admission number of the school.

Please refer to the school's website for a detailed copy of the school's admission arrangements for children starting school for the first time in September 2025.

Remember the closing date for applications is 15 January 2025

Giffard Park Primary School

Broadway Avenue, Giffard Park, Milton Keynes, MK14 5PY

The catchment area is Blakelands, Giffard Park, Redhouse Park and the following roads in Great Linford (north of the canal), Campion, The Crescent and Station Terrace.

Key Facts

Type of School	Community
DfE number	8262323
Admission Authority	Milton Keynes City Council
Age range	3-11
Telephone	01908 617868
Email	office@giffardpark.milton-keynes.sch.uk
Website	www.giffardpark.milton-keynes.sch.uk
Places available in Year R for September 2025	60
Supplementary form required	No
Number of applications received for admission in September 2024	85
Places offered on national offer day 2024	All applicants offered a place
Nursery class attached to school	Yes
Special provision	None
Wraparound Care	Breakfast Club available onsite After School Club available onsite Please see school website for more details

Summary of oversubscription criteria

In the event that there are more applications than places available, applications will be ranked as follows:

1. Children who are looked after (LAC) and all previously looked after children (PLAC) including those children who appear (to the admission authority) to have been in state care outside of England and ceased to be in state care as a result of being adopted (IAPLAC).
2. Children eligible for the service premium¹
3. Siblings of children who are attending the school at the time allocations are made and are expected to be on roll at the school at the time of the proposed admission and the place of residence is within the catchment area of the school
4. The child's place of residence is within the catchment area of the school and there is no sibling
5. Siblings of children who are attending the school at the time allocations are made and are expected to be on roll at the school at the time of the proposed admission and the place of residence is outside of the catchment area of the school
6. Children of staff at the school where the member of staff has been employed at the school for two or more years at the time at which the application for admission to the school is made, and /or the member of staff is recruited to fill a vacant post for which there is a demonstrable skill shortage
7. "Distance" from the school to the place of residence

¹The service premium is additional funding paid annually to schools under Section 14 of the Education Act 2002 for the purposes of supporting the pastoral needs of the children of Armed Services personnel.

In the event of there being more applicants meeting any of the criteria above, places will be allocated in distance order using the distance between the child's normal home address and the school's main entrance, measured in a straight line, using the council's computerised measuring system with those living closest to the school receiving the higher priority. In the unlikely event of joint oversubscription, having exhausted distance, random allocation will be used as the ultimate tie-breaker.

For applicants living in flats, the distance will be measured from the school's main entrance to the front door of the ground floor flat underneath the applicant's main residence. Where two or more pupils live at the same distance, the tie-breaker will be random allocation.

Please refer to the council's website for a detailed copy of the admission arrangements for children starting school for the first time in September 2025.

Great Linford Primary School

St Ledger Drive, Great Linford, Milton Keynes, MK14 5BL

The catchment area is Great Linford, Great Linford Village and the following roads on Stantonbury: Crosslands (even numbers 86 upwards and odd numbers 101 upwards).

Jacobs Close, Ormonde, Redbridge (even numbers 68 upwards), Rossendale, Rowle Close, Walshs Manor (odd numbers 71 upwards).

Key Facts

Type of School	Community
DfE number	8262303
Admission Authority	Milton Keynes City Council
Age range	4-11
Telephone	01908 605027
Email	enquiries@greatlinfordprimaryschool.co.uk
Website	www.greatlinfordprimaryschool.co.uk
Places available in Year R for September 2025	45
Places available in Year 3 for September 2025	15
Supplementary form required	No
Number of applications received for admission in September 2024 for Year R	89
Number of applications received for admission in September 2024 for Year 3	40
Number of places offered on national offer day 2024	YR - All applicants offered a place Y3 - All applicants offered a place
Nursery class attached to school	Stantonfields
Special provision	None
Wraparound Care	Breakfast club available on site. After School club available on site. Please see school website for more details. Half term and Summer clubs provided by outside company 'Sportys Scholar' on school site.

Summary of oversubscription criteria

In the event that there are more applications than places available, applications will be ranked as follows:

1. Children who are looked after (LAC) and all previously looked after children (PLAC) including those children who appear (to the admission authority) to have been in state care outside of England and ceased to be in state care as a result of being adopted (IAPLAC).
2. Children eligible for the service premium¹
3. Siblings of children who are attending the school at the time allocations are made and are expected to be on roll at the school at the time of the proposed admission and the place of residence is within the catchment area of the school
4. The child's place of residence is within the catchment area of the school and there is no sibling
5. Siblings of children who are attending the school at the time allocations are made and are expected to be on roll at the school at the time of the proposed admission and the place of residence is outside of the catchment area of the school
6. Children of staff at the school where the member of staff has been employed at the school for two or more years at the time at which the application for admission to the school is made, and /or the member of staff is recruited to fill a vacant post for which there is a demonstrable skill shortage
7. "Distance" from the school to the place of residence

¹The service premium is additional funding paid annually to schools under Section 14 of the Education Act 2002 for the purposes of supporting the pastoral needs of the children of Armed Services personnel.

In the event of there being more applicants meeting any of the criteria above, places will be allocated in distance order using the distance between the child's normal home address and the school's main entrance, measured in a straight line, using the council's computerised measuring system with those living closest to the school receiving the higher priority. In the unlikely event of joint oversubscription, having exhausted distance, random allocation will be used as the ultimate tie-breaker.

For applicants living in flats, the distance will be measured from the school's main entrance to the front door of the ground floor flat underneath the applicant's main residence. Where two or more pupils live at the same distance, the tie-breaker will be random allocation.

Please refer to the council's website for a detailed copy of the admission arrangements for children starting school for the first time in September 2025.

Remember the closing date for applications is 15 January 2025

Heelands School

Glovers Lane, Heelands, Milton Keynes, MK13 7QL

The catchment area is Heelands.

Key Fact

Type of School	Community
DfE number	8262324
Admission Authority	Milton Keynes City Council
Age range	4-7
Telephone	01908 316306
Email	office@heelands.org
Website	www.heelands.org
Places available in Year R for September 2025	30
Supplementary form required	No
Number of applications received for admission in September 2024	60
Number of places offered on national offer day 2024	All applicants offered a place plus additional children not allocated a preferred school
Nursery class attached to school	No
Special provision	None
Wraparound Care	Run by the school in the children's centre next door to the school

Summary of oversubscription criteria

In the event that there are more applications than places available, applications will be ranked as follows:

1. Children who are looked after (LAC) and all previously looked after children (PLAC) including those children who appear (to the admission authority) to have been in state care outside of England and ceased to be in state care as a result of being adopted (IAPLAC).
2. Children eligible for the service premium¹
3. Siblings of children who are attending the school at the time allocations are made and are expected to be on roll at the school at the time of the proposed admission and the place of residence is within the catchment area of the school
3. The child's place of residence is within the catchment area of the school and there is no sibling
4. Siblings of children who are attending the school at the time allocations are made and are expected to be on roll at the school at the time of the proposed admission and the place of residence is outside of the catchment area of the school
5. Children of staff at the school where the member of staff has been employed at the school for two or more years at the time at which the application for admission to the school is made, and /or the member of staff is recruited to fill a vacant post for which there is a demonstrable skill shortage
6. "Distance" from the school to the place of residence

¹The service premium is additional funding paid annually to schools under Section 14 of the Education Act 2002 for the purposes of supporting the pastoral needs of the children of Armed Services personnel.

In the event of there being more applicants meeting any of the criteria above, places will be allocated in distance order using the distance between the child's normal home address and the school's main entrance, measured in a straight line, using the council's computerised measuring system with those living closest to the school receiving the higher priority. In the unlikely event of joint oversubscription, having exhausted distance, random allocation will be used as the ultimate tie-breaker.

For applicants living in flats, the distance will be measured from the school's main entrance to the front door of the ground floor flat underneath the applicant's main residence. Where two or more pupils live at the same distance, the tie-breaker will be random allocation

Please refer to the council's website for a detailed copy of the admission arrangements for children starting school for the first time in September 2025.

New Bradwell School

Bounty Street, New Bradwell, Milton Keynes, MK13 0BQ

The catchment area is New Bradwell, Blue Bridge, Oakridge Park and the northern part of Bancroft.

Key Facts

Type of School	Academy
DfE number	8262076
Admission Authority	The Governing Body
Age range	4-11
Telephone	01908 312244
Email	reception@newbradwellschool.org.uk
Website	www.newbradwellschool.com
Places available in Year R for September 2025	90
Supplementary form required	No
Number of applications received for admission in September 2024	132
Places offered on national offer day 2024	All applicants offered up a place
Nursery class attached to school	Yes
Special provision	Social communication difficulties
Wraparound Care	Breakfast Club available via Acorn Childcare After School Club available via Acorn Childcare Please contact Acorn directly 01908 870352

Summary of oversubscription criteria

In the event of there being greater demand for admission than there are places, children with an Education, Health and Care Plan naming New Bradwell School have the highest priority.

The priority for admission is based on the criteria below:

1. Looked After Children and all Previously Looked After Children, including those who appear (to the admissions authority) to have been in state care outside England and ceased to be in state care as a result of being adopted.
2. Children living in the defined area: New Bradwell, Blue Bridge, Oak Ridge Park and the northern part of Bancroft and have a sibling on roll at the time of admission.
3. Children living in the defined area: New Bradwell, Blue Bridge, Oak Ridge Park and the northern part of Bancroft.
4. Children who live outside the area with brothers or sisters who will be in attendance at the time of admission.
5. Children who attend the schools Nursery
6. Children who live outside the defined area.

In the case of oversubscription under any of the criteria 1 - 6 above, places will be allocated according to the distance of the child's home to the school's main entrance as measured by the nearest available route.

Please refer to the school's website for a detailed copy of the school's admission arrangements for children starting school for the first time in September 2025.

Remember the closing date for applications is 15 January 2025

Pepper Hill School

Kingsfold, Bradville, Milton Keynes, MK13 7BQ

The catchment area is Bradville, Townsend Grove, Bertram Close and Chipperfield Close and the following roads on Bancroft: Broomlee, Grassington, Greatchesters, Hadrians Drive (evens 32-76 only), Haltonchesters, Richborough and Stonegate.

Key Facts

Type of School	Community
DfE number	8262247
Admission Authority	Milton Keynes City Council
Age range	3-7
Telephone	01908 312912
Email	office@pepperhillschoolmk.org.uk
Website	www.pepperhillschool.co.uk
Places available in Year R for September 2025	60
Supplementary form required	No
Number of applications received for admission in September 2024	74
Places offered on national offer day 2024	All applicants offered a place
Nursery class attached to school	Yes
Special provision	None
Wraparound Care	Breakfast Club available onsite. After School Club available onsite. Please see school website for more details.

Summary of oversubscription criteria

In the event that there are more applications than places available, applications will be ranked as follows:

1. Children who are looked after (LAC) and all previously looked after children (PLAC) including those children who appear (to the admission authority) to have been in state care outside of England and ceased to be in state care as a result of being adopted (IAPLAC).
2. Children eligible for the service premium¹
3. Siblings of children who are attending the school at the time allocations are made and are expected to be on roll at the school at the time of the proposed admission and the place of residence is within the catchment area of the school.
4. The child's place of residence is **within the catchment area** of the school and there is no sibling
5. Siblings of children who are attending the school at the time allocations are made and are expected to be on roll at the school at the time of the proposed admission and the place of residence is **outside of the catchment area** of the school.
6. Children of staff at the school where the member of staff has been employed at the school for two or more years at the time at which the application for admission to the school is made, and /or the member of staff is recruited to fill a vacant post for which there is a demonstrable skill shortage.
7. "Distance" from the school to the place of residence.

¹The service premium is additional funding paid annually to schools under Section 14 of the Education Act 2002 for the purposes of supporting the pastoral needs of the children of Armed Services personnel.

In the event of there being more applicants meeting any of the criteria above, places will be allocated in distance order using the distance between the child's normal home address and the school's main entrance, measured in a straight line, using the council's computerised measuring system with those living closest to the school receiving the higher priority. In the unlikely event of joint oversubscription, having exhausted distance, random allocation will be used as the ultimate tie-breaker.

For applicants living in flats, the distance will be measured from the school's main entrance to the front door of the ground floor flat underneath the applicant's main residence. Where two or more pupils live at the same distance, the tie-breaker will be random allocation

Please refer to the council's website for a detailed copy of the admission arrangements for children starting school for the first time in September 2025.

Priory Common School

Scatterill Close, Bradwell, Milton Keynes, MK13 9EZ

The catchment area is Bradwell Village and the following roads on Bancroft:

Benwell Close, Castlesteads, Caesars Close, Chesterholm, Hadrians Drive (odds 1-27 and 2-30), Kenchester, Milecastle, Octavian Drive and Rudchesters.

Key Facts

Type of School	Community
DfE number	8262322
Admission Authority	Milton Keynes City Council
Age range	4-7
Telephone	01908 321646
Email	office@pcs.ilf.education
Website	www.priorycommon.milton-keynes.sch.uk
Places available in Year R for September 2025	30
Supplementary form required	No
Number of applications received for admission in September 2024	57
Places offered on national offer day 2024	All applicants offered a place
Nursery class attached to school	No
Special provision	None
Wraparound Care	Breakfast Club available locally Please see school website for more details

Summary of oversubscription criteria

In the event that there are more applications than places available, applications will be ranked as follows:

1. Children who are looked after (LAC) and all previously looked after children (PLAC) including those children who appear (to the admission authority) to have been in state care outside of England and ceased to be in state care as a result of being adopted (IAPLAC).
2. Children eligible for the service premium¹
3. Siblings of children who are attending the school at the time allocations are made and are expected to be on roll at the school at the time of the proposed admission and the place of residence is within the catchment area of the school.
4. The child's place of residence is **within the catchment area** of the school and there is no sibling
5. Siblings of children who are attending the school at the time allocations are made and are expected to be on roll at the school at the time of the proposed admission and the place of residence is **outside of the catchment area** of the school.
6. Children of staff at the school where the member of staff has been employed at the school for two or more years at the time at which the application for admission to the school is made, and /or the member of staff is recruited to fill a vacant post for which there is a demonstrable skill shortage.
7. "Distance" from the school to the place of residence.

¹The service premium is additional funding paid annually to schools under Section 14 of the Education Act 2002 for the purposes of supporting the pastoral needs of the children of Armed Services personnel.

In the event of there being more applicants meeting any of the criteria above, places will be allocated in distance order using the distance between the child's normal home address and the school's main entrance, measured in a straight line, using the council's computerised measuring system with those living closest to the school receiving the higher priority. In the unlikely event of joint oversubscription, having exhausted distance, random allocation will be used as the ultimate tie-breaker.

For applicants living in flats, the distance will be measured from the school's main entrance to the front door of the ground floor flat underneath the applicant's main residence. Where two or more pupils live at the same distance, the tie-breaker will be random allocation.

Please refer to the council's website for a detailed copy of the admission arrangements for children starting school for the first time in September 2025.

St Andrew's CE Infant School

High Street, Great Linford, Milton Keynes, MK14 5AX

The catchment area is Great Linford, Great Linford Village and the following roads on Stantonbury: Jacobs Close, Redbridge (even numbers 68 upwards), Walshs Manor (odd numbers 71 upwards), Ormonde, Rossendale, Rowle Close, Crosslands (even numbers 86 upwards and odd numbers 101 upwards).

Key Facts

Type of School	Voluntary Controlled
DfE number	8263066
Admission Authority	Milton Keynes City Council
Age range	4-7
Telephone	01908 605515
Email	office@standrewsinfantschool.co.uk
Website	www.standrewsinfantschool.co.uk
Places available in Year R for September 2025	10
Supplementary form required	No
Number of applications received for admission in September 2024	20
Places offered on national offer day 2024	All applicants offered a place
Nursery class attached to school	No
Special provision	None
Wraparound Care	No provision

Summary of oversubscription criteria

In the event that there are more applications than places available, applications will be ranked as follows:

1. Children who are looked after (LAC) and all previously looked after children (PLAC) including those children who appear (to the admission authority) to have been in state care outside of England and ceased to be in state care as a result of being adopted (IAPLAC).
2. Children eligible for the service premium¹
3. Siblings of children who are attending the school at the time allocations are made and are expected to be on roll at the school at the time of the proposed admission and the place of residence is **within the catchment area** of the school
4. The child's place of residence is within the catchment area of the school and there is no sibling
5. Siblings of children who are attending the school at the time allocations are made and are expected to be on roll at the school at the time of the proposed admission and the place of residence is **outside of the catchment area** of the school
6. Children of staff at the school where the member of staff has been employed at the school for two or more years at the time at which the application for admission to the school is made, and /or the member of staff is recruited to fill a vacant post for which there is a demonstrable skill shortage
7. "Distance" from the school to the place of residence

¹The service premium is additional funding paid annually to schools under Section 14 of the Education Act 2002 for the purposes of supporting the pastoral needs of the children of Armed Services personnel.

In the event of there being more applicants meeting any of the criteria above, places will be allocated in distance order using the distance between the child's normal home address and the school's main entrance, measured in a straight line, using the council's computerised measuring system with those living closest to the school receiving the higher priority. In the unlikely event of joint oversubscription, having exhausted distance, random allocation will be used as the ultimate tie-breaker.

For applicants living in flats, the distance will be measured from the school's main entrance to the front door of the ground floor flat underneath the applicant's main residence. Where two or more pupils live at the same distance, the tie-breaker will be random allocation.

Please refer to the council's website for a detailed copy of the admission arrangements for children starting school for the first time in September 2025.

Southwood School

Bryony Place, Conniburrow, Milton Keynes, MK14 7AR

The catchment area is Conniburrow, Downs Barn, Central Milton Keynes north, Downhead Park south and Campbell Park north of the park.

Key Facts

Type of School	Foundation
DfE number	8262299
Admission Authority	The Governing Body
Age range	7-11
Telephone	01908 678366
Email	office@southwoodschool.co.uk
Website	www.boulevardprimarypartnership.org.uk
Places available in Year 3 for September 2025	60
Supplementary form required	No
Number of applications received for admission in September 2024 for Year 3	64
Places offered on national offer day 2024	All applicants offered a place
Nursery class attached to school	No
Special provision	None
Wraparound Care	Breakfast club and After school club are available onsite. Please see school website for more details

Summary of oversubscription criteria

Priority will be given to children with an Education, Health and Care Plan naming Southwood, in the normal round of admissions for children transferring at 7+.

If the school is oversubscribed places will be allocated using the following criteria:

1. Children who are looked after (LAC) and all previously looked after children (PLAC) including those children who appear (to the admission authority) to have been in state care outside of England and ceased to be in state care as a result of being adopted (IAPLAC).
2. Pupils who live in the defined area.
3. Pupils attending a school in the defined area (i.e. Germander Park and Downs Barn).
4. Pupils with brothers and sisters attending the school at the time of admission.
5. Pupils who live outside the defined area, will be ordered according to the proximity of the child's home to school as measured by the nearest available route. This is from the child's front door to the school gate. Should two properties meet the exact same distance criteria, a tie-breaker decision will be made based on alphabetical surname order

In the event of oversubscription, once places have been allocated under the above criteria the remaining places will be awarded according to the proximity of the child's home to school as measured by the nearest available route. This is from the child's front door to the school gate. The distance will be measured using the council's computerised measuring system with those living closest to the school receiving the highest priority.

Please refer to the school's website for a detailed copy of the school's admission arrangements for children transferring from an infant school at the end of year 2 in September 2025.

Remember the closing date for applications is 15 January 2025

Stanton School

Fairfax, Bradville, Milton Keynes, MK13 7BE

The catchment area is Bradville plus Townsend Grove and Bertram Close, central part of Bancroft and Oakridge Park which is shared with New Bradwell School plus, Stantonbury **with the exception of the following roads:** Jacobs Close, Redbridge (south of the footpath) even numbers 68 and above, Walshs Manor odd numbers 71 and above, Ormonde, Rossendale, Rowle Close, Crosslands (south of the redway) even numbers 86 and above and odd numbers 101 and above.

Key Facts

Type of School	Foundation
DfE number	8262301
Admission Authority	The Governing Body
Age range	7-11
Telephone	01908 221242
Email	admin@stantonschoolmk.org.uk
Website	www.stantonschool.co.uk
Places available in Year 3 for September 2025	90
Supplementary form required	No
Number of applications received for admission in September 2024 for Year 3	87
Places offered on national offer day 2024	All applicants offered a place
Nursery class attached to school	No
Special provision	None
Wraparound Care	Breakfast Club available on site After School Club available. Please see school website for more details.

Summary of oversubscription criteria

Children with an Education, Health and Care Plan naming Stanton School will be given priority for admission at the normal transfer point at 7+.

If the school is oversubscribed places will be allocated using the following criteria:

1. Children who are looked after (LAC) and all previously looked after children (PLAC) including those children who appear (to the admission authority) to have been in state care outside of England and ceased to be in state care as a result of being adopted (IAPLAC).
2. Pupils who live in the defined area, Stantonbury with the exception of the roads listed above, Bradville (including Townsend Grove and Bertram Close), central part of Bancroft and Oakridge Park.
3. Pupils attending a school which is in the defined area served by the school i.e. Pepper Hill and Wood End Schools.
4. Pupils with a sibling attending the school at the time of admission
5. Children of staff at the school where the member of staff has been employed at the school for two or more years at the time at which the application for admission to the school is made, and/or the member of staff is recruited to fill a vacant post for which there is a demonstrable skill shortage.
6. Children living outside the defined area.

If the school is oversubscribed places will be allocated according to the distance from the school to the place of residence measured from the school's main entrance to the place of residence in a straight line. This will be measured using the Council's geographical system. In the unlikely event of joint oversubscription, having exhausted distance, random allocation will be used as the ultimate tie-breaker.

For applicants living in flats, the distance will be measured from the school's main entrance to the front door of the ground floor flat underneath the applicant's main residence. Where two or more pupils live at the same distance, the tie-breaker will be random allocation.

Please refer to the school's website for a detailed copy of the school's admission arrangements for children transferring from an infant school at the end of year 2 in September 2025.

Summerfield School

Downley Avenue, Bradwell Common, Milton Keynes, MK13 8PG

The catchment area is Bradwell Common.

Key Facts

Type of School	Community
DfE number	8262327
Admission Authority	Milton Keynes City Council
Age range	4-11
Telephone	01908 662585
Email	office@summerfieldschool.org
Website	www.summerfieldschool.org
Places available in Year R for September 2025	52
Supplementary form required	No
Number of applications received for admission in September 2024	70
Places offered on national offer day 2024	All applicants offered a place
Nursery class attached to school	No
Special provision	None
Wraparound Care	Breakfast Club available onsite After School Club available onsite Please see school website for more details

Summary of oversubscription criteria

In the event that there are more applications than places available, applications will be ranked as follows:

1. Children who are looked after (LAC) and all previously looked after children (PLAC) including those children who appear (to the admission authority) to have been in state care outside of England and ceased to be in state care as a result of being adopted (IAPLAC).
2. Children eligible for the service premium¹
3. Siblings of children who are attending the school at the time allocations are made and are expected to be on roll at the school at the time of the proposed admission and the place of residence is **within the catchment area** of the school
4. The child's place of residence is within the catchment area of the school and there is no sibling
5. Siblings of children who are attending the school at the time allocations are made and are expected to be on roll at the school at the time of the proposed admission and the place of residence is **outside of the catchment area** of the school
6. Children of staff at the school where the member of staff has been employed at the school for two or more years at the time at which the application for admission to the school is made, and /or the member of staff is recruited to fill a vacant post for
7. "Distance" from the school to the place of residence.

¹The service premium is additional funding paid annually to schools under Section 14 of the Education Act 2002 for the purposes of supporting the pastoral needs of the children of Armed Services personnel.

In the event of there being more applicants meeting any of the criteria above, places will be allocated in distance order using the distance between the child's normal home address and the school's main entrance, measured in a straight line, using the council's computerised measuring system with those living closest to the school receiving the higher priority. In the unlikely event of joint oversubscription, having exhausted distance, random allocation will be used as the ultimate tie-breaker.

For applicants living in flats, the distance will be measured from the school's main entrance to the front door of the ground floor flat underneath the applicant's main residence. Where two or more pupils live at the same distance, the tie-breaker will be random allocation.

Please refer to the council's website for a detailed copy of the admission arrangements for children starting school for the first time in September 2025.

Willen Primary School

Beaufort Drive, Willen, Milton Keynes, MK15 9HN

The catchment area is Willen, Willen Park and Bolbeck Park

Key Facts

Type of School	Academy
DfE number	8262330
Admission Authority	The Denbigh Alliance Multi-Academy Trust
Age range	4-11
Telephone	01908 690098
Email	office@willenprimary.org
Website	www.willenprimary.org
Places available in Year R for September 2025	30
Supplementary form required	No
Number of applications received for admission in September 2024	78
Places offered on national offer day 2024	30 - All applicants offered up to criterion 5 (children of staff) and some allocated under criterion 6 (distance) up to a distance of 0.984 miles
Nursery class attached to school	No
Special provision	None
Wraparound Care	Breakfast Club available onsite After School Club available onsite

Summary of oversubscription criteria

In the event that there are more applications than places available, applications will be ranked as follows:

1. Children who are looked after (LAC) and all previously looked after children (PLAC) including those children who appear (to the admission authority) to have been in state care outside of England and ceased to be in state care as a result of being adopted (IAPLAC).
2. Siblings of children who are attending the school at the time allocations are made and are expected to be on roll at the school at the time of the proposed admission and the place of residence is within the catchment area of the school.
3. The child's place of residence is within the catchment area of the school and there is no sibling
4. Siblings of children who are attending the school at the time allocations are made and are expected to be on roll at the school at the time of the proposed admission and the place of residence is outside of the catchment area of the school.
5. Children of staff at the school where the member of staff has been employed at the school for two or more years at the time at which the application for admission to the school is made, and /or the member of staff is recruited to fill a vacant post for which there is a demonstrable skill shortage.
6. "Distance" from the school to the place of residence.

In the event of there being more applicants meeting any of the criteria above, places will be allocated in distance order using the distance between the child's normal home address and the school's main entrance, measured in a straight line, using the council's computerised measuring system with those living closest to the school receiving the higher priority. In the unlikely event of joint oversubscription, having exhausted distance, random allocation will be used as the ultimate tie-breaker.

For applicants living in flats, the distance will be measured from the school's main entrance to the front door of the ground floor flat underneath the applicant's main residence. Where two or more pupils live at the same distance, the tie-breaker will be random allocation.

Please refer to the council's website for a detailed copy of the admission arrangements for children starting school for the first time in September 2025.

Wood End Infant and Pre-School

Redbridge, Stantonbury, Milton Keynes, MK14 6BB

The catchment area is all of Stantonbury including Oakridge Park which is shared with New Bradwell School, The following roads on Stantonbury are shared with Great Linford Primary School and St Andrew's CE Infant School: Jacobs Close, Redbridge even numbers 68 upwards, Walshs Manor (odd numbers 71 upwards), Ormonde, Rossendale, Rowle Close, Crosslands (even numbers 56 and above and odd numbers 101 upwards).

Key Facts

Type of School	Community
DfE number	8262306
Admission Authority	Milton Keynes City Council
Age range	4-7
Telephone	01908 316424
Email	office@woodendsch.org.uk
Website	www.woodend.org.uk
Places available in Year R for September 2025	30
Supplementary form required	No
Number of applications received for admission in September 2024	27
Places offered on national offer day 2024	All applicants offered a place
Nursery class attached to school	Yes
Special provision	None
Wraparound Care	Activity club after school on site available on half termly basis Please see school website for more details

Summary of oversubscription criteria

In the event that there are more applications than places available, applications will be ranked as follows:

1. Children who are looked after (LAC) and all previously looked after children (PLAC) including those children who appear (to the admission authority) to have been in state care outside of England and ceased to be in state care as a result of being adopted (IAPLAC).
2. Children eligible for the service premium¹
3. Siblings of children who are attending the school at the time allocations are made and are expected to be on roll at the school at the time of the proposed admission and the place of residence is **within the catchment area** of the school.
4. The child's place of residence is within the catchment area of the school and there is no sibling
5. Siblings of children who are attending the school at the time allocations are made and are expected to be on roll at the school at the time of the proposed admission and the place of residence is **outside of the catchment area** of the school.
6. Children of staff at the school where the member of staff has been employed at the school for two or more years at the time at which the application for admission to the school is made, and /or the member of staff is recruited to fill a vacant post for which there is a demonstrable skill shortage.
7. "Distance" from the school to the place of residence.

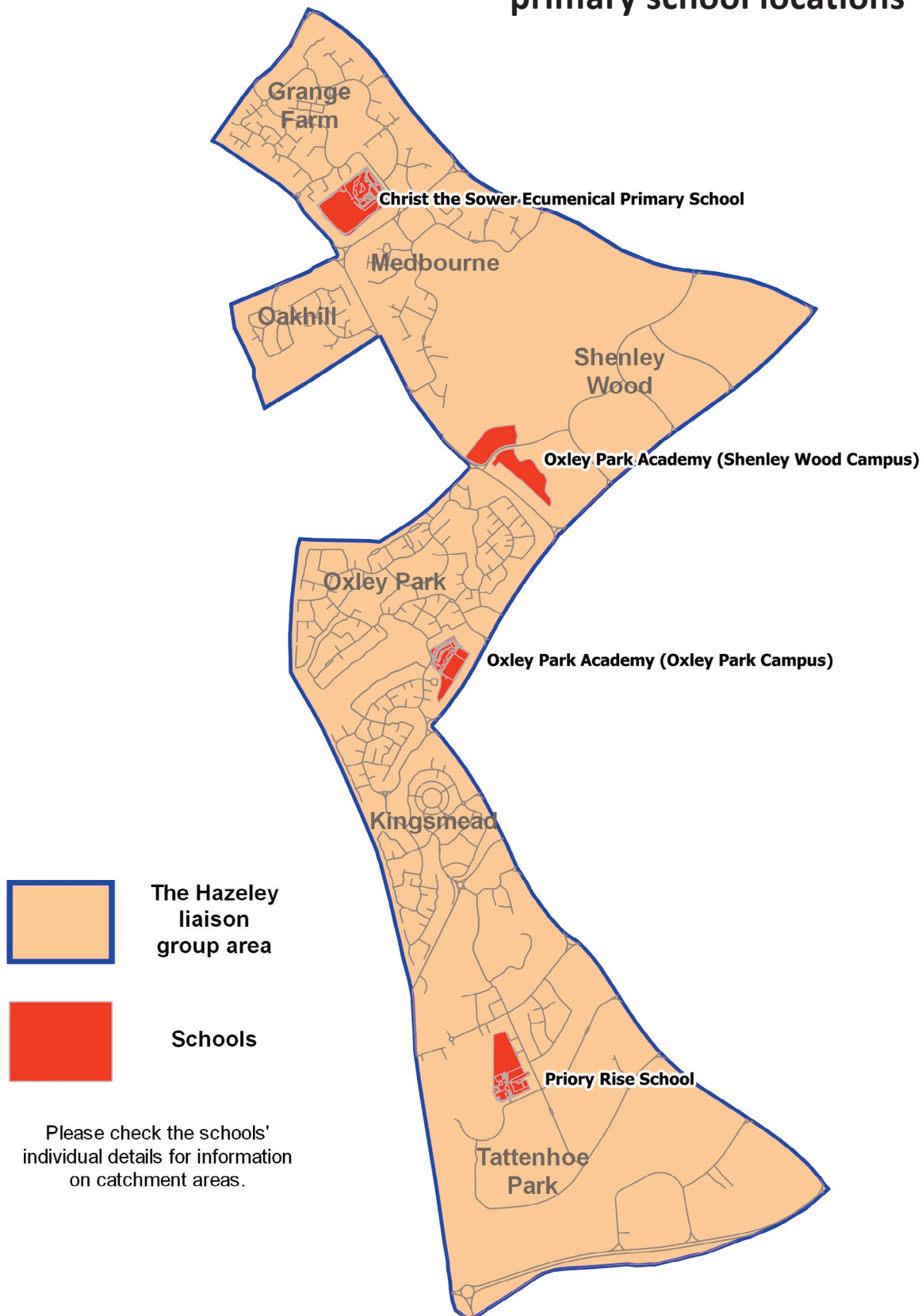
¹The service premium is additional funding paid annually to schools under Section 14 of the Education Act 2002 for the purposes of supporting the pastoral needs of the children of Armed Services personnel.

In the event of there being more applicants meeting any of the criteria above places will be allocated in distance order using the distance between the child's normal home address and the school's main entrance, measured in a straight line, using the council's computerised measuring system with those living closest to the school receiving the higher priority. In the unlikely event of joint oversubscription, having exhausted distance, random allocation will be used as the ultimate tie-breaker.

For applicants living in flats, the distance will be measured from the school's main entrance to the front door of the ground floor flat underneath the applicant's main residence. Where two or more pupils live at the same distance, the tie-breaker will be random allocation.

Please refer to the council's website for a detailed copy of the admission arrangements for children starting school for the first time in September 2025.

The Hazeley Liaison Group primary school locations



The Hazeley Academy Liaison Group

Christ the Sower Ecumenical Primary School

Singleton Drive, Grange Farm, Milton Keynes, MK8 0PZ

The catchment area is Grange Farm, Medbourne and Oakhill.

Key Facts

Type of School	Academy
DfE number	8262028
Admission Authority	The Board of Academy Directors
Age range	4-11
Telephone	01908 867356
Email	school@cts.odbst.org
Website	www.ctsmk.org.uk
Places available in Year R for September 2025	30
Supplementary form required	No
Number of applications received for admission in September 2024	33
Places offered on national offer day 2024	All applicants offered a place plus additional children not allocated a preferred school
Nursery class attached to school	Yes
Special provision	None
Wraparound Care	Breakfast Club available onsite After School Club available onsite Nursery wrap around sessions available Please see school website for more details

Summary of oversubscription criteria

Children with an Education, Health and Care Plan (EHC) plan naming Christ the Sower Ecumenical School will always be offered places. If there is then greater demand for admission than there are places available, the following criteria will be applied in the order set out below:

1. Children who are looked after (LAC) and all previously looked after children (PLAC) including those children who appear (to the admission authority) to have been in state care outside of England and ceased to be in state care as a result of being adopted (IAPLAC).
2. Families who have exceptional medical or social needs that make it essential that their child attends Christ the Sower Ecumenical School rather than any other. These needs must be fully supported by written evidence from the appropriate professional person involved with the family.
3. Children with a normal home address in the catchment area and with a sibling on the roll of the school at the time of application or whose parent has accepted an offer of a place at the school and who is expected still to be in attendance at the time of entry to the school.
4. Children with a normal home address in the catchment area
5. Children with a normal home address outside the catchment area and with a sibling on the roll of the school at the time of application or whose parent has accepted an offer of a place at the school and who is expected still to be in attendance at the time of entry to the school.
6. Other children.

In the case of oversubscription in any category the deciding factor will be the proximity of the child's home to the school as measured by the nearest available route from the front door of the child's home to the school's nearest entrance gate with those living nearer being accorded the highest priority. The system used for measuring distance and proximity to the school will be the **straight line distance between the child's home address and the school**. In the case of two identical distances being measured, we would use random allocation in the presence of an independent witness.

In cases where there is one place available, and the next child on the list is a twin, triplet, etc., we would admit both twins (and all the children in the case of other multiple births) even if this meant exceeding the agreed admission number or the number of places available in a year group. The exception to this is that will not break the KS1 class size rule (30 per class).

Nursery attendance. There is no automatic right of entry to the school for pupils attending the nursery at Christ the Sower School. Separate admissions policies apply for the nursery and the school.

Please refer to the school's website for a detailed copy of the admission arrangements for children starting school for the first time in September 2025.

Remember the closing date for applications is 15 January 2025

Oxley Park Academy

Redgrave Drive, Oxley Park, Milton Keynes, MK4 4TA

The catchment area is Oxley Park, Kingsmead and Shenley Wood.

Oxley Park Campus, Redgrave Drive, Oxley Park, Milton Keynes, MK4 4TA

Shenley Wood Campus, Merlewood Drive, Shenley Wood, Milton Keynes, MK5 6GG

Key Facts

Type of School	Academy
DfE number	8263388
Admission Authority	The Board of Academy Directors
Age range	4-11
Telephone	01908 503870
Email	office@oxleyparkacademy.com
Website	www.oxleyparkacademy.com
Places available in Year R for September 2025	90
Supplementary form required	No
Number of applications received for admission in September 2024	159
Places offered on national offer day 2024	90 - All applicants offered up to criterion 6 (Children who attend the Academy's nursery) and some allocated under criterion 7 (Children who live outside of the defined area) to a distance of 1.502 miles.
Nursery class attached to school	Yes at Shenley Wood Campus
Special provision	None
Wraparound Care	Breakfast Club available on both sites After School Club available on both sites Holiday Club available Please see school website for more details

Summary of oversubscription criteria

Children who have an Education, Health and Care Plan will be given priority for admission within the normal admission. Where there is oversubscription the following criteria will be used to allocate places:

1. Looked after children/Children in Care (as defined by Section 22(1) of the Children Act 1989) and children who were looked after, to include children who were previously in care outside of England, but ceased to be so because they were adopted, or became subject to a residence order or special guardianship order.
2. Children of staff at Oxley Park Academy where the member of staff has been employed, on continuous service, at the school for five or more years at the time at which the application for admission is made.
3. Children who live in the defined area and with a sibling who is attending Oxley Park Academy at the time of application.
4. Children living in the Academy's defined catchment area.
5. Children who live outside of the Academy's defined area and have a sibling attending the Academy at the time of application.
6. Children who attend the Academy's Nursery.
7. Children who live outside the Academy's defined area.

In the event of there being more applicants meeting one of the above criteria than remaining places available, proximity to the Academy will be used as a tie breaker with places being allocated according to distance from the Academy as measured in a straight line from the Academy's main entrance to the student's normal home address using the Local Authority's computerised measuring system.

Campus allocation - If your child is successfully allocated a place at Oxley Park Academy, Oxley Park Academy will consider the allocations to each of the campuses and will notify parents of the campus allocation following National Offer Day.

Please refer to the school's website for a detailed copy of the school's admission arrangements for children starting school for the first in September 2025.

Priory Rise School

160 Bronte Avenue, Tattenhoe Park, Milton Keynes, MK4 3GE

The catchment area is Tattenhoe, Tattenhoe Park and Kingsmead

Area of Tattenhoe is shared with Giles Brook Primary School

Area of Kingsmead is shared with Oxley Park Academy

Key Facts

Type of School	Academy
DfE number	8263392
Admission Authority	Board of Academy Directors
Age range	4-11
Telephone	01908 502572
Email	office@prioryrise.milton-keynes.sch.uk
Website	www.prioryrise.milton-keynes.sch.uk
Places available in Year R for September 2025	90
Supplementary form required	No
Number of applications received for admission in September 2024	199
Number of places offered on national offer day 2024	90 - All applicants offered up to criterion 5 (children of staff) and some allocated under criterion 6 (distance) up to a distance of 1.805 miles
Nursery class attached to school	Yes
Special provision	None
Wraparound Care	Breakfast Club available onsite. After School Club available onsite. Please see school website for more details.

Summary of oversubscription criteria

In the event that there are more applications than places available, applications will be ranked as follows:

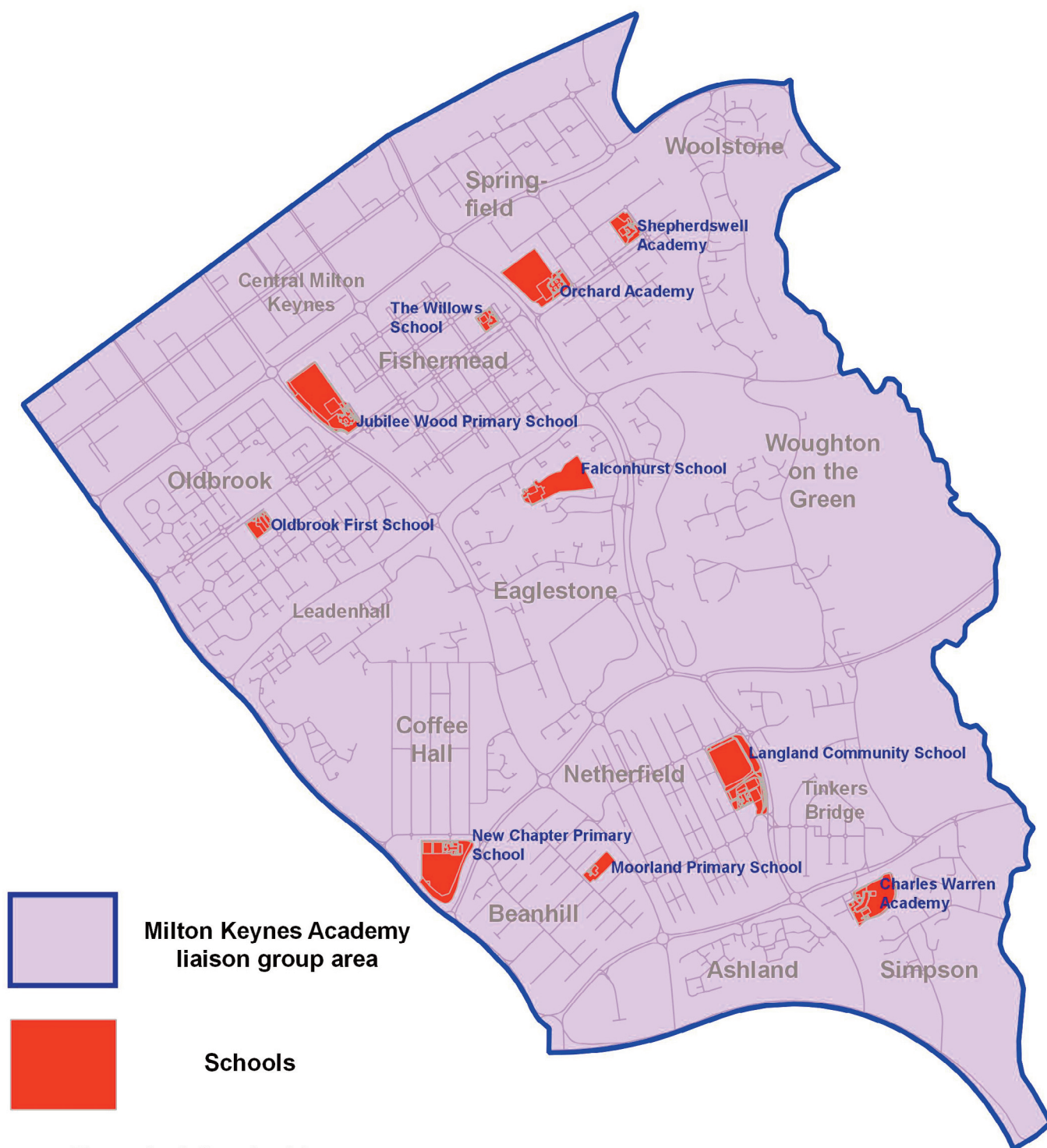
1. Children who are looked after (LAC) and all previously looked after children (PLAC) including those children who appear (to the admission authority) to have been in state care outside of England and ceased to be in state care as a result of being adopted (IAPLAC).
2. Siblings of children who are attending the school at the time allocations are made and are expected to be on roll at the school at the time of the proposed admission and the place of residence is within the catchment area of the school.
3. The child's place of residence is within the catchment area of the school and there is no sibling
4. Siblings of children who are attending the school at the time allocations are made and are expected to be on roll at the school at the time of the proposed admission and the place of residence is outside of the catchment area of the school.
5. Children of staff at the school where the member of staff has been employed at the school for two or more years at the time at which the application for admission to the school is made, and /or the member of staff is recruited to fill a vacant post for which there is a demonstrable skill shortage.
6. "Distance" from the school to the place of residence

In the event of there being more applicants meeting any of the criteria above, places will be allocated in distance order using the distance between the child's normal home address and the school's main entrance, measured in a straight line, using the council's computerised measuring system with those living closest to the school receiving the higher priority. In the unlikely event of joint oversubscription, having exhausted distance, random allocation will be used as the ultimate tie-breaker.

For applicants living in flats, the distance will be measured from the school's main entrance to the front door of the ground floor flat underneath the applicant's main residence. Where two or more pupils live at the same distance, the tie-breaker will be random allocation.

Please refer to the council's website for a detailed copy of the admission arrangements for children starting school for the first time in September 2025.

Milton Keynes Academy Liaison Group primary school locations

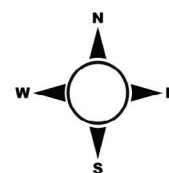


Milton Keynes Academy
liaison group area



Schools

Please check the schools'
individual details for information
on catchment areas.



The Milton Keynes Academy Liaison Group

Charles Warren Academy

Old Groveway, Simpson, Milton Keynes, MK6 3AZ

The catchment area is Ashland, Simpson, Tinkers Bridge, Woughton on the Green and Woughton Park.

Option area: Passmore (either to Charles Warren Academy or Langland Community School).

Key Facts

Type of School	Academy
DfE number	8262018
Admission Authority	The Board of Academy Directors
Age range	4-11
Telephone	01908 670074
Email	admin@charleswarrenacademy.org
Website	www.charleswarrenacademy.org
Places available in Year R for September 2025	30
Supplementary form required	No
Number of applications received for admission in September 2024	38
Number of places offered on national offer day 2024	All applicants offered a place plus additional children not allocated a preferred school
Nursery	No
Special provision	6 place EYFS - KS1 (Reception, Yr 1 and 2)
Wraparound Care	Breakfast Club available onsite. After School Club pick up from school available. Please see school website for more details.

Summary of oversubscription criteria

If the Academy is oversubscribed after the admission of pupils with an Education, Health and Care Plan where the school is named in the Statement, priority will be given to those children who meet the criteria set out below:

1. Children who are looked after (LAC) and all previously looked after children (PLAC) including those children who appear (to the admission authority) to have been in state care outside of England and ceased to be in state care as a result of being adopted (IAPLAC, or special guardianship order, immediately following having been looked after.
2. Children who live in the defined area and have a sibling on roll at the time of admission. Proof of residency may be required.
3. Children who live in the defined area served by the school. Proof of residency may be required.
4. Children who live outside the defined area and have a sibling on roll at the time of admission.
5. Children who live outside the defined area of the school.

If it is necessary to use a tiebreaker to distinguish between two or more applications, a distance criterion will be used. We will give priority to the applicants who live nearest to the school as measured by a straight line from the front door of the home of the applicant to the front door of the main reception of the school site that was on the original application for a place.

Please refer to the school's website for a detailed copy of the admission arrangements for children starting school for the first time in September 2025.

Falconhurst School

High Trees, Eaglestone, Milton Keynes, MK6 5AX

The catchment area is Eaglestone and Peartree Bridge

Key Facts

Type of School	Community
DfE number	8262285
Admission Authority	Milton Keynes City Council
Age range	3-11
Telephone	01908 679354
Email	office@falconhurstschool.co.uk
Website	www.falconhurstschool.co.uk
Places available in Year R for September 2025	45
Supplementary form required	No
Number of applications received for admission in September 2024	42
Places offered on national offer day 2024	All applicants offered a place
Nursery class attached to school	Yes
Special provision	None
Wraparound Care	Breakfast club Please see school website for more details.

Summary of oversubscription criteria

1. Children who are looked after (LAC) and all previously looked after children (PLAC) including those children who appear (to the admission authority) to have been in state care outside of England and ceased to be in state care as a result of being adopted (IAPLAC).
2. Children eligible for the service premium¹
3. Siblings of children who are attending the school at the time allocations are made and are expected to be on roll at the school at the time of the proposed admission and the place of residence is **within the catchment area** of the school
4. The child's place of residence is within the catchment area of the school and there is no sibling
5. Siblings of children who are attending the school at the time allocations are made and are expected to be on roll at the school at the time of the proposed admission and the place of residence is **outside of the catchment area** of the school
6. Children of staff at the school where the member of staff has been employed at the school for two or more years at the time at which the application for admission to the school is made, and /or the member of staff is recruited to fill a vacant post for which there is a demonstrable skill shortage
7. "Distance" from the school to the place of residence

¹The service premium is additional funding paid annually to schools under Section 14 of the Education Act 2002 for the purposes of supporting the pastoral needs of the children of Armed Services personnel.

In the event of there being more applicants meeting any of the criteria above, places will be allocated in distance order using the distance between the child's normal home address and the school's main entrance, measured in a straight line, using the council's computerised measuring system with those living closest to the school receiving the higher priority. In the unlikely event of joint oversubscription, having exhausted distance, random allocation will be used as the ultimate tie-breaker.

For applicants living in flats, the distance will be measured from the school's main entrance to the front door of the ground floor flat underneath the applicant's main residence. Where two or more pupils live at the same distance, the tie-breaker will be random allocation.

Please refer to the council's website for a detailed copy of the admission arrangements for children starting school for the first time in September 2025.

Jubilee Wood Primary School

Fishermead Boulevard, Fishermead, Milton Keynes, MK6 2LB

The catchment area is The Hub, South Central Milton Keynes, South West part of Fishermead. Oldbrook for pupils in years 3 to 6 only.

For pupils in key stage 1 the North West part of Oldbrook only as follows:

Shackleton Place (even numbers), Trueman Place (odd numbers), Sutcliffe Avenue (number 38 upwards), Boycott Avenue (number 45 upwards), Huton Avenue (number 4 upwards) Oldbrook Boulevard (number 178 upwards), Dexter Avenue (number 16 upwards), Edrich Avenue (number 9 upwards), The Boundary (odd numbers 187 and even numbers 266), Larwood Place, Verity Place and Arlott Crescent.

Key Facts

Type of School	Academy
DfE number	8262004
Admission Authority	The Board of Academy Directors
Age range	4-11
Telephone	01908 257810
Email	office@jubileewood.milton-keynes.sch.uk
Website	www.jubileewood.milton-keynes.sch.uk
Places available in Year R for September 2025	60
Places available in Year 3 for September 2025	30
Supplementary form required	No
Number of applications received for admission in September 2024 for Year R	74
Number of applications received for admission in September 2024 for Year 3	66
Places offered on national offer day 2024	YR R - All applicants offered a place plus additional children not allocated a preferred school YR 3 - All applicants offered a place
Nursery class attached to school	Yes
Special provision	None
Wraparound Care	Breakfast club on site. Please see school website for more details.

Summary of oversubscription criteria

In the event that there are more applications than places available, applications will be ranked as follows:

1. Children who are looked after (LAC) and all previously looked after children (PLAC) including those children who appear (to the admission authority) to have been in state care outside of England and ceased to be in state care as a result of being adopted (IAPLAC).
2. A sibling at the school who is expected to be on roll at the school at the time of admission of the younger sibling and the place of residence is within the catchment area of the school
3. The child's place of residence is within the catchment area of the school and there is no sibling
4. There is already a sibling at the school who is expected to be on roll at the school at the time of admission of the younger sibling and the place of residence is outside of the catchment area
5. The child has previously been attending Jubilee Wood Caterpillars Nursery for a minimum of one full term
6. Children of staff at the school where the member of staff has been employed at the school for two or more years at the time at which the application for admission to the school is made, and/or the member of staff is recruited to fill a vacant post for which there is a demonstrable skill shortage
7. Distance from the school to the place of residence

In the event of there being more applicants meeting any of the criteria above, places will be allocated in distance order using the distance between the child's normal home address and the school's main entrance, measured in a straight line, using the council's computerised measuring system with those living closest to the school receiving the higher priority. In the unlikely event of joint oversubscription, having exhausted distance, random allocation will be used as the ultimate tie-breaker.

For applicants living in flats, the distance will be measured from the school's main entrance to the front door of the ground floor flat underneath the applicant's main residence. Where two or more pupils live at the same distance, the tie-breaker will be random allocation.

Please refer to the council's website for a detailed copy of the admission arrangements for children starting school for the first time or transferring from an infant school at the end of Year 2 in September 2025.

Langland Community School

Langland Road, Netherfield, Milton Keynes, MK6 4HA

The catchment area is Netherfield.

Option area: Passmore (either to Charles Warren Academy or Langland Community School).

Key Facts

Type of School	Academy
DfE number	8262284
Admission Authority	The Governing Body
Age range	4-11
Telephone	01908 670712
Email	office@langlandschool.org.uk
Website	www.langland.milton-keynes.sch.uk
Places available in Year R for September 2025	30
Supplementary form required	Yes
Number of applications received for admission in September 2024	17
Places offered on national offer day 2024	All applicants offered a place
Nursery class attached to school	Yes
Special provision	None
Wraparound Care	Breakfast club available on site. Please see school website for more details.

Summary of oversubscription criteria

Children will be admitted where a child has an Education, Health and Care Plan (EHC) plan which names the school as the appropriate provision.

In the event that there are more applications than places available, applications will be ranked as follows:

1. Looked After children
2. Siblings
3. Children of School staff
4. Children who live nearer to the school than any other publicly funded state school with an equivalent year group
5. Other children

In the event of there being more applicants meeting any of the criteria above, places will be allocated in distance order using the distance between the child's normal home address and the school's main entrance, measured in a straight line, using the council's computerised measuring system with those living closest to the school receiving the higher priority. In the unlikely event of joint oversubscription, having exhausted distance, random allocation will be used as the ultimate tie-breaker.

For applicants living in flats, the distance will be measured from the school's main entrance to the front door of the ground floor flat underneath the applicant's main residence. Where two or more pupils live at the same distance, the tie-breaker will be random allocation

Please refer to the council's website for a detailed copy of the admission arrangements for children starting school for the first time in September 2025.

Remember the closing date for applications is 15 January 2025

Moorland Primary School

Maslin Drive, Beanhill, Milton Keynes, MK6 4ND

The catchment area is Beanhill.

Key Facts

Type of School	Academy
DfE number	8262027
Admission Authority	The Governing Body
Age range	3-11
Telephone	01908 678888
Email	office@moorlandprimaryschool.co.uk
Website	www.moorlandprimaryschool.co.uk
Places available in Year R for September 2025	30
Supplementary form required	No
Number of applications received for admission in September 2024	28
Places offered on national offer day 2024	All applicants offered a place
Nursery class attached to school	Yes
Special provision	None
Wraparound Care	Breakfast Club available onsite Please contact school for more details

Summary of oversubscription criteria

In the event that there are more applications than places available, applications will be ranked as follows:

1. Children who are looked after (LAC) and all previously looked after children (PLAC) including those children who appear (to the admission authority) to have been in state care outside of England and ceased to be in state care as a result of being adopted (IAPLAC).
2. Siblings of children who are attending the school at the time allocations are made and are expected to be on roll at the school at the time of the proposed admission and the place of residence is within the catchment area of the school
3. The child's place of residence is within the catchment area of the school and there is no sibling
4. Siblings of children who are attending the school at the time allocations are made and are expected to be on roll at the school at the time of the proposed admission and the place of residence is outside of the catchment area of the school
5. Children of staff at the school where the member of staff has been employed at the school for two or more years at the time at which the application for admission to the school is made, and /or the member of staff is recruited to fill a vacant post for which there is a demonstrable skill shortage
6. "Distance" from the school to the place of residence

In the event of there being more applicants meeting any of the criteria above, places will be allocated in distance order using the distance between the child's normal home address and the school's main entrance, measured in a straight line, using the council's computerised measuring system with those living closest to the school receiving the higher priority. In the unlikely event of joint oversubscription, having exhausted distance, random allocation will be used as the ultimate tie-breaker.

For applicants living in flats, the distance will be measured from the school's main entrance to the front door of the ground floor flat underneath the applicant's main residence. Where two or more pupils live at the same distance, the tie-breaker will be random allocation.

Please refer to the council's website for a detailed copy of the admission arrangements for children starting school for the first time in September 2025.

New Chapter Primary School

Chapter, Coffee Hall, Milton Keynes, MK6 5EA

The catchment area is Coffee Hall, Leadenhall and Beanhill.

Key Facts

Type of School	Academy
DfE number	8262020
Admission Authority	MKET Board of Trustees
Age range	4-11
Telephone	01908 679809
Email	ncoffice@mket.org.uk
Website	newchapterprimary.org.uk
Places available in Year R for September 2025	30
Supplementary form required	No
Number of applications received for admission in September 2024	23
Places offered on national offer day 2024	All applicants offered a place
Nursery class attached to school	No
Special provision	None
Wraparound Care	Breakfast Club available onsite. Please contact school for more details.

Summary of oversubscription criteria

Children who have an Education, Health and Care Plan that names New Chapter Primary School will be allocated a place in accordance with national regulations.

In the event that there are more applications received than there are places available the following criteria will be used to allocate places:

1. Children who are looked after (LAC) and all previously looked after children (PLAC) including those children who appear (to the admission authority) to have been in state care outside of England and ceased to be in state care as a result of being adopted (IAPLAC).
2. Children living within the defined area who will have a sibling still in attendance at New Chapter Primary School at the time of admission.
3. Children of staff employed by the Milton Keynes Education Trust.
4. Children who live in New Chapter Primary School's defined area
5. Children living outside the defined area with a sibling still in attendance at the time of Admission
6. Children living outside the defined area

In the event of over subscription, including over subscription within any category above, remaining places will be awarded according to the proximity of the child's main residence to the main entrance of New Chapter Primary School. This is measured in a straight line from the front door of the child's home to the school's main entrance gate using the council's computerised measuring system, with those living closer to the school receiving higher priority.

Please refer to the school's website for a detailed copy of the school's admission arrangements for children starting school for the first time in September 2025.

Oldbrook First School and Nursery

Illingworth Place, Oldbrook, Milton Keynes, MK6 2NH

The catchment area is The Hub and Oldbrook with the exception of the following roads:

Shackleton Place (even numbers), Trueman Place (odd numbers), Sutcliffe Avenue (number 38 upwards), Boycott Avenue (number 45 upwards), Huton Avenue (number 4 upwards) Oldbrook Boulevard (number 178 upwards), Dexter Avenue (number 16 upwards), Edrich Avenue (number 9 upwards), The Boundary (odd numbers 1-87 and even numbers 2-66), Larwood Place, Verity Place and Arlott Crescent.

Key Facts

Type of School	Community
DfE number	8262062
Admission Authority	Milton Keynes City Council
Age range	2-7
Telephone	01908 604689
Email	office@oldbrookschool.co.uk
Website	www.oldbrookschool.co.uk
Places available in Year R for September 2025	60
Supplementary form required	No
Number of applications received for admission in September 2024	69
Places offered on national offer day 2024	All applicants offered a place plus additional children not offered a preferred school
Nursery class attached to school	Yes
Special provision	None
Wraparound Care	Breakfast Club available After School wraparound care is available onsite Please see school website for more details.

Summary of oversubscription criteria

In the event that there are more applications than places available, applications will be ranked as follows:

1. Children who are looked after (LAC) and all previously looked after children (PLAC) including those children who appear (to the admission authority) to have been in state care outside of England and ceased to be in state care as a result of being adopted (IAPLAC)
2. Children eligible for the service premium¹
3. Siblings of children who are attending the school at the time allocations are made and are expected to be on roll at the school at the time of the proposed admission and the place of residence is **within the catchment area** of the school
4. The child's place of residence is within the catchment area of the school and there is no sibling
5. Siblings of children who are attending the school at the time allocations are made and are expected to be on roll at the school at the time of the proposed admission and the place of residence is **outside of the catchment area** of the school
6. Children of staff at the school where the member of staff has been employed at the school for two or more years at the time at which the application for admission to the school is made, and /or the member of staff is recruited to fill a vacant post for which there is a demonstrable skill shortage
7. "Distance" from the school to the place of residence.

¹The service premium is additional funding paid annually to schools under Section 14 of the Education Act 2002 for the purposes of supporting the pastoral needs of the children of Armed Services personnel.

Please refer to the council's website for a detailed copy of the admission arrangements for children starting school for the first time in September 2025.

Remember the closing date for applications is 15 January 2025

Orchard Academy

Springfield Boulevard, Springfield, Milton Keynes, MK6 4HW

The catchment area is Campbell Park south of the park, Springfield, Fishermead – roads north-east of Pencarrow Place and Mullion Place, South Central Milton Keynes and Woolstone.

Key Facts

Type of School	Academy
DfE number	8262019
Admission Authority	EMAT – East Midlands Academy Trust
Age range	7-11
Telephone	01908 735882
Email	school@orchard.emat.uk
Website	www.orchard.emat.uk
Places available in Year 3 for September 2025	90
Supplementary form required	No
Number of applications received for admission in September 2024 for Year 3	110
Places offered on national offer day 2024	All applicants offered a place
Special provision	SEND Department ASD and SEMH
Wraparound Care	Breakfast Club available onsite. Please see school website for more details.

Summary of oversubscription criteria

Children who have an Education, Health and Care Plan naming Orchard Academy will be given priority for admission within the normal admission round.

Where there is oversubscription the following criteria will be used to allocate places:

1. Children who are looked after (LAC) and all previously looked after children (PLAC) including those children who appear (to the admission authority) to have been in state care outside of England and ceased to be in state care as a result of being adopted (IAPLAC).
2. A child with a sibling at the school, or Shepherdswell Academy, who is expected to be on roll at the school or Shepherdswell Academy at the time of admission.
3. A child on roll at the infant feeder school, Shepherdswell Academy, at the time of application and/or continuing to be on the school's roll until the end of year 2.
4. The child's place of residence is within of the catchment area of the school and there is no sibling.
5. Others.

In the event of there being more applicants meeting any of the criteria above places will be allocated in distance order using the distance between the child's normal home address and the school's main entrance, measured in a straight line, using the council's computerised measuring system with those living closest to the school receiving the higher priority.

Please refer to the school's website for a detailed copy of the school's admission arrangements for children transferring from an infant school at the end of year 2 in September 2025.

Remember the closing date for applications is 15 January 2025

Shepherdswell Academy

Billingwell Place, Springfield, Milton Keynes, MK6 3NP

The catchment area is Campbell Park south of the park, Springfield and Woolstone.

Key Facts

Type of School	Academy
DfE number	8262319
Admission Authority	EMAT - East Midlands Academy Trust
Age range	2-7
Telephone	01908 735865
Email	parents@shepherdswell.emat.uk
Website	https://shepherdswell.emat.uk/
Places available in Year R for September 2025	60
Supplementary form required	No
Number of applications received for admission in September 2024	58
Places offered on national offer day 2024	All applicants offered a place
Nursery class attached to school	Yes
Special provision	SCD Department for up to 8 children. Admissions through Milton Keynes Council Inclusion team.
Wraparound Care	Breakfast club and After school club on site for both nursery and school aged children. Please see school website for more details.

Summary of oversubscription criteria

Children who have an Education Health Care Plan will be given priority for admission within the normal admission round

Where there is oversubscription, the following criteria will be used to allocate places:

1. Children in public care or previously in public care but immediately after being looked after became subject to an adoption, residence/child arrangements order or special guardianship order. All LAC and previously LAC are given the highest priority in all schools' oversubscription.
2. A child with a sibling at the school or Orchard Academy, who is expected to be on roll at the school at the time of admission.
3. The child's place of residence is within the catchment area of the school and there is no sibling.
4. Others.

In the event of there being more applicants meeting any of the criteria above, places will be allocated in distance order using the distance between the child's normal home address and the school's main entrance, measured in a straight line, using the council's computerised measuring system with those living closest to the school receiving the higher priority.

Please refer to the school's website for a detailed copy of the school's admission arrangements for children starting school for the first time in September 2025.

Remember the closing date for applications is 15 January 2025

The Willows School and Early Years Centre

Fishermead Boulevard, Fishermead, Milton Keynes, MK6 2LP

The catchment area is Fishermead north east of a line drawn down Pencarrow Place and Mullion Place and including South Central Milton Keynes east of Secklow Gate.

Key Facts

Type of School	Community
DfE number	8262320
Admission Authority	Milton Keynes City Council
Age range	2-7
Telephone	01908 528803
Email	office@thewillowseyc.org.uk
Website	www.thewillowseyc.org.uk
Places available in Year R for September 2025	45
Supplementary form required	No
Number of applications received for admission in September 2024	54
Places offered on national offer day 2024	All applicants offered a place
Nursery class attached to school	Yes
Special provision	None
Wraparound Care	Breakfast Club available onsite. After School Club available onsite. Please see school website for more details.

Summary of oversubscription criteria

In the event that there are more applications than places available, applications will be ranked as follows:

1. Children who are looked after (LAC) and all previously looked after children (PLAC) including those children who appear (to the admission authority) to have been in state care outside of England and ceased to be in state care as a result of being adopted (IAPLAC).
2. Children eligible for the service premium¹
3. Siblings of children who are attending the school at the time allocations are made and are expected to be on roll at the school at the time of the proposed admission and the place of residence is within the catchment area of the school
4. The child's place of residence is within the catchment area of the school and there is no sibling
5. Siblings of children who are attending the school at the time allocations are made and are expected to be on roll at the school at the time of the proposed admission and the place of residence is outside of the catchment area of the school
6. Children of staff at the school where the member of staff has been employed at the school for two or more years at the time at which the application for admission to the school is made, and /or the member of staff is recruited to fill a vacant post for which there is a demonstrable skill shortage
7. "Distance" from the school to the place of residence

¹The service premium is additional funding paid annually to schools under Section 14 of the Education Act 2002 for the purposes of supporting the pastoral needs of the children of Armed Services personnel.

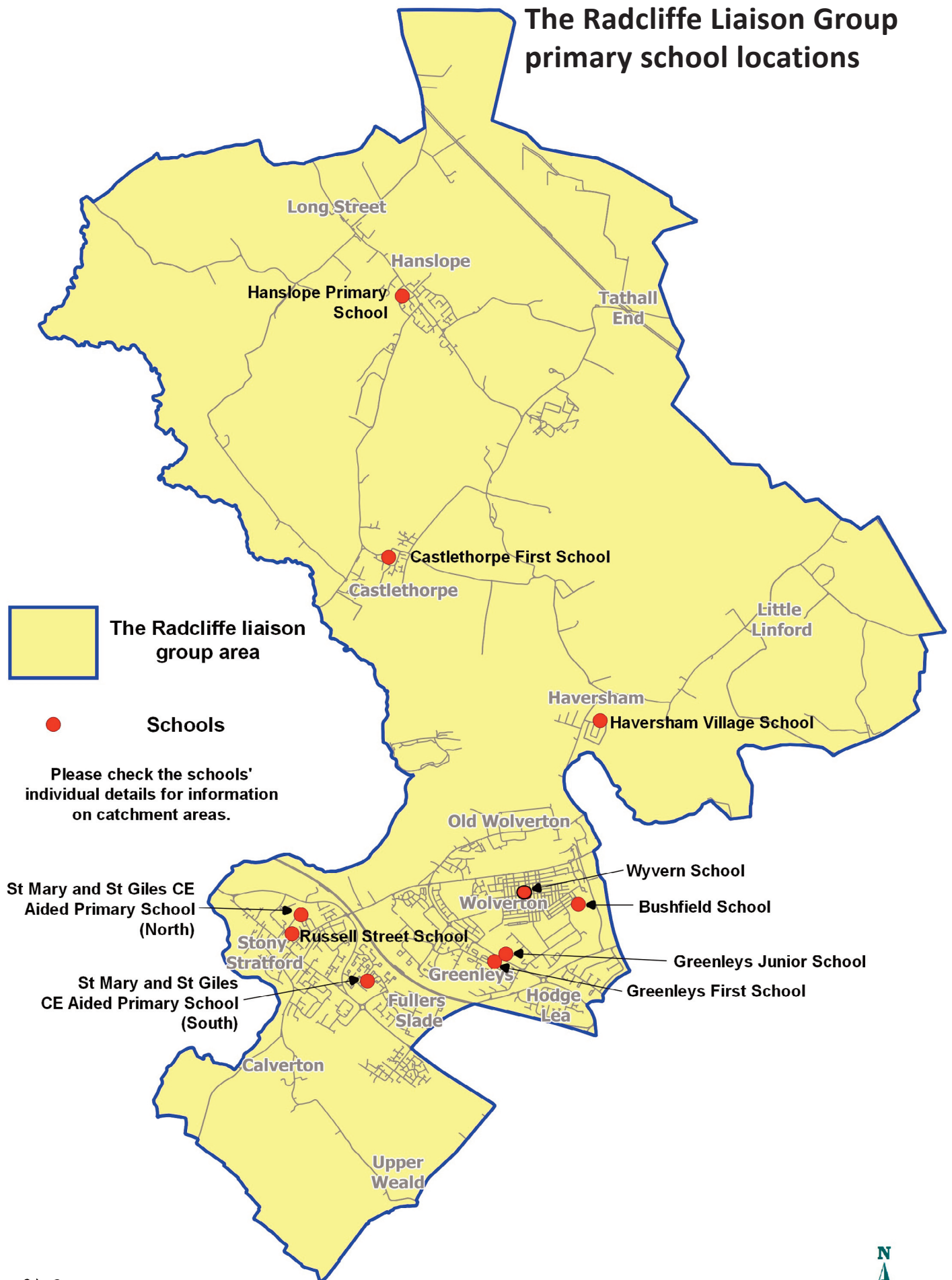
In the event of there being more applicants meeting any of the criteria above, places will be allocated in distance order using the distance between the child's normal home address and the school's main entrance, measured in a straight line, using the council's computerised measuring system with those living closest to the school receiving the higher priority. In the unlikely event of joint oversubscription, having exhausted distance, random allocation will be used as the ultimate tie-breaker.

For applicants living in flats, the distance will be measured from the school's main entrance to the front door of the ground floor flat underneath the applicant's main residence. Where two or more pupils live at the same distance, the tie-breaker will be random allocation.

Please refer to the council's website for a detailed copy of the admission arrangements for children starting school for the first time in September 2025.

Remember the closing date for applications is 15 January 2025

The Radcliffe Liaison Group primary school locations



The Radcliffe School Liaison Group

Bushfield School

Moon Street, Wolverton, Milton Keynes, MK12 5JG

The catchment area is Wolverton with the exception of the roads listed below, Old Wolverton and Wolverton Mill north of Ridgeway, Stacey Bushes, Haversham Village, Haversham Estate and Little Linford.

The following roads in Wolverton are in area to Greenleys Junior School and not Bushfield School:

Addington Avenue, Carter Grove, Frank Atter Croft, Franklins Croft, Goddards Croft, Horners Croft, Marron Lane, Meacham Meadow, Syward Row, Vickers Way, Wilkinson Crescent and Whiting Close.

Key Facts

Type of School	Foundation
DfE number	8262121
Admission Authority	The Governing Body
Age range	7-11
Telephone	01908 314876
Email	office@bushfieldschool.org
Website	www.bushfieldschool.net
Places available in Year 3 for September 2025	120
Supplementary form required	No
Number of applications received for admission in September 2024 for Year 3	119
Places offered on national offer day 2024	All applicants offered a place
Nursery class attached to school	No
Special provision	None
Wraparound Care	Breakfast Club available Afterschool care provisions for Premier Education. Please see school website for more details

Summary of oversubscription criteria

Children who have an Education, Health and Care Plan naming Bushfield School will be given priority for admission within the normal admission round at 7+.

Where there is oversubscription the following criteria will be used to allocate places:

1. Children who are looked after (LAC) and all previously looked after children (PLAC) including those children who appear (to the admission authority) to have been in state care outside of England and ceased to be in state care as a result of being adopted (IAPLAC).
2. Children who live in the defined area and have a sibling on roll at the time of admission. Proof of residence may be required.
3. Children who live in the defined area served by the school. Proof of residence may be required.
4. Children of staff at the school. Where a member of staff has been employed at the school for two or more years at the time at which the application for admission to the school is made, and/or the member of staff is recruited to fill a vacant post for which there is a demonstrable skill shortage.
5. Children who live outside the defined area and have a sibling on roll at the time of admission.
6. Pupils living outside the defined area who attend Wyvern School or Haversham Village School
7. Children who live outside the defined area of the school

In the event of oversubscription places will be allocated in distance order using the distance between the child's normal home address and the school's main entrance, using the shortest appropriate route, measured using the Local Authority's computerised measuring system with those living closest to the school receiving the higher priority.

Please refer to the school's website for a detailed copy of the school's admission arrangements for children transferring from an infant school at the end of year 2 in September 2025.

Castlethorpe First School

Castlethorpe, Milton Keynes, MK19 7EW

The catchment area is the parish of Castlethorpe including Milford Leys, Lincoln Lodge, Bullington End and Leamington Farm.

Key Facts

Type of School	Community
DfE number	8262015
Admission Authority	Milton Keynes City Council
Age range	4-7
Telephone	01908 510342
Email	office@castlethorpeschool.co.uk
Website	www.castlethorpeschool.co.uk
Places available in Year R for September 2025	15
Supplementary form required	No
Number of applications received for admission in September 2024	47
Places offered on national offer day 2024	All applicants offered up to criterion 5 (children of staff) and some allocated under criterion 6 (distance) up to a distance of 1.491 miles
Nursery class attached to school	No
Special provision	None
Wraparound Care	Breakfast Club available onsite. After School Club available onsite. Please see school website for more details.

Summary of oversubscription criteria

In the event that there are more applications than places available, applications will be ranked as follows:

1. Children who are looked after (LAC) and all previously looked after children (PLAC) including those children who appear (to the admission authority) to have been in state care outside of England and ceased to be in state care as a result of being adopted (IAPLAC).
2. Children eligible for the service premium¹
3. Siblings of children who are attending the school at the time allocations are made and are expected to be on roll at the school at the time of the proposed admission and the place of residence is **within the catchment area** of the school
4. The child's place of residence is within the catchment area of the school and there is no sibling
5. Siblings of children who are attending the school at the time allocations are made and are expected to be on roll at the school at the time of the proposed admission and the place of residence is **outside of the catchment area** of the school
6. Children of staff at the school where the member of staff has been employed at the school for two or more years at the time at which the application for admission to the school is made, and /or the member of staff is recruited to fill a vacant post for which there is a demonstrable skill shortage
7. "Distance" from the school to the place of residence

¹The service premium is additional funding paid annually to schools under Section 14 of the Education Act 2002 for the purposes of supporting the pastoral needs of the children of Armed Services personnel.

In the event of there being more applicants meeting any of the criteria above, places will be allocated in distance order using the distance between the child's normal home address and the school's main entrance, measured in a straight line, using the council's computerised measuring system with those living closest to the school receiving the higher priority. In the unlikely event of joint oversubscription, having exhausted distance, random allocation will be used as the ultimate tie-breaker.

For applicants living in flats, the distance will be measured from the school's main entrance to the front door of the ground floor flat underneath the applicant's main residence. Where two or more pupils live at the same distance, the tie-breaker will be random allocation.

Please refer to the council's website for a detailed copy of the admission arrangements for children starting school for the first time in September 2025.

Greenleys First School

Ardwell Lane, Greenleys, Milton Keynes, MK12 6AT

The catchment area is Greenleys (bounded in the north by Ridgeway), including Addington Avenue, Carter Grove, Frank Atter Croft, Franklins Croft, Goddards Croft, Horners Croft, Marron Lane, Meacham Meadow, Syward Row, Vickers Way, Wilkinson Crescent and Whiting Close plus Hodge Lea.

Key Facts

Type of School	Community
DfE number	8262272
Admission Authority	Milton Keynes City Council
Age range	4-7
Telephone	01908 314698
Email	office@greenleysfirstschool.org.uk
Website	www.greenleysfirstschool.org.uk
Places available in Year R for September 2025	30
Supplementary form required	No
Number of applications received for admission in September 2024	72
Places offered on national offer day 2024	All applicants offered a place
Nursery class attached to school	No
Special provision	None
Wraparound Care	Breakfast Club available After-school/wrap around provision available from September 2024 Please see school website for more details

Summary of oversubscription criteria

In the event that there are more applications than places available, applications will be ranked as follows:

1. Children who are looked after (LAC) and all previously looked after children (PLAC) including those children who appear (to the admission authority) to have been in state care outside of England and ceased to be in state care as a result of being adopted (IAPLAC).
2. Children eligible for the service premium¹
3. Siblings of children who are attending the school at the time allocations are made and are expected to be on roll at the school at the time of the proposed admission and the place of residence is **within the catchment area** of the school
4. The child's place of residence is within the catchment area of the school and there is no sibling
5. Siblings of children who are attending the school at the time allocations are made and are expected to be on roll at the school at the time of the proposed admission and the place of residence is **outside of the catchment area** of the school
6. Children of staff at the school where the member of staff has been employed at the school for two or more years at the time at which the application for admission to the school is made, and /or the member of staff is recruited to fill a vacant post for which there is a demonstrable skill shortage
7. "Distance" from the school to the place of residence

¹The service premium is additional funding paid annually to schools under Section 14 of the Education Act 2002 for the purposes of supporting the pastoral needs of the children of Armed Services personnel.

In the event of there being more applicants meeting any of the criteria above places will be allocated in distance order using the distance between the child's normal home address and the school's main entrance, measured in a straight line, using the council's computerised measuring system with those living closest to the school receiving the higher priority. In the unlikely event of joint oversubscription, having exhausted distance, random allocation will be used as the ultimate tie-breaker.

For applicants living in flats, the distance will be measured from the school's main entrance to the front door of the ground floor flat underneath the applicant's main residence. Where two or more pupils live at the same distance, the tie-breaker will be random allocation.

Please refer to the council's website for a detailed copy of the admission arrangements for children starting school for the first time in September 2025.

Remember the closing date for applications is 15 January 2025

Greenleys Junior School

Marron Lane, Greenleys, Milton Keynes, MK12 5DE

The catchment area is Greenleys (bounded in the north by Ridgeway), including Addington Avenue, Carter Grove, Frank Atter Croft, Franklins Croft, Goddards Croft, Horners Croft, Marron Lane, Meacham Meadow, Syward Row, Vickers Way, Wilkinson Crescent and Whiting Close plus Hodge Lea.

Key Facts

Type of School	Community
DfE number	8262305
Admission Authority	Milton Keynes City Council
Age range	7-11
Telephone	01908 312551
Email	office@greenleysjunior.org
Website	www.greenleysjunior.org
Places available in Year 3 for September 2025	60
Supplementary form required	No
Number of applications received for admission in September 2024 for Year 3	68
Places offered on national offer day 2024	All applicants offered a place
Nursery class attached to school	No
Special provision	None
Wraparound Care	Breakfast Club available onsite from 8am After School Club available onsite until 6:10pm Please see school website for more details.

Summary of oversubscription criteria

In the event that there are more applications than places available, applications will be ranked as follows:

1. Children who are looked after (LAC) and all previously looked after children (PLAC) including those children who appear (to the admission authority) to have been in state care outside of England and ceased to be in state care as a result of being adopted (IAPLAC).
2. Children eligible for the service premium¹
3. Siblings of children who are attending the school at the time allocations are made and are expected to be on roll at the school at the time of the proposed admission and the place of residence is **within the catchment area** of the school
3. The child's place of residence is within the catchment area of the school and there is no sibling
4. Siblings of children who are attending the school at the time allocations are made and are expected to be on roll at the school at the time of the proposed admission and the place of residence is **outside of the catchment area** of the school
5. Children of staff at the school where the member of staff has been employed at the school for two or more years at the time at which the application for admission to the school is made, and /or the member of staff is recruited to fill a vacant post for which there is a demonstrable skill shortage
6. "Distance" from the school to the place of residence

¹The service premium is additional funding paid annually to schools under Section 14 of the Education Act 2002 for the purposes of supporting the pastoral needs of the children of Armed Services personnel.

In the event of there being more applicants meeting any of the criteria above places will be allocated in distance order using the distance between the child's normal home address and the school's main entrance, measured in a straight line, using the council's computerised measuring system with those living closest to the school receiving the higher priority. In the unlikely event of joint oversubscription, having exhausted distance, random allocation will be used as the ultimate tie-breaker.

For applicants living in flats, the distance will be measured from the school's main entrance to the front door of the ground floor flat underneath the applicant's main residence. Where two or more pupils live at the same distance, the tie-breaker will be random allocation.

Please refer to the council's website for a detailed copy of the admission arrangements for children starting school for the first time in September 2025.

Remember the closing date for applications is 15 January 2025

Hanslope Primary School

Hanslope, Milton Keynes, MK19 7BL

The catchment area is Hanslope Parish (except Miltford Leys, Lincoln Lodge, Bullington End and Leamington Farm). Castlethorpe Parish at age 7.

Key Facts

Type of School	Community
DfE number	8262042
Admission Authority	Milton Keynes City Council
Age range	4-11
Telephone	01908 510245
Email	admin@hanslope.milton-keynes.sch.uk
Website	www.hanslopeschool.co.uk
Places available in Year R for September 2025	60
Places available in Year 3 for September 2025	15
Supplementary form required	No
Number of applications received for admission in September 2024	YR - 64 Y3 - 20
Places offered on national offer day 2024	YR - All applicants offered a place plus additional children not allocated a preferred school. Y3 - All applicants offered a place
Nursery class attached to school	No
Special provision	None
Wraparound Care	Breakfast Club available onsite. After School Club available onsite. Please contact school for more details.

Summary of oversubscription criteria

In the event that there are more applications than places available, applications will be ranked as follows:

1. Children who are looked after (LAC) and all previously looked after children (PLAC) including those children who appear (to the admission authority) to have been in state care outside of England and ceased to be in state care as a result of being adopted (IAPLAC).
2. Children eligible for the service premium¹
3. Siblings of children who are attending the school at the time allocations are made and are expected to be on roll at the school at the time of the proposed admission and the place of residence is **within the catchment area** of the school
4. The child's place of residence is within the catchment area of the school and there is no sibling
5. Siblings of children who are attending the school at the time allocations are made and are expected to be on roll at the school at the time of the proposed admission and the place of residence is **outside of the catchment area** of the school
6. Children of staff at the school where the member of staff has been employed at the school for two or more years at the time at which the application for admission to the school is made, and /or the member of staff is recruited to fill a vacant post for which there is a demonstrable skill shortage
7. "Distance" from the school to the place of residence

¹The service premium is additional funding paid annually to schools under Section 14 of the Education Act 2002 for the purposes of supporting the pastoral needs of the children of Armed Services personnel.

In the event of there being more applicants meeting any of the criteria above, places will be allocated in distance order using the distance between the child's normal home address and the school's main entrance, measured in a straight line, using the council's computerised measuring system with those living closest to the school receiving the higher priority. In the unlikely event of joint oversubscription, having exhausted distance, random allocation will be used as the ultimate tie-breaker.

For applicants living in flats, the distance will be measured from the school's main entrance to the front door of the ground floor flat underneath the applicant's main residence. Where two or more pupils live at the same distance, the tie-breaker will be random allocation.

Please refer to the council's website for a detailed copy of the admission arrangements for children starting school for the first time or transferring at the end of year 2 in September 2025.

Remember the closing date for applications is 15 January 2025

Haversham Village School

Haversham, Milton Keynes, MK19 7AN

The catchment area is Haversham Village, Haversham Estate and Little Linford.

Key Facts

Type of School	Community
DfE number	8262043
Admission Authority	Milton Keynes City Council
Age range	4-11 - Please note this is an expanding school that currently has YR to Y4 only
Telephone	01908 312673
Email	office@haversham.milton-keynes.sch.uk
Website	www.havershamvillage.co.uk
Places available in Year R for September 2025	25
Supplementary form required	No
Number of applications received for admission in September 2024	48
Number of places offered on national offer day 2024	All applicants offered a place
Nursery class attached to school	No
Special provision	None
Wraparound Care	Breakfast Club available onsite. After School Club available onsite. Please see school website for more details.

Summary of oversubscription criteria

In the event that there are more applications than places available, applications will be ranked as follows:

1. Children who are looked after (LAC) and all previously looked after children (PLAC) including those children who appear (to the admission authority) to have been in state care outside of England and ceased to be in state care as a result of being adopted (IAPLAC).
2. Children eligible for the service premium¹
3. Siblings of children who are attending the school at the time allocations are made and are expected to be on roll at the school at the time of the proposed admission and the place of residence is **within the catchment area** of the school
4. The child's place of residence is within the catchment area of the school and there is no sibling
5. Siblings of children who are attending the school at the time allocations are made and are expected to be on roll at the school at the time of the proposed admission and the place of residence is **outside of the catchment area** of the school
6. Children of staff at the school where the member of staff has been employed at the school for two or more years at the time at which the application for admission to the school is made, and /or the member of staff is recruited to fill a vacant post for which there is a demonstrable skill shortage
7. "Distance" from the school to the place of residence

¹The service premium is additional funding paid annually to schools under Section 14 of the Education Act 2002 for the purposes of supporting the pastoral needs of the children of Armed Services personnel.

In the event of there being more applicants meeting any of the criteria above, places will be allocated in distance order using the distance between the child's normal home address and the school's main entrance, measured in a straight line, using the council's computerised measuring system with those living closest to the school receiving the higher priority. In the unlikely event of joint oversubscription, having exhausted distance, random allocation will be used as the ultimate tie-breaker.

For applicants living in flats, the distance will be measured from the school's main entrance to the front door of the ground floor flat underneath the applicant's main residence. Where two or more pupils live at the same distance, the tie-breaker will be random allocation.

Please refer to the council's website for a detailed copy of the admission arrangements for children starting school for the first time in September 2025.

Russell Street School

Russell Street, Stony Stratford, Milton Keynes, MK11 1BT

The catchment area is the western side of Stony Stratford bounded by and including Calverton Road (odd numbers to 33 and all even numbers), Park Road, London Road (as far as the allotments), Malletts Close and the village of Calverton.

Key Facts

Type of School	Community
DfE number	8262112
Admission Authority	Milton Keynes City Council
Age range	4-7
Telephone	01908 563148
Email	office@russell-street-school.co.uk
Website	www.russell-street-school.co.uk
Places available in Year R for September 2025	60
Supplementary form required	No
Number of applications received for admission in September 2024	121
Places offered on national offer day 2024	All applicants offered a place plus additional children not allocated a preferred school.
Nursery class attached to school	Yes
Special provision	None
Wraparound Care	Breakfast Club available onsite. After School Club available onsite. Please see school website for more details.

Summary of oversubscription criteria

In the event that there are more applications than places available, applications will be ranked as follows:

1. Children who are looked after (LAC) and all previously looked after children (PLAC) including those children who appear (to the admission authority) to have been in state care outside of England and ceased to be in state care as a result of being adopted (IAPLAC).
2. Children eligible for the service premium¹
3. Siblings of children who are attending the school at the time allocations are made and are expected to be on roll at the school at the time of the proposed admission and the place of residence is **within the catchment area** of the school
4. The child's place of residence is within the catchment area of the school and there is no sibling
5. Siblings of children who are attending the school at the time allocations are made and are expected to be on roll at the school at the time of the proposed admission and the place of residence is **outside of the catchment area** of the school
6. Children of staff at the school where the member of staff has been employed at the school for two or more years at the time at which the application for admission to the school is made, and /or the member of staff is recruited to fill a vacant post for which there is a demonstrable skill shortage
7. "Distance" from the school to the place of residence

¹The service premium is additional funding paid annually to schools under Section 14 of the Education Act 2002 for the purposes of supporting the pastoral needs of the children of Armed Services personnel.

In the event of there being more applicants meeting any of the criteria above, places will be allocated in distance order using the distance between the child's normal home address and the school's main entrance, measured in a straight line, using the council's computerised measuring system with those living closest to the school receiving the higher priority. In the unlikely event of joint oversubscription, having exhausted distance, random allocation will be used as the ultimate tie-breaker

For applicants living in flats, the distance will be measured from the school's main entrance to the front door of the ground floor flat underneath the applicant's main residence. Where two or more pupils live at the same distance, the tie-breaker will be random allocation.

Please refer to the council's website for a detailed copy of the admission arrangements for children starting school for the first time in September 2025.

Remember the closing date for applications is 15 January 2025

St Mary & St Giles C of E Aided Primary School

King George Crescent, Stony Stratford, Milton Keynes, MK11 1EF – North Site

Galley Hill, Stony Stratford, Milton Keynes, MK11 1PA – South Site

St Mary & St Giles C of E Primary School is one school with two sites: North and South.

For pupils in Reception, Key Stage 1 and Key Stage 2:

The South Site serves Fullers Slade and Galley Hill estates, that part of Stony Stratford east of a line from the junction of Calverton Road and Augustus Road across London Road to the loop road and including The Limes, Coronation Road and Hale Avenue

For pupils in Key Stage 2 only:

North Site serves the western side of Stony Stratford bounded by and including Calverton Road (Odd numbers to 33 and all even numbers), Park Road, London Road (as far as the allotments), Mallets Close and the Village of Calverton.

Key Facts

Type of School	Academy
DfE number	8262029
Admission Authority	The Governing Body
Age range	3-11
Telephone	01908 562186 / 01908 562955
Email	office@smsg.uk.com / southoffice@smsg.uk.com
Website	https://www.smsg.uk.com
Places available in Year R for September 2025	30
Places available in Year 3 for September 2025	90
Supplementary form required	Yes if applying under criterion 7
Number of applications received for admission in September 2024 for Year R	43
Number of applications received for admission in September 2024 for Year 3	55
Places offered on national offer day 2024	YR - All applicants offered a place plus additional children not allocated a preferred school Y3 - All applicants offered a place
Nursery class attached to school	Yes
Special provision	Premier Education breakfast and afterschool provision at North site only. 01908 597940 mkoffice@premiereducation.com

Summary of oversubscription criteria

Children with an Education, Health and Care Plan naming St Mary & St Giles C of E Junior School will always be admitted.

In the event of there being oversubscription, which means that there is greater demand for admission than there are places available, the following criteria will be applied in the order set out below:

1. Children who are looked after (LAC) and all previously looked after children (PLAC) including those children who appear (to the admission authority) to have been in state care outside of England and ceased to be in state care as a result of being adopted (IAPLAC).
2. Children who have exceptional medical or social needs that make it essential that they attend SMSG
3. Children attending Year 2 in Russell Street School at the time of application

4. Children with a normal home address in the catchment area and with a sibling attending SMSG
5. Children with a normal home address in the catchment area
6. Children with a normal home address outside the catchment area with a sibling attending SMSG
7. Children whose parent expresses a denominational preference for a CofE school.

In the event of there being more applications meeting any of the criteria above than spaces available, places will be allocated in distance order using the distance between the child's normal home address and the school's main entrance, measured in a straight line, using the council's computerised measuring system, with those living closest to the school receiving the higher priority. In the event that two distance measurements are identical, the school will use random allocation to decide which child should be offered the place. The process will be conducted in the presence of a person independent of the school.

Please refer to the school's website for a detailed copy of the admission arrangements for children starting school for the first time or transferring from an infant school at the end of year 2 in September 2025.

.

Remember the closing date for applications is 15 January 2025

Wyvern School

Aylesbury Street, Wolverton, Milton Keynes, MK12 5HU

The catchment area is Wolverton (with the exception of the roads listed below), Old Wolverton and Wolverton Mill north of Ridgeway, Stacey Bushes, Haversham Village, Haversham Estate and Little Linford.

The following roads in Wolverton are not in the defined area of Wyvern School: Addington Avenue, Carter Grove, Frank Atter Croft, Franklins Croft, Goddards Croft, Horners Croft, Marron Lane, Meacham Mead, Skyward Row, Vickers Way, Wilkinson Crescent and Whiting Close.

Key Facts

Type of School	Foundation
DfE number	8262122
Admission Authority	The Governing Body
Age range	3-7
Telephone	01908 312275
Email	office@wyvernschool.org
Website	www.wyvernschool.org
Places available in Year R for September 2025	120
Supplementary form required	No
Number of applications received for admission in September 2024	111
Places offered on national offer day 2024	All applicants offered a place
Nursery class attached to school	Yes
Special provision	None
Wraparound Care	Breakfast Club available onsite

Summary of oversubscription criteria

Children who have an Education, Health and Care Plan naming Wyvern School will be given priority for admission within the normal admission round.

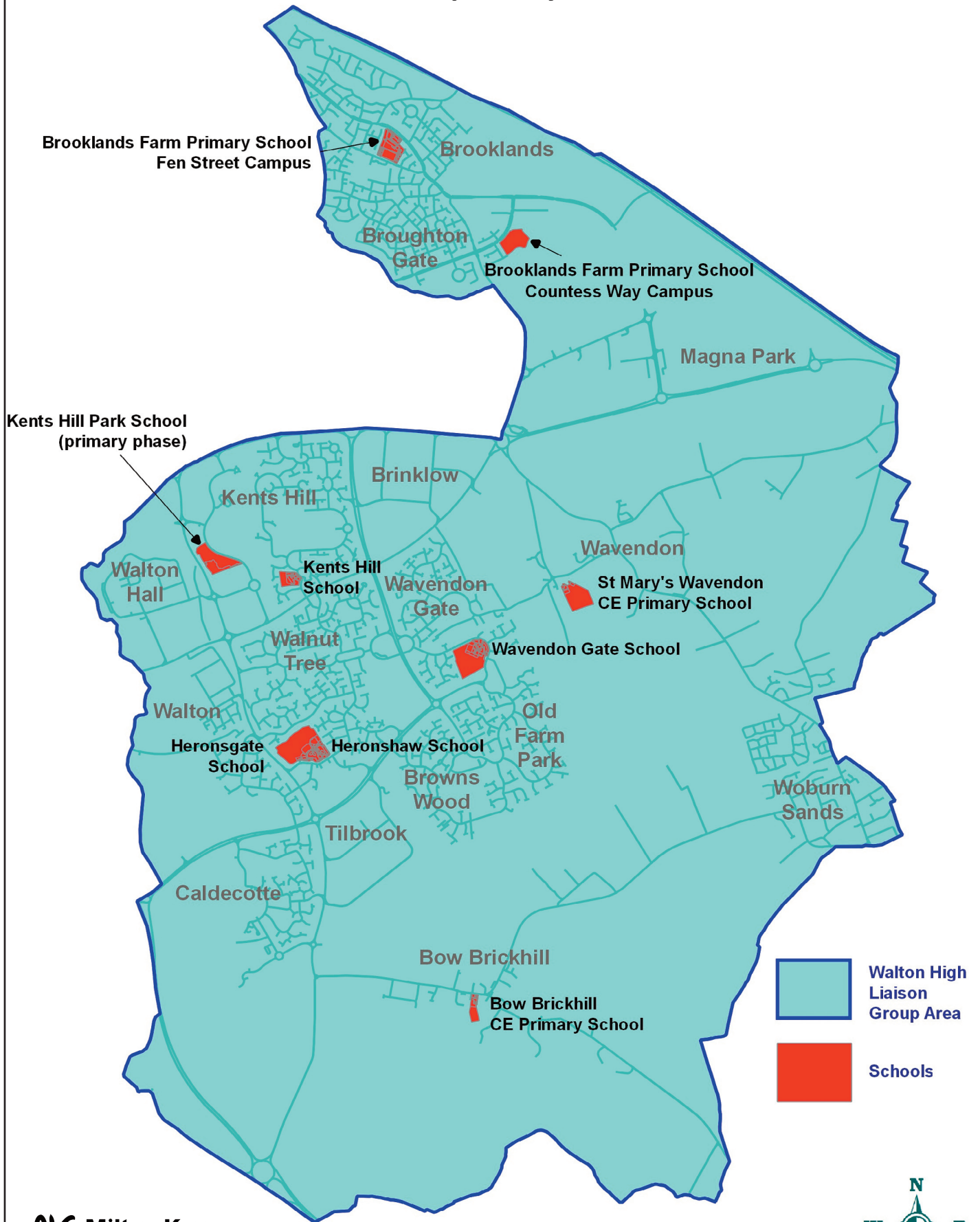
Where there is oversubscription the following criteria will be used to allocate places:

1. Children who are in care, including those who were previously in care, who immediately after being in care became subject to an adoption or residential or special guardianship order within the last year.
(Children who are looked after (LAC) and all previously looked after children (PLAC) including those children who appear (to the admission authority) to have been in state care outside of England and ceased to be in state care as a result of being adopted (IAPLAC).
2. Children who live in the defined area and have a sibling on roll at the time of admission. Proof of residence may be required.
3. Children who live in the defined area served by the school. Proof of residence will be required
4. Children of staff at the school. Where a member of staff has been employed at the school for two or more years at the time at which the application for admission to the school is made and/or the member of staff is recruited to fill a vacant post for which there is a demonstrable skill shortage.
5. Children who live outside the defined area and have a sibling on roll at the time of admission.
6. Children who live outside the defined area, but currently attend Wyvern School Nursery.
7. Children who live outside the defined area of the school.

In the event of oversubscription, places will be allocated in accordance with the admissions criteria set out above, with criterion 1 having the highest priority, and criterion 7 having the lowest. In the event of there being more applicants meeting any of the criteria above, places will be allocated in distance order using the distance between the child's normal home address and the school's main entrance, measured in a straight line, using the council's computerised measuring system with those living closest to the school receiving the higher priority.

Please refer to the school's website for a detailed copy of the school's admission arrangements for children starting school for the first time in September 2025.

Walton High Liaison Group primary school locations



Walton High Liaison Group

Bow Brickhill CE Primary School

Bow Brickhill, Milton Keynes, MK17 9JT

The catchment area is Bow Brickhill and Eaton Leys

Key Facts

Type of School	Voluntary Aided
DfE number	8263384
Admission Authority	The Governing Body
Age range	4-11
Telephone	01908 373672
Email	office@bowbrickhillprimary.co.uk
Website	www.bowbrickhillprimary.co.uk
Places available in Year R for September 2025	15
Supplementary form required	No
Number of applications received for admission in September 2024	47
Places offered on national offer day 2024	15 - All applicants offered up to criterion 5 (outside catchment with a sibling) and some allocated under criterion 6 (distance) up to a distance of 1.59 miles
Nursery class attached to school	No
Special provision	None
Wraparound Care	On Site Provision

Summary of oversubscription criteria

Children with an Education, Health and Care (EHC) plan naming Bow Brickhill CE Primary School will be admitted where the school is named and can meet the specific needs of the child. They will be admitted at the normal transfer point for children starting school for the first time at 4+. If there are fewer applications than places available, all children will be offered places. If there is greater demand for admission than there are places available, the following criteria will be applied in the order set out below:

1. Looked-after children and children who were previously looked after, but ceased to be so because, immediately after being looked after they were adopted or became subject to a residence order or special guardianship order. (See Note 2 on the schools website)
2. Families who have exceptional medical or social needs that make it essential that their child attends Bow Brickhill CE Primary School rather than any other. These needs must be fully supported by written evidence from the appropriate professional person involved with the family. (See Note 3 on the schools website)
3. Children with a normal home address (See Note 4 on the schools website) in the defined area and with a sibling (see Note 5 on the schools website) on roll at the school at the time of application or whose parent has accepted an offer of a place at the school and who is expected still to be in attendance at the time of entry to the school.
4. Children of staff at the school where the member of staff has been employed at the school or two or more years at the time at which the application for admission to the school is made, and /or the member of staff is recruited to fill a vacant post for which there is a demonstrable skill shortage
5. A child with a normal home address (see Note 4 on the schools website) in the defined area.
6. Children with a normal home address (See note 4 on the schools website) outside the defined area and with a sibling (see Note 5 on the schools website) on the roll of the school at the time of application or, whose parent has accepted an offer of a place at the school and who is expected still to be in attendance at the time of entry to the school.
7. Other children.

Proximity of the child's home, as measured by the straight line distance (see Note 6 on the schools website) between the home and the school with those living nearer being accorded the higher priority, will serve to differentiate between children in criteria 1 to 7 should the need arise. In the event that two distance measurements are identical, the school will use random allocation to decide which child should be offered the place. The process will be conducted in the presence of a person independent of the school.

Please refer to the school's website for a detailed copy of the school's admission arrangements for children starting school for the first time in September 2025.

Remember the closing date for applications is 15 January 2025

Brooklands Farm Primary School

Fen Street Campus, Fen Street, Brooklands, Milton Keynes, MK10 7EU

Countess Way Campus, Countess Way, Brooklands, Milton Keynes, MK10 7HN

The school serves the settlements of Brooklands and the area of Broughton, north of Broughton Brook between Milton Road (even house numbers) and Countess Way.

Please refer to the 'My Mapping' tool on the council's website for further clarification at <https://mapping.milton-keynes.gov.uk>

Key Facts

Type of School	Community
DfE number	826 3391
Admissions Authority	Milton Keynes City Council
Age range	4-11
Telephone	01908 760081
Email	office@brooklandsfarm.milton-keynes.sch.uk
Website	www.brooklandsfarm.milton-keynes.sch.uk
Places available in Year R for September 2025	180
Supplementary form required	No
Number of applications received for admission in September 2024	335
Places offered on national offer day 2024	All applicants offered up a place plus additional children not allocated a preferred school
Nursery class attached to school	Yes
Special provision	None
Wraparound care	Breakfast club available on site After School Club available on site Please see school website for more details

Summary of oversubscription criteria

In the event that there are more applications than places available, applications will be ranked as follows:

1. Children who are looked after (LAC) and all previously looked after children (PLAC) including those children who appear (to the admission authority) to have been in state care outside of England and ceased to be in state care as a result of being adopted (IAPLAC).
2. Children eligible for the service premium¹
3. Siblings of children who are attending the school at the time allocations are made and are expected to be on roll at the school at the time of the proposed admission and the place of residence is **within the catchment area** of the school
4. The child's place of residence is within the catchment area of the school and there is no sibling
5. Siblings of children who are attending the school at the time allocations are made and are expected to be on roll at the school at the time of the proposed admission and the place of residence is **outside of the catchment area** of the school
6. Children of staff at the school where the member of staff has been employed at the school for two or more years at the time at which the application for admission to the school is made, and /or the member of staff is recruited to fill a vacant post for which there is a demonstrable skill shortage
7. "Distance" from the school to the place of residence

¹The service premium is additional funding paid annually to schools under Section 14 of the Education Act 2002 for the purposes of supporting the pastoral needs of the children of Armed Services personnel.

In the event of there being more applicants meeting any of the criteria above places will be allocated in distance order using the distance between the child's normal home address and the school's main entrance, measured in a straight line to the nearest

campus, using the council's computerised measuring system with those living closest to the school receiving the higher priority. In the unlikely event of joint oversubscription, having exhausted distance, random allocation will be used as the ultimate tie-breaker.

For applicants living in flats, the distance will be measured from the school's main entrance to the front door of the ground floor flat underneath the applicant's main residence. Where two or more pupils live at the same distance, the tie-breaker will be random allocation.

Campus allocation process:

If your child is successfully allocated a place at Brooklands Farm Primary School a campus will then be allocated and you will be informed of this on National Offer Day.

The campus will be allocated as follows:

Fen Street Campus – Broughton Gate bounded by Dalegarth and Haven Street and Brooklands to the north of Portline Road.

Countess Way Campus – Broughton Gate bounded by but not including Dalegarth Way and Haven Street and Brooklands to the south of but not including Portline Road.

It is important to note that it is likely that one of the campuses will be oversubscribed. This will mean that the campus oversubscription criteria will be used to prioritise children to the oversubscribed campus, as follows:

1. Children in care living within the catchment of the campus
2. Children in catchment for the school with sibling on roll at the campus, at the time of admission
3. Children who live in the campus catchments area
4. Children who live in the catchment area of the school
5. Children who live outside the school's catchment area with a sibling on roll at the campus
6. Children who live outside the school's catchment area

Within each criterion, each child will be ranked according to the distance from the home address to the alternative campus site, measured in a straight line.

Priority within each criterion will be given to those children who live furthest away from the alternative campus, and therefore for whom the alternative campus would be less suitable.

If you are unhappy with the campus allocation offered on national offer day, you may express your preference to change campus site, which will be reviewed by the Transfer Request Panel. Movement between sites during the academic year is not encouraged and will only be permitted in exceptional circumstances.

Please refer to the school's website for a detailed copy of the school's admission arrangements for children starting school for the first time in September 2025.

Remember the closing date for applications is 15 January 2025

Heronsgate School

Lichfield Down, Walnut Tree, Milton Keynes, MK7 7BW

The catchment area is Browns Wood, Caldecotte, Kents Hill, Walnut Tree, Walton Park and Walton.

Key Facts

Type of School	Academy
DfE number	826 2331
Admission Authority	MKET Board of Trustees
Age range	7-11
Telephone	01908 550811
Email	heronsgate@mket.org.uk
Website	www.heronsgate.org.uk
Places available in Year 3 for September 2025	60
Supplementary form required	No
Number of applications received for admission in September 2024 for Year 3	101
Places offered on national offer day 2024	All applicants offered a place plus additional children not allocated a preferred school
Nursery class attached to school	No
Special provision	None
Wraparound Care	Breakfast Club and After School care available on site. Check the school website for details.

Summary of oversubscription criteria

Children who have an Education, Health and Care Plan that names Heronsgate School will be allocated a place in accordance with national regulations.

In the event that there are more applications received than there are places available, the following criteria will be used to allocate places:

1. Children who are looked after (LAC) and all previously looked after children (PLAC) including those children who appear (to the admission authority) to have been in state care outside of England and ceased to be in state care as a result of being adopted (IAPLAC).
2. Children living within the defined area who will have a sibling still in attendance at Heronsgate School, at the time of admission.
3. Children of staff employed by the Milton Keynes Education Trust.
 - a) where the member of staff has been employed at the school for two or more years at the time at which the application for admission to the school is made; or
 - b) where the member of staff is recruited to fill a vacant post for which there is a demonstrable skill shortage.
4. Children in attendance at Milton Keynes Education Trust infant school (Kents Hill) and living in the defined area of Kents Hill School.
5. Children who live in Heronsgate School's defined area.
6. Children living outside the defined area in attendance at Milton Keynes Education Trust infant school (Kents Hill).
7. Children living outside the defined area with a sibling still in attendance at the time of proposed admission.
8. Children living outside the defined area.

In the event of oversubscription, including oversubscription within any category above, remaining places will be awarded according to the proximity of the child's main residence to the main entrance of Heronsgate School. This is measured in a straight line from the front door of the child's home to the school's main entrance gate using the council's computerised measuring system, with those living closer to the school receiving higher priority. In the event that it is not possible to establish the order of priority between two or more addresses at the same distance, then random allocation will be used. The random allocation process will be independently supervised.

Please refer to the school's website for a detailed copy of the school's admission arrangements for children transferring from an infant school at the end of year 2 in September 2025.

Remember the closing date for applications is 15 January 2025

Heronshaw School

Lichfield Down, Walnut Tree, Milton Keynes, MK7 7PG

The catchment area is Browns Wood, Caldecotte, Walnut Tree (south of Walton Road, Hindhead Knoll and Fyfield Barrow), Walton and Walton Park.

Key Facts

Type of School	Academy
DfE number	8262349
Admission Authority	The Academy Board of Directors
Age range	4-7
Telephone	01908 608380
Email	office@heronshawschool.co.uk
Website	www.heronshawschool.co.uk
Places available in Year R for September 2025	90
Supplementary form required	No
Number of applications received for admission in September 2024	89
Places offered on national offer day 2024	All applicants offered a place plus additional children not allocated a preferred school
Nursery class attached to school	No
Special provision	None
Wraparound Care	Breakfast Club available onsite Please see school website for more details

Summary of oversubscription criteria

In the event that there are more applications than places available, applications will be ranked as follows:

1. Children who are looked after (LAC) and all previously looked after children (PLAC) including those children who appear (to the admission authority) to have been in state care outside of England and ceased to be in state care as a result of being adopted.
2. Siblings of children who are attending the school at the time allocations are made and are expected to be on roll at the school at the time of the proposed admission and the place of residence is **within the catchment area** of the school
3. The child's place of residence is within the catchment area of the school and there is no sibling
4. Siblings of children who are attending the school at the time allocations are made and are expected to be on roll at the school at the time of the proposed admission and the place of residence is **outside of the catchment area** of the school
5. Children of staff at the school where the member of staff has been employed at the school for two or more years at the time at which the application for admission to the school is made, and /or the member of staff is recruited to fill a vacant post for which there is a demonstrable skill shortage
6. "Distance" from the school to the place of residence

In the event of there being more applicants meeting any of the criteria above, places will be allocated in distance order using the distance between the child's normal home address and the school's main entrance, measured in a straight line, using the council's computerised measuring system with those living closest to the school receiving the higher priority. In the unlikely event of joint oversubscription, having exhausted distance, random allocation will be used as the ultimate tie-breaker

For applicants living in flats, the distance will be measured from the school's main entrance to the front door of the ground floor flat underneath the applicant's main residence. Where two or more pupils live at the same distance, the tie-breaker will be random allocation.

Please refer to the council's website for a detailed copy of the admission arrangements for children starting school for the first time in September 2025.

Kents Hill School

Birdlip Lane, Kents Hill, Milton Keynes, MK7 6HD

The defined area for admission is the area of Milton Keynes east of the Ouzel to Tongwell Street (V11) and between Standing Way (H8) and the north part of Walnut Tree. This area covers Kents Hill, Kents Hill Park, Walton, Walton Manor, Walton Park and part of Walnut Tree to the north of and including Walton Road, Hindhead Knoll and Fyfield Barrow.

Key Facts

Type of School	Academy
DfE number	8262350
Admission Authority	Milton Keynes Education Trust
Age range	4-7
Telephone	01908 240038
Email	kentshillschool@mket.org.uk
Website	www.kentshillschool.co.uk
Places available in Year R for September 2025	15
Supplementary form required	No
Number of applications received for admission in September 2024	62
Places offered on national offer day 2024	All applicants offered a place
Nursery class attached to school	Yes
Special provision	None
Wraparound Care	Breakfast Club available onsite. After School Club available offsite. Full Wraparound Care from 7.30am to 5.30pm is available Please contact the school for more details.

Summary of oversubscription criteria

In the event of there being greater demand for admission than there are places available, after the admission of children with an Education, Health and Care Plan (EHCP) naming Kents Hill School, places will be allocated in the following priority order:

1. Looked after or previously looked after children. A 'looked after child' is a child who is (a) in the care of a local authority, or (b) being provided with accommodation by a local authority in the exercise of their social services functions (see the definition in Section 22(1) of the Children Act 1989) at the time of making an application to a school. Previously looked after children are children who were looked after but ceased to be so because they were adopted (or became subject to a child arrangements order or special guardianship order).
2. Children attending Kents Hill School Nursery who also live in the school's defined area.
3. Children who live in the school's defined area and have a sibling on roll at the time of admission.
4. Children attending Kents Hill School Nursery who live outside the defined area and have a sibling on roll at the time of admission.
5. Children attending Kents Hill School Nursery who live outside the defined area.
6. Children who live in the defined area served by the school.
7. Children of staff employed by Milton Keynes Education Trust. Children of staff may only be given priority where:
 - the member of staff has been employed at the school for two or more years at the time at which the application to the school is made; and/or
 - a member of staff is recruited to fill a vacant post for which there is a demonstratable skill shortage.
8. Children who live outside the defined area.

In the event of oversubscription following the application of the criteria above, places will be allocated according to the proximity of the child's home to the school. The shortest route between Kents Hill School and the normal home address is measured using a computerised geographical information system. Each house and school has a unique reference, as do all the redways and paths which are coded at any point of junction such as at an underpass or where it crosses with another path. This enables the programme to calculate the distance from home to school. All measurements are calculated using the same system providing consistency for all applicants.

Please refer to the school's website for a detailed copy of the school's admission arrangements for children starting school for the first time in September 2025.

Remember the closing date for applications is 15 January 2025

Kents Hill Park School, Primary and Nursery

Timbold Drive, Kents Hill Park, Milton Keynes, MK7 6BZ

Kents Hill Park is an all-through school offering education provision from Reception to year 11.

Year R to Year 2 defined area: Kents Hill Park

Year 3 to Year 6 defined area: Browns Wood, Caldecotte, Walnut Tree, Walton, Walton Park, Kents Hill (shared with Heronsgate School) and for residents of the new development in Kents Hill Park

Key Facts

Type of School	Free School
DfE number	8264004
Admission Authority	Kingsbridge Educational Trust Board of Directors
Age range	3-16
Telephone	01908 533290
Email	office@kentshillpark.school
Website	www.kentshillpark.school
Places available in Year R for September 2025	30
Places available in Year 3 for September 2025	30
Supplementary form required	No
Number of applications received for admission in September 2024 for Year R	77
Number of applications received for admission in September 2024 for Year 3	64
Number of places offered on national offer day 2024	YR R 30 - All applicants offered up to criterion 5 (outside catchment with a sibling) and some allocated under criterion 6 (distance) up to a distance of 2.539 miles YR 3 - All applicants offered a place
Nursery class attached to school	No
Special provision	None
Wraparound care	Breakfast Club and after School Clubs are available. Please see school website for more details.

Summary of oversubscription criteria

Children who have a statement of special educational needs or an Education, Health and Care Plan which names the School will be admitted and will count towards the planned admission number.

In the event that there are more applications than places available, applications will be ranked as follows:

1. A 'Looked After Child' or a 'Previously Looked After Child' including those children who appear (to the admission authority) to have been in state care outside of England and ceased to be in state care as a result of being adopted (IAPLAC).
2. Children who live in Kents Hill Park Primary School defined area and will have a sibling attending Kents Hill Park School** at the time of application with a reasonable expectation that the sibling will be attending at the start of the new academic year of proposed admission.
3. (a) Children of staff who have been employed at Kents Hill Park School** for two or more years at the time at which the application for admission to the school is made, and/or
(b) Children of staff who are recruited to fill a vacant post at Kents Hill Park School** for which there is a demonstrable skill shortage. It is at the absolute discretion of the Chair of the School's Finance & Personnel Committee to determine when there is a demonstrable skill shortage.
4. Children who live in Kents Hill Park Primary School defined area.
5. Children who live outside Kents Hill Park Primary School defined area and will have a sibling attending Kents Hill Park School**

at the time of application with a reasonable expectation that the sibling will be attending at the start of the new academic year of proposed admission.

6. All other children.

Please see section 8 of the school's admission arrangements at www.kenthillpark.school/admissions/ for further details/definition.

** Where reference is made to Kents Hill Park School, this refers to Kents Hill Park School including both primary and secondary school age children, i.e. from Year R to Year 11.

In the event of there being more applicants meeting any of the above criteria than remaining places available, distance between the applicant's residence and Kents Hill Park Primary School will be used as a tie breaker, with those living nearest given priority. Distance from the School is measured from the main entrance of the Primary School to the front door of the applicant's residence in a straight line using a computerised measuring system.

For applicants living in flats, the distance will be measured from Kents Hill Park Primary School's main entrance to the front door of the ground floor flat underneath the applicant's residence. Priority will be given to the lower flat door number if there is more than one applicant from a block of flats. In the event that there are two residences at the same distance and it is not possible to distinguish between them, then random allocation will be used to determine priority. Where random allocation is used, it will be independently supervised by a person not connected with the School.

Please refer to the school's website for a detailed copy of the school's Primary Admission Arrangements for children starting school for the first time and transferring at the end of year 2 in September 2025.

Remember the closing date for applications is 15 January 2025

Wavendon Gate School

Gregories Drive, Wavendon Gate, Milton Keynes, MK7 7HL

The catchment area is Wavendon Gate, Old Farm Park and the new housing development at Church Farm.

Key Facts

Type of School	Community
DfE number	8262000
Admission Authority	Milton Keynes City Council
Age range	4-11
Telephone	01908 586394
Email	admin@wavendongateschool.co.uk
Website	www.wavendongateschool.co.uk
Places available in Year R for September 2025	60
Supplementary form required	No
Number of applications received for admission in September 2024	108
Number of places offered on national offer day 2024	All applicants offered a place plus additional children not allocated a preferred school
Nursery class attached to school	No
Special provision	None
Wraparound Care	Breakfast Club available on site. Afterschool club available on site. Please see school website for more details.

Summary of oversubscription criteria

In the event that there are more applications than places available, applications will be ranked as follows:

1. Children who are looked after (LAC) and all previously looked after children (PLAC) including those children who appear (to the admission authority) to have been in state care outside of England and ceased to be in state care as a result of being adopted (IAPLAC).
2. Children eligible for the service premium¹
3. Siblings of children who are attending the school at the time allocations are made and are expected to be on roll at the school at the time of the proposed admission and the place of residence is within the catchment area of the school
4. The child's place of residence is within the catchment area of the school and there is no sibling
5. Siblings of children who are attending the school at the time allocations are made and are expected to be on roll at the school at the time of the proposed admission and the place of residence is outside of the catchment area of the school
6. Children of staff at the school where the member of staff has been employed at the school for two or more years at the time at which the application for admission to the school is made, and /or the member of staff is recruited to fill a vacant post for which there is a demonstrable skill shortage
7. "Distance" from the school to the place of residence

¹The service premium is additional funding paid annually to schools under Section 14 of the Education Act 2002 for the purposes of supporting the pastoral needs of the children of Armed Services personnel.

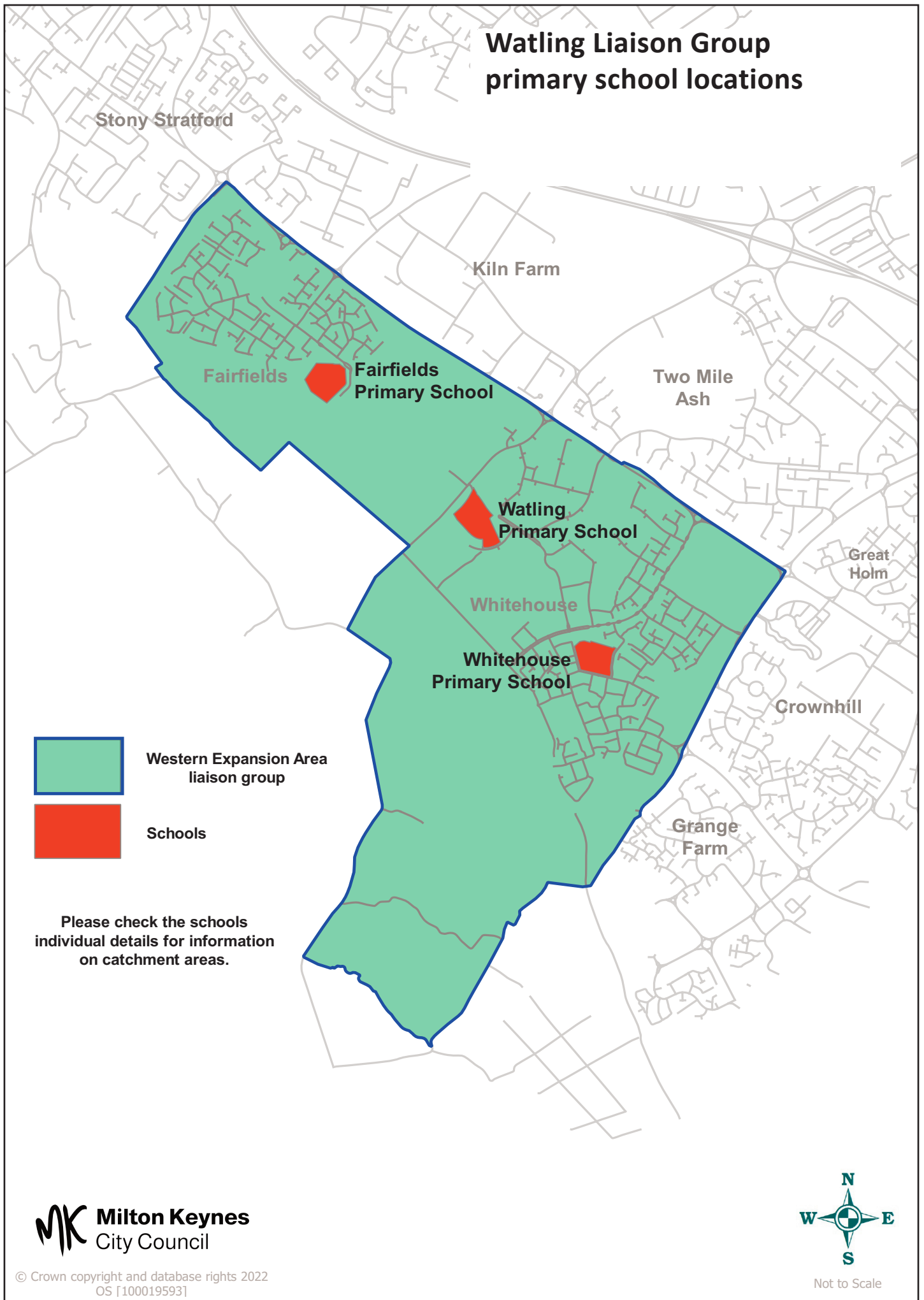
In the event of there being more applicants meeting any of the criteria above, places will be allocated in distance order using the distance between the child's normal home address and the school's main entrance, measured in a straight line, using the council's computerised measuring system with those living closest to the school receiving the higher priority. In the unlikely event of joint oversubscription, having exhausted distance, random allocation will be used as the ultimate tie-breaker.

For applicants living in flats, the distance will be measured from the school's main entrance to the front door of the ground floor flat underneath the applicant's main residence. Where two or more pupils live at the same distance, the tie-breaker will be random allocation.

Please refer to the council's website for a detailed copy of the admission arrangements for children starting school for the first time in September 2025.

Remember the closing date for applications is 15 January 2025

Watling Liaison Group primary school locations



Watling Liaison Group

Fairfields Primary School

Apollo Avenue, Fairfields, Milton Keynes, MK11 4BA

The catchment area is Fairfields.

Key Facts

Type of School	Academy
DfE number	8262024
Admissions Authority	The Academy Board of Directors
Age range	4-11
Telephone	01908 410330
Email	enquiries@fairfieldsprimary.co.uk
Website	www.fairfieldsprimary.co.uk
Places available in Year R for September 2025	40
Supplementary form required	No
Number of applications received for admission in September 2024	146
Number of places offered on national offer day 2024	All applicants offered up to criterion 3 (in catchment)
Nursery class attached to school	Yes
Special provision	None
Wraparound care	Please see school website for details.

Summary of oversubscription criteria

When the school is oversubscribed, after the admission of pupils with an Education, Health and Care Plan naming the school, priority for admission will be given to those children who meet the criteria set out below, in priority order:

1. Children who are looked after (LAC) and all previously looked after children (PLAC) including those children who appear (to the admission authority) to have been in state care outside of England and ceased to be in state care as a result of being adopted (IAPLAC).
2. A sibling at the school who is on roll at the school at the time of admission and the place of residence is within catchment of the school.
3. The child's place of residence is within catchment area of the school and there is no sibling on roll at the school
4. There is already a sibling at the school who is expected to be on roll at the school at the time of admission and the place of residence is outside of the catchment area
5. Children of staff at the school. Priority will be given to children of staff in either or both of the following circumstances:
 - (a) where the member of staff has been employed at the school for two or more years at the time at which the application for admission to the school is made, and/or
 - (b) the member of staff is recruited to fill a vacant post for which there is a demonstrable skill shortage
6. Other children

In the event of there being more applicants meeting any of the criteria above, places will be allocated in distance order using the distance between the child's normal home address and the school's main entrance, measured in a straight line, using the council's computerised measuring system with those living closest to the school receiving the higher priority. In the unlikely event of joint oversubscription, having exhausted distance, random allocation will be used as the ultimate tie-breaker.

For applicants living in flats, the distance will be measured from the school's main entrance to the front door of the ground floor flat underneath the applicant's main residence. Where two or more pupils live at the same distance, the tie-breaker will be random allocation.

Please refer to the school's website for a detailed copy of the admission arrangements for children starting school for the first time in September 2025.

Watling Primary School

Simmental Way, Whitehouse, Milton Keynes, MK8 1GB

Catchment area:

The priority 1 catchment area is the area of Whitehouse to the north of but not including Antolian Avenue. The priority 2 catchment area is the remaining areas of Whitehouse and Fairfields. Please note, some new development areas in Fairfields will also be within the priority 1 catchment area but street names are yet to be determined.

Key Facts

Type of School	Academy
DfE number	8262032
Admissions Authority	The Denbigh Alliance Multi-Academy Trust
Age range	3-11 (places available in Year R, Year 1, Year 2 and Year 3)
Telephone	01908 049500
Email	watlingprimary@thedenbighalliance.org.uk
Website	www.watlingprimary.net
Places available in Year R for September 2025	5
Supplementary form required	No
Number of applications received for admission in September 2024	137
Places offered on national offer day 2024	All applicants offered up to criterion 5 (in priority 2 catchment area)
Nursery class attached to school	Yes
Special provision	None
Wraparound care	On site after school club until 5.00pm daily

Summary of oversubscription criteria

Children with an Education, Health and Care Plan (EHCP) naming the school will be admitted.

In the event that there are more applications than places available, applications will be ranked as follows:

1. Children who are looked after (LAC) and all previously looked after children (PLAC) including those children who appear (to the admission authority) to have been in state care outside of England and ceased to be in state care as a result of being adopted (IAPLAC)
2. Children living within the priority 1 catchment area of the school with a sibling at the school who is expected on be on roll at the time of admission. Children living on the boundary line are considered to be living in catchment
3. Children living within the priority 1 catchment area of the school. Children living on the boundary line are considered to be living in catchment
4. Children living within the priority 2 catchment area of the school with a sibling at the school who is expected on be on roll at the time of admission
5. Children living within the priority 2 catchment area of the school
6. Children of staff employed by the academy trust who have been recruited to fill a skill-shortage
7. Any other children.

Where children of multiple births are tied for the final place, such siblings will be admitted even if this means exceeding the PAN.

For children who live outside of the catchment area, where oversubscription results in the PAN being reached within one of the five priorities, then sub prioritisation within priority will take place using distance between the child's normal home address and the school's main entrance, measured in a straight line, with those living closest to the school receiving the higher priority. In the unlikely event of joint oversubscription, having exhausted distance, random allocation will be used as the ultimate tie-breaker.

For applicants living in flats, the distance will be measured from the school's main entrance to the front door of the ground floor flat underneath the applicant's main residence. Where two or more pupils live at the same distance, the tie-breaker will be random allocation

Please refer to the school's website for a detailed copy of the admission arrangements for children starting school for the first time in September 2025.

Whitehouse Primary School

Vaynol Way, Whitehouse, Milton Keynes, MK8 1AG

The catchment area is Whitehouse.

Key Facts

Type of School	Academy
DfE number	8262021
Admissions Authority	The Academy Board of Directors
Age range	4-11
Telephone	01908 533288
Email	admissions@whitehouseprimary.co.uk
Website	www.whitehouseprimary.co.uk
Places available in year R for September 2025	90
Supplementary form required	No
Number of applications received for admission in September 2024	222
Number of places offered on national offer day 2024	90 - All applicants offered up to criterion 2 (A sibling in attendance at the school at the time of admission and the place of residence is within the catchment area of the school) and some allocated under criterion 3 (in catchment and no sibling on roll at the school) up to a distance of 0.414 miles
Nursery class attached to school	Yes
Special provision	None
Wraparound care	Please see school website for details

Summary of oversubscription criteria

When the school is oversubscribed, after the admission of pupils with an Education, Health and Care Plan (EHCP) naming the school, priority for admission will be given to those children who meet the criteria set out below, in priority order:

1. Children who are looked after (LAC) and all previously looked after children (PLAC) including those children who appear (to the admission authority) to have been in state care outside of England and ceased to be in state care as a result of being adopted (IAPLAC).
2. A sibling at the school who is expected to be on roll at the school at the time of admission and the place of residence is within the catchment area of the school.
3. The child's place of residence is within the catchment area of the school and there is no sibling on roll at the school.
4. There is already a sibling at the school who is expected to be on roll at the school at the time of admission and the place of residence is outside of the catchment area.
5. Children of staff within the school where the member of staff has been employed, on a continuous service, by the school for 2 or more years, at the time the application for admission is made.
 - a) Where the member of staff has been employed at the school for two or more years at the time at which the application for admission to the school is made, and/or
 - b) the member of staff is recruited to fill a vacant post for which there is a demonstrable skill shortage.
6. Other Children

Where children of multiple births are tied for the final place, we will admit such siblings even if this means exceeding the PAN.

**** Criteria 1 has been amended to include the recent change to School Admissions Code which will be effective from September 2021 and will apply to the admissions for September 2024.**

For children who live outside of the defined area, where oversubscription results in the PAN being reached within one of the five priorities, then sub prioritisation within priority will take place using distance between the child's normal home address and the school's main entrance, measured in a straight line (also known as 'as the crow flies'), with those living closest to the school receiving the higher priority. In the unlikely event of joint oversubscription, having exhausted distance, random allocation will be used as the ultimate tie-breaker.

For applicants living in flats, the distance will be measured from the school's main entrance to the front door of the ground floor flat underneath the applicant's main residence. Where two or more pupils live at the same distance, the tie-breaker will be random allocation.

Please refer to the school's website for a detailed copy of the admission arrangements for children starting school for the first time in September 2025.

Section F

Glossary of terms

Some of the words or terms often used in admissions are explained below.

Admissions authority	<p>The body responsible for setting and applying the admission arrangements for a school.</p> <p>This is either the Local Authority (for community and voluntary controlled schools) or the governing body/academy trust (for foundation and voluntary aided schools and academies).</p>
Admissions criteria	<p>Each admissions authority sets criteria, which are a list of rules enabling the applications to be put into priority order if the school is oversubscribed.</p>
Allocation	<p>The place given to your child at one of your ranked schools or, if that is not possible, an alternative school.</p> <p>The council will write to you confirming the place. Following this, the school will provide you with further information about admission including details of induction days so your child gets to know his or her new school.</p>
Appeals	<p>An independent process that will consider your appeal case when a preferred school place has not been allocated.</p>
Choice or preference	<p>A parental preference for a particular school.</p> <p>There is no right to choose a school. However, parents can state four ranked preferences for schools when submitting an application. If there are enough places at the highest ranked school all applicants will be allocated a place. If a school is oversubscribed your request may be refused and, if possible, a place offered at one of your lower ranked schools.</p>
Compulsory school age	<p>The age at which a child must attend school, full time. A child must attend school full-time in the term following their fifth birthday (unless a child is educated otherwise).</p>
Co-ordinated admission scheme	<p>All local authorities are required by law to co-ordinate admissions for all schools in their area for the main admissions rounds.</p>
Fair access policy	<p>A locally agreed protocol that provides a mechanism to ensure access to education is secured quickly for unplaced children, especially the most vulnerable.</p> <p>The policy ensures that all schools in an area admit a fair share of children with additional needs or challenging behaviour. This includes admitting children above the published admission number to schools that are already full. The Fair Access Policy applies to children seeking mid-year admission to any year group. Further information can be found on our website at www.milton-keynes.gov.uk/schooladmissions</p>

Governing body	All schools and academies have a governing body, which often includes parents. Their key roles are setting strategic direction, ensuring accountability and monitoring and evaluation.
Home Local Authority	A child's home local authority is the authority in which they live, i.e. the authority to which council tax is paid.
In-area and out-area	A defined geographical area used to decide which applications are given priority to attend a particular school. This is known as a 'catchment area'.
Independent Admission Appeals Panel	A panel of at least three people who will decide whether or not to allow an appeal. The panel must be entirely independent of the admissions authority.
Infant class size limit	A legal requirement that an infant class (Reception, Year 1 and Year 2) with a single qualified teacher must not contain more than 30 pupils (except in limited exceptional circumstances).
In year admissions	The term used when a parent requests a change of school for their child, at any time other than during the main admissions rounds.
Joint custody arrangements	Where the childcare arrangements are shared jointly between both parents.
Late applications	Applications made after the closing dates in the main admissions rounds.
Liaison groups	A group of schools linked by one secondary school.
Looked after children	<p>Children who are in the care of the Local Authority as defined by Section 22 of the Children Act 1989.</p> <p>All primary schools give priority for admission to a 'looked after child' or a child who was previously looked after. A 'looked after child' is a child who is in the care of a local authority or being provided with accommodation by a local authority in the exercise of their social services functions at the time of making an application to school.</p> <p>Previously looked after children are children who were looked after but ceased to be so because they were adopted (or became subject to a child arrangements order or special guardianship order) including those children who appear (to the admissions authority) to have been in state care outside of England.</p>
Multiple births	Twins, triplets or other multiple birth groups.
Nearest appropriate school	The nearest school to your home with a place that will meet your child's educational need, this could be your catchment school.
Normal Home Address	The address where you live with your child or the address where your child lives with someone who has legal care and control of your child. Proof of such an arrangement will be required.

National offer day	The date on which local authorities post letters to parents offering school places. For the 2025 main admissions round, national offer day for primary, infant and junior school places is 16 April 2025.
Oversubscription	A school is oversubscribed when the total number of applications received is higher than the number of available places in the year group requested.
Parent	<p>The definition of ‘parent’ in the Education Act 1996 includes:</p> <ul style="list-style-type: none"> • Both natural parents provided they are married to each other at the time of birth or subsequently; • Any person who, although not a natural parent, has parental responsibility for a child or young person; and • Any person who, although not a natural parent, has care of the child or young person. <p>The term ‘parent’ refers to anyone, including carers, who have parental responsibility for a child as set out in the Children Act 1989. For more information visit the government legislation website. www.legislation.gov.uk</p>
Published admissions number	<p>The number of places each school has available to offer.</p> <p>Schools and academies must admit up to this limit each year if there are sufficient applications.</p>
Sibling	<p>A brother or sister of whole or half blood or any other child (including an adopted child) who permanently resides at the same address and for whom the parent also has parental responsibility.</p> <p>To be included as a sibling within the admissions rules the other child (sibling) should still be expected to be in attendance when the applicant child joins the school.</p>
Shortest available route	<p>The shortest available route between a preferred school and your normal home address.</p> <p>This will be measured using a computerised Geographical Information System (GIS). Measurements are either assessed by measuring distance in a straight line or by the nearest/ shortest available route, depending on the school’s admission arrangements. Community and voluntary controlled schools, for whom the local authority is the admission authority, use straight line measurements.</p>
Supplementary form	A form that some admission authorities use to ask parents for extra information to support their application for a school place, for example a church school may ask for confirmation of regular attendance at church or a copy of a baptismal certificate.
Waiting list	A list of children held and maintained by the admission authority for a school, when the school or a particular year group in the school is full.

School Categories

Academy	A school where the board of academy directors set the admissions policy and is responsible for decisions about school admissions.
Community school	A school that is maintained by the local authority, which employs the staff, owns the land and sets the admissions policy and oversubscription criteria.
Foundation school	A school that is run by its own governing body, which employs the staff and sets the admissions policy and oversubscription criteria.
Voluntary aided school	These schools are mainly religious or faith schools. They are run by their own governing body, which employs staff and sets the admissions policy and oversubscription criteria.
Voluntary controlled school	These schools are mainly religious or faith schools. The local authority is responsible for running the school and sets the admissions policy and oversubscription criteria.

Contact details – Access to Education Team

Telephone: 01908 253338
Email: primaryadmissions@milton-keynes.gov.uk
Web: www.milton-keynes.gov.uk/schooladmissions

Index

Primary schools in Milton Keynes

School	Linked Secondary School Liaison Group	Page
Abbeys Primary, Bletchley	Lord Grey Academy	45
Ashbrook, Two Mile Ash	Denbigh School	31
Barleyhurst Park Primary, Bletchley	Lord Grey Academy	47
Bishop Parker Catholic, Bletchley	St Paul's Catholic School	73
Bow Brickhill CE Primary, Bow Brickhill	Walton High	144
Bradwell Village, Bradwell	Stantonbury School	94
Brooklands Farm Primary, Brooklands	Walton High Brooklands Campus	146
Brooksward, Neath Hill	Stantonbury School	95
Broughton Fields, Broughton	Oakgrove School	54
Bushfield, Wolverton	The Radcliffe School	128
Caroline Haslett Primary, Shenley Lodge	Denbigh School	32
Castlethorpe First, Castlethorpe	The Radcliffe School	130
Cedars Primary, Newport Pagnell	Ousedale School	61
Charles Warren Academy, Simpson	The Milton Keynes Academy	117
Chestnuts Primary, Bletchley	Lord Grey Academy	49
Christ the Sower Ecumenical Primary, Grange Farm	The Hazeley Academy	112
Cold Harbour CE, Bletchley	Lord Grey Academy	50
Downs Barn, Downs Barn	Stantonbury School	96
Drayton Park, Bletchley	Sir Herbert Leon Academy	88
Emerson Valley, Emerson Valley	Shenley Brook End School	81
Fairfields Primary School, Fairfields	Watling Academy	158
Falconhurst, Eaglestone	The Milton Keynes Academy	118
Germander Park, Conniburrow	Stantonbury School	97
Giffard Park Primary, Giffard Park	Stantonbury School	98
Giles Brook Primary, Tattenhoe	Shenley Brook End School	83
Glastonbury Thorn, Shenley Church End	Denbigh School	33
Glebe Farm School, Glebe Farm	Glebe Farm School	41
Great Linford Primary, Great Linford	Stantonbury School	99
Green Park, Newport Pagnell	Ousedale School	62
Greenleys First, Greenleys	The Radcliffe School	131
Greenleys Junior, Greenleys	The Radcliffe School	133
Hanslope Primary, Hanslope	The Radcliffe School	135
Haversham Village, Haversham	The Radcliffe School	137
Heelands, Heelands	Stantonbury School	101
Heronsgate, Walnut Tree	Walton High	148
Heronshaw, Walnut Tree	Walton High	150
Holmwood, Great Holm	Denbigh School	34
Holne Chase Primary, Bletchley	Lord Grey Academy	51

Howe Park, Emerson Valley	Shenley Brook End School	84
Jubilee Wood Primary, Fishermead	The Milton Keynes Academy	119
Kents Hill, Kents Hill	Walton High	151
Kents Hill Park, Kents Hill Park	Kents Hill Park School	153
Knowles Primary, Bletchley	Sir Herbert Leon Academy	89
Langland Community, Netherfield	The Milton Keynes Academy	120
Lavendon, Lavendon	Ousedale School	63
Long Meadow, Shenley Brook End	Shenley Brook End School	85
Loughton, Loughton	Denbigh School	36
Loughton Manor First, Loughton	Denbigh School	35
Merebrook Infant, Furzton	Shenley Brook End School	86
Middleton Primary, Middleton	Oakgrove School	55
Monkston Primary, Monkston	Oakgrove School	57
Moorland Primary, Beanhill	The Milton Keynes Academy	121
New Bradwell, New Bradwell	Stantonbury School	102
New Chapter Primary, Coffee Hall	The Milton Keynes Academy	122
Newton Blossomville CE, Newton Blossomville	Ousedale School	64
Newton Leys Primary, Newton Leys	Sir Herbert Leon Academy	90
North Crawley CE, North Crawley	Ousedale School	68
Oakgrove Primary, Oakgrove	Oakgrove School	58
Oldbrook First, Oldbrook	The Milton Keynes Academy	123
Olney Infant Academy, Olney	Ousedale School	66
Olney Middle, Olney	Ousedale School	67
Orchard Academy, Springfield	The Milton Keynes Academy	124
Oxley Park Academy, Oxley Park	The Hazeley Academy	114
Pepper Hill, Bradville	Stantonbury School	103
Portfields, Newport Pagnell	Ousedale School	68
Priory Common, Bradwell	Stantonbury School	104
Priory Rise, Tattenhoe Park	The Hazeley Academy	115
Rickley Park Primary, Bletchley	Lord Grey Academy	52
Russell Street, Stony Stratford	The Radcliffe School	138
St Andrew's CE Infant, Great Linford	Stantonbury School	105
St Bernadette's Catholic Primary, Monkston Park	St Paul's Catholic School	74
St Mary & St Giles CE Aided Primary, Stony Stratford	The Radcliffe School	140
St Mary Magdalene Catholic Primary, Greenleys	St Paul's Catholic School	75
St Mary's Wavendon CE Primary, Eagle Farm	Glebe Farm School	42
St Monica's Catholic Primary, Neath Hill	St Paul's Catholic School	76
St Thomas Aquinas Catholic Primary, Bletchley	St Paul's Catholic School	78
Shepherdswell Academy, Springfield	The Milton Keynes Academy	125
Sherington CE, Sherington	Ousedale School	69
Southwood, Conniburrow	Stantonbury School	106
Stanton, Bradville	Stantonbury School	107
Stoke Goldington CE First, Stoke Goldington	Ousedale School	70

Summerfield, Bradwell Common	Stantonbury School	108
The Premier Academy, Bletchley	Sir Herbert Leon Academy	91
The Willows School and Early Years Centre, Fishermead	The Milton Keynes Academy	126
Tickford Park Primary, Newport Pagnell	Ousedale School	71
Two Mile Ash, Two Mile Ash	Denbigh School	38
Water Hall Primary, Bletchley	Sir Herbert Leon Academy	92
Watling Primary School, Whitehouse	Watling Academy	159
Wavendon Gate, Wavendon Gate	Walton High	155
Whitehouse Primary School, Whitehouse	Watling Academy	160
Willen Primary, Willen	Stantonbury School	109
Wood End Infant and Pre-School, Stantonbury	Stantonbury School	110
Wyvern, Wolverton	The Radcliffe School	142

Intentionally blank

Milton Keynes City Council
Children's Services
Civic
1 Saxon Gate East
Milton Keynes
MK9 3EJ

