

Early Years Place Planning: Forward View

2025/26

A solid red vertical rectangular bar is positioned to the left of the date text.

April 2025

The information contained in this report is for general information purposes only. While every effort has been made to keep the information up to date and correct, Milton Keynes City Council (MKCC) make no representations or warranties of any kind, expressed or implied, about the completeness, accuracy, reliability or suitability with respect to the information contained within the document. Any reliance placed on such information is therefore strictly at the individual's own risk. MKCC is not responsible for, and expressly disclaims all liability for, damages of any kind arising out of use, reference to, or reliance on any information contained within this document. The datasets used to produce this document are the most accurate available information as of 2025.

Contents

Page 4	Introduction
Page 5	The Growth of Milton Keynes
Page 6	Legal Duties
Page 9	Strategic Context
Page 11	SEND
Page 12	Methodology
Page 13	Mitigating Factors
Page 14	EY Sufficiency Summary
Page 15	EY Projections
Page 48	Annexes

Introduction

This document reviews the sufficiency of early education and childcare provision throughout Milton Keynes. It also sets out the local authority's main legal duties and powers in relation to the market. It is designed to enable the local authority to assess the volume and location of available places and identify potential areas of shortfall in childcare provision. This document is freely available to stakeholders upon request and is intended to aid providers in mapping demand in Milton Keynes; subsequently stimulating the market growth required to ensure sufficient places are available. We hope it will support existing childcare providers and potential new providers to understand the market with any findings being used as a guide to plan a strategic approach for funding and growth to be channelled in areas where significant gaps in provision is indicated.

The Growth of Milton Keynes

Planned Growth

Plan:MK, which was adopted in 2019, replaced the remaining planning policies kept from the Milton Keynes Local Plan (adopted December 2005) and the Milton Keynes Core Strategy, and became part of the Development Plan to be used in the determination of planning applications within the borough. Plan:MK is the new Local Plan for Milton Keynes up to 2031 and sets out the vision and development strategy for the future of the Borough. Plan:MK will deliver a minimum of 26,500 net dwellings across the Borough of Milton Keynes over the period 2016-2031. For all current Strategic Urban Extensions listed within Plan:MK, the indicative education needs have been detailed.

There is significant planned total development across Milton Keynes with over 14,200 homes scheduled to be delivered over the next eight years, with a significant proportion of this being delivered in our new development areas of Milton Keynes. It is important that new early years places are delivered within these areas in line with the additional demand they bring as the developments build out across the years,

As a Local Authority we are currently in the early stages of considering what our new local plan will look like which will plan the city's development until 2050. The New City Plan will take forward Milton Keynes City Council's Strategy for 2050 which sets out a bold and ambitious vision for Milton Keynes over the next 28 years, including equal opportunities for all, 'lifelong' homes that suit people at all stages of their life, and a pioneering mass rapid transit system. Part of the consideration for the plan will be what education is required for the future of the city across all educational phases.

The Access to Education, Employment and Training service will continue to be involved in the plan making process to ensure that the education needs of future residents of Milton Keynes are met.

Legal duties

The Childcare Act places a duty on local authorities in England to secure, as far as is reasonably practicable, sufficient childcare to meet the requirements of parents in their area who require childcare, and this includes securing provision of funded early education entitlement places, for eligible young children under compulsory school age.

New duties:

The Spring 2023 budget announced a range of national changes to the childcare sector, with the aim to support parents returning to work by providing greater access to affordable childcare.

A significant change introduced for was the expansion of funded early education entitlements for working families, in three phases:

- Phase 1: April 2024 - 15 hours of childcare over 38 weeks of the year made available to eligible working parents of two-year olds.
- Phase 2: September 2024 - 15 hours of childcare over 38 weeks of the year made available to eligible working parents of 9 month to 36-month-olds.
- Phase 3: September 2025 - 30 hours of childcare over 38 weeks of the year made available to eligible working parents of 9 month to 36-month-olds.

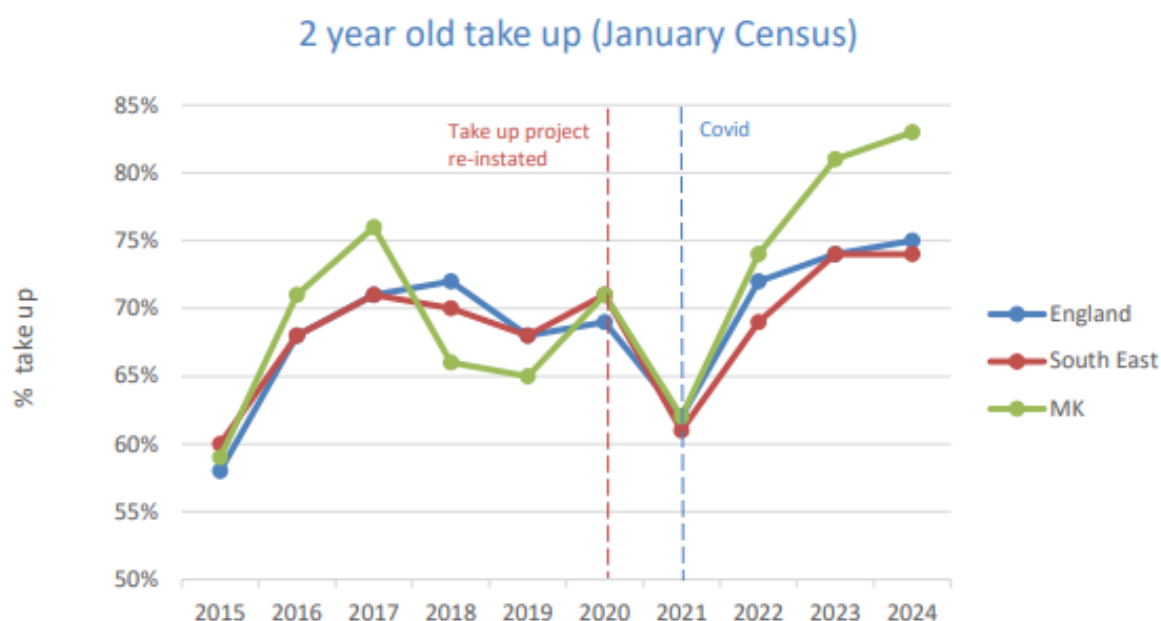
Full statutory guidance can be found [here](#)

Current Milton Keynes take up

Two-year-old entitlement

Since the introduction of the statutory duty to offer all disadvantaged two-year olds 15 hours a week of early education, participation rates in Milton Keynes are consistently higher than that of the South East region and the national average. Milton Keynes was recognised nationally for its efforts and success in this area. This achievement was supported by a participation project which included a significant promotional campaign funded from 'initial trajectory funding' from the DfE. The participation project and promotional campaign stopped following the expiration of the initial trajectory funding, and Milton Keynes subsequently experienced a decrease in participation rates during 2018 and 2019. This was reintroduced in 2019 and has been running ever since, using centrally retained funding from the early years block..

Whilst there was an overall drop in 2021, due to the impact of covid at the point of the January Census, take up rates have risen again, and participation rates are again significantly higher than national or regional averages and continue to grow (see graph below).

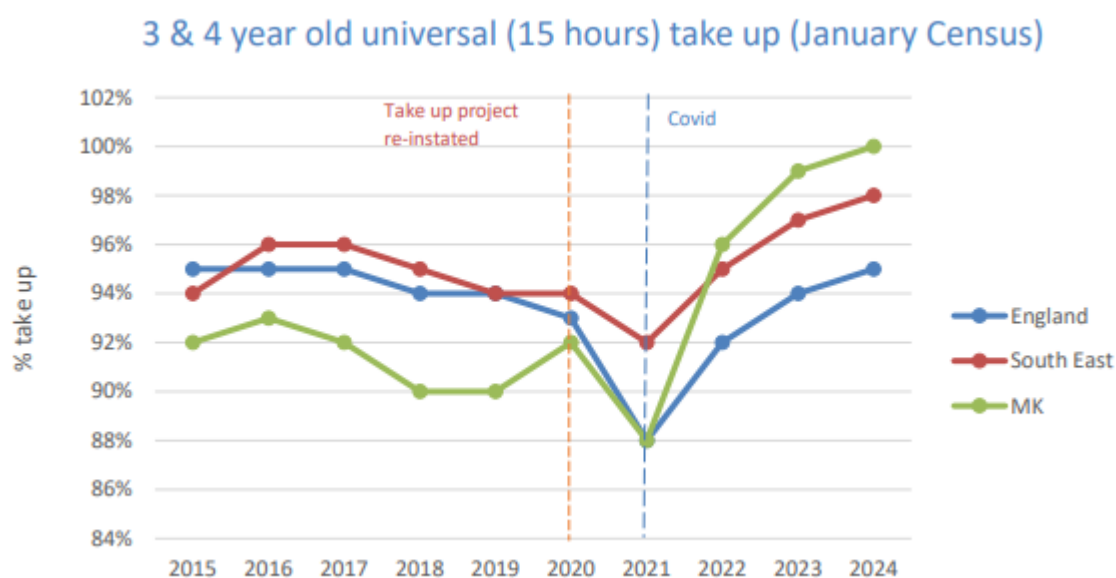


Universal three- and four-year-old entitlement

Historically, Milton Keynes participation in universal three- and four-year-olds has been consistently lower than regional and national levels. Previous investigations have resulted in knowledge that much of this is to do with the mobility of families. DfE participation data for 2020 showed that take up in Milton Keynes had increased, which bucked the national and regional trends, and meant rates in Milton Keynes were only slightly below. This increase followed the re-instatement of the participation project for two-year-olds.

Unfortunately, the outbreak of Covid-19 significantly impacted accessibility of provision and parental desire to take up places, particularly at the point of census in January 2021. This meant that at the point of the January 2021 census, take up rates across the country had fallen compared to previous years although the take up rate in Milton Keynes were still in line with the national and regional average ages. Census data from January 2022 showed take up rates had risen again across the country, but encouragingly the take up rate in Milton Keynes continued to rise at a significant rate, in line with the increase in 2-year-old take up, and Milton Keynes was at last calculated as having a higher take up rate than national and regional averages. This trend has continued, and the January 2023 census data now calculates the Milton Keynes participation rate has further increased, with 99% of children now accessing provision.

This continues to show an increasingly positive position, particularly when compared to the regional average (97%) and national average (94%), as shown on the following graph. The impact of this can also be seen in the increase in the proportion of early years children in Milton Keynes achieving a Good Level of Development (GLD) at the end of the reception year, which is higher than national.



Take up census information for working parent entitlements will be included in subsequent forward view editions once these are received through the 2025 early years census.

Strategic Context

Despite the retention of our early years duties, the operation of the early years sector has changed significantly over the past decade where Local Authorities role and relationship with the sector has altered from one of provision deliverer to one of market management and quality assurance.

Local authorities are reliant on Private, Voluntary, and independent providers, and school based early years provision to fulfil their duty to secure sufficient provision for those who need it. Providers within the early years marketplace deliver provision through a variety of operating models to ensure that there is the flexibility available to meet the needs of children and their families. This provision can range from childminder to playgroups through to year round full day nursery. In Milton Keynes private, voluntary and independent (PVI) organisations account for the majority of the funded early education and childcare market (85%). These providers operate from a variety of different premises (including purpose-built facilities, shared community buildings, schools, churches, converted offices and domestic premises). The remainder of the sector consists of nursery schools and nursery classes within schools. These providers offer a mixture of full day care or sessional care dependent upon the type of setting to provide parents with a mixture of choice to meet needs of families across the city.

Despite the challenges the marketplace has faced over the years due to the impact of Covid19, the Milton Keynes early years sector has remained relatively buoyant in comparison to the national position. In Milton Keynes, the number of providers has remained relatively stable over the past 6 years with the number of places available slightly increasing (1%). This can largely be attributed to an increased number of places being offered at nursery settings as their operational models enable them greater flexibility in what they are able to offer, and the significant focus locally on ensuring parents are aware of their entitlements to early education, and how it benefits children

Childcare sufficiency is essential in supporting working parents/carers and those studying or training for employment. Another focus of childcare is to reduce inequalities and child poverty throughout the country.

The Index of Multiple Deprivation (IMD) 2019 is the official measure of relative deprivation for small areas (or neighbourhoods) in England. In the Indices of Multiple Deprivation 2019 Milton Keynes was ranked 107 compared to 181 in 2015 and compared to 211 in 2010. Milton Keynes has 8 districts that rank in the 10% most deprived and 18 in the 20% most deprived areas in Britain.

Sufficient quality childcare is vital in supporting the growth of Milton Keynes. In Milton Keynes, the population size has increased by 15.3%, from around 248,800 in 2011 to 287,000 in 2021 census. This is higher than the overall increase for England (6.6%), and higher than our neighbours (Buckinghamshire 9.5% & North Northamptonshire 13.5 %) but in line with Central Bedfordshire 15.7% and slightly lower than Bedford Borough growth

(17.7%). It is critical that supply of childcare provision in Milton Keynes continues to meet demand as the city grows over the next 25 years.

There is no obligation on parents to access early education provision; however, evidence shows that access to high quality early education provision improves the life chances of children, particularly those from disadvantaged backgrounds. In order to improve the well-being of young children and reduce social inequalities, there is a duty for LAs to identify parents who may be unlikely to access 'early childhood services'. LAs and relevant partners should encourage all parents to take advantage of these services as they may be of benefit to them and their young children.

SEND

All Milton Keynes providers are accessible to children with special educational needs and provide an inclusive childcare market for parents. Most early year's children will be able to have their special educational needs met at their local pre-school, nursery or childminder setting. However, for some children, specialist provision may be more appropriate.

All childcare group settings are required to have a member of staff who is the Special Education Needs Coordinator (SENCO), and has responsibility for identifying children with SEND, whilst all childminders must act as their own SENCO. In the event that an early year's child requires a specific support for their needs, the local authority will assess the child's needs using the 'graduated approach'.

The Children and Families Act 2014 has seen the introduction of Education, Health and Care Plans and a 'Local Offer' for families with a child or young person with SEND. More information about how the Milton Keynes Local Offer supports early years can be found at: [How Early Years settings can support young children with SEND](#)

In addition to the SEND Local Offer, the Milton Keynes City Council maintains a 'SEND Inclusion Grant' which is available upon request to providers with children with SEND. This funding is to be used to enable the setting to better meet the needs of the SEND children that attend.

Providers are also able to apply for Disability Access Funding (DAF) for eligible children at their settings. DAF is for early years providers to support children with disabilities or special educational needs. Information on how to apply for DAF is available on the SEND Local Offer as well as in the Provider Guidance.

Methodology

Due to the mitigating factors that impact projections, analysis of data sources are undertaken to produce forecasts that reflect the behaviour of the Milton Keynes childcare market. ONS birth data is used as a fundamental data source for the projections, the birth data of previous years is analysed to project future rates and therefore future potential demand in Milton Keynes.

The Early Years census is analysed to identify the behaviour of the childcare market in Milton Keynes. The Early Years census is reviewed to detect trends in participation rates and area demand mapping. Subsequently these characteristics are applied to potential demand to produce projections with a greater degree of accuracy.

Milton Keynes City Council's childcare database and Ofsted were used to identify and map the supply of available places in Milton Keynes. Only providers that are registered for Early Education Funding (EEF) are included in our supply analysis as these providers are universally accessible to eligible children. This therefore means that there is also a private market that is available for families in Milton Keynes that require childcare provision.

As the working parent entitlements for 2s and under are completely new entitlements there is no historical take up date to base trends upon for those specific cohorts. However, as per national guidance we have utilised various sources of data such as population data, historical take-up trends of other entitlements, data from the department of education (DfE), data from the department of works and pensions (DWP) and application of reasonable estimates where necessary to project demand from September 2025 when the final phase of the expansion offers will be implemented.

Mitigating Factors

The nature of the early year's childcare market creates several difficulties when mapping supply and demand for childcare in Milton Keynes. A prominent forecasting issue is the role parental preference plays when accessing childcare provision. Parental preference directly impacts participation rates in the childcare market; as there is no mandatory requirement for pre-school age children to attend an early year's provision hence projecting the level of take-up can be problematic and volatile from year to year. Parental preference also impacts demand mapping as parents regularly access provisions outside of the family centre area in which they live for a variety of different reasons.

It is therefore important to note that whilst some geographical areas in Milton Keynes within this document are projecting a shortfall of places, particularly in the under 2 phase, this shortfall may not actually come to fruition given parental preference does not necessarily mean accessing early years provision from within local family centre areas.

The flexibility and adaptability of the early year's market and providers also adds a further degree of difficulty when allocating supply to projected demand. As childcare providers independently manage their resources to accommodate the child demand they receive, providers will amend their ratio of spaces at varying age ranges to reflect their intake and therefore their vacancies are interchangeable. Private, voluntary and independent providers possess the autonomy to freely expand or reduce the capacity of their settings in accordance with the Ofsted prescribed requirements. Furthermore, providers can decide to enter or exit the childcare market without honouring a notice period.

Therefore, the childcare market is an ever-changing fluid landscape that is hugely market driven and supply and demand can, and often does, fluctuate frequently and as a result of this as do early years projections.

EY Sufficiency Summary

Under 2's (working parent)

Milton Keynes is showing a projected shortfall of provision for under 2's across the city. A shortfall position is projected in 9 out of the 10 Family Centre areas.

However, it must be noted that the projections for under 2's are likely to change over the course of the next 12 months as we begin to receive actual take up data for this cohort of children and are more clearly able to identify which children are already attending formal childcare and have just switched from parent paid childcare to entitlement funded childcare, and how many are new to formal childcare and wishing to access provision for the first time. This data will then be able to be incorporated into projections in future forward view editions.

2-year-old entitlement (15 hours-disadvantaged) & working parent

Overall, Milton Keynes has sufficient supply of funded 2-year-old places to meet the projected demand for the various entitlements across the city. Sufficient places for 2-year-olds to is projected in 9 out of the 10 Family Centre areas. There is a small shortfall projected in 1 Family Centre area which can be offset by surplus in local 3 & 4 year old places and with the addition of new expanded places via the DfE and locally led EY expansion schemes.

3 & 4-year-olds entitlement (universal 15 hours and 30 hours working parent)

Overall, Milton Keynes has sufficient places for 3- & 4-year-olds accessing the universal and working parent entitlement. 8 out of the 10 Family centre areas are projected to have sufficient places to meet demand. There is a small shortfall projected in 2 Family Centre areas which can be offset by surplus in local 2 year old places.

Summary

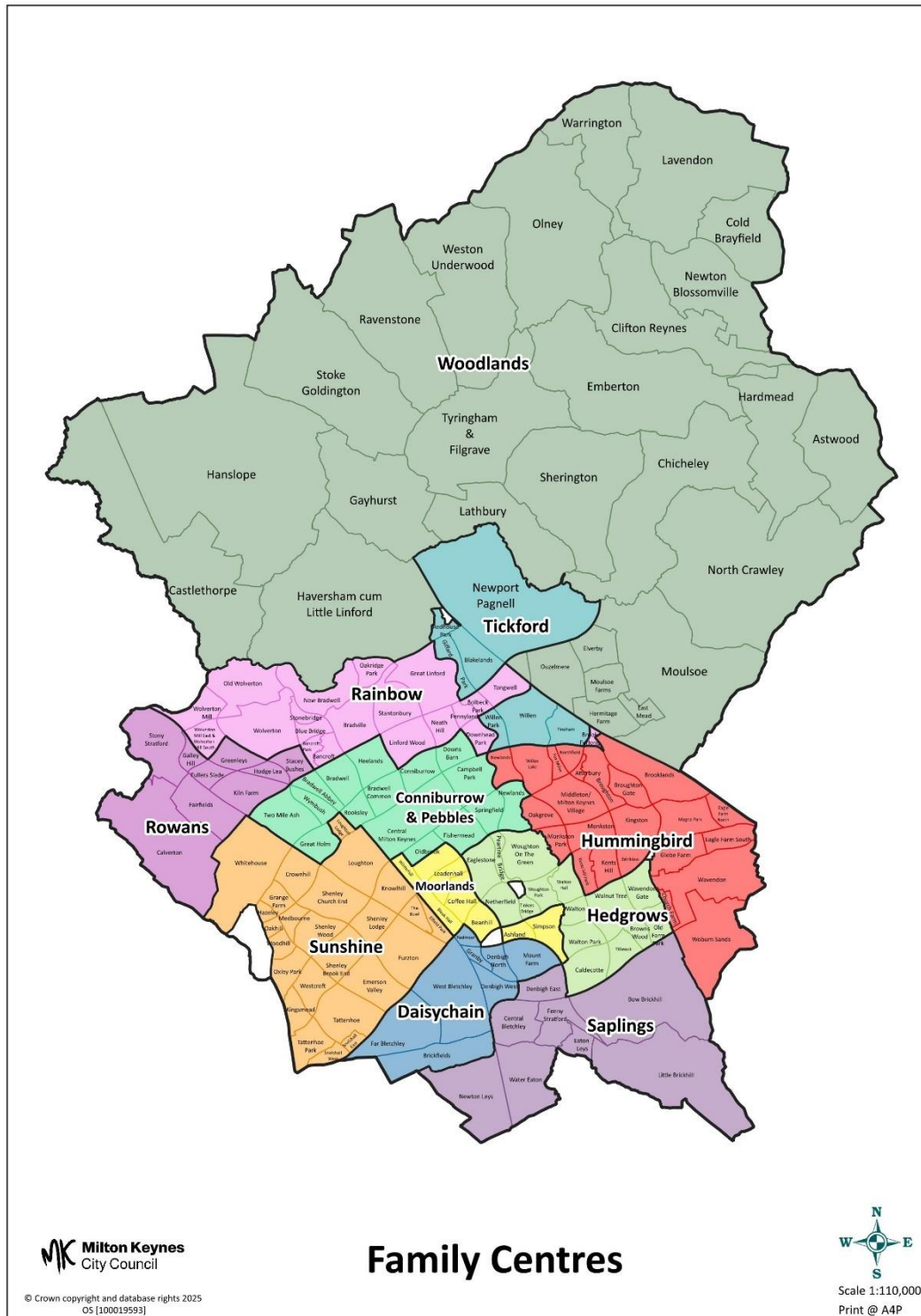
The most significant aspect of entitlements will be the parent and how they choose to use their entitlements. The individual patterns and needs of each parent will differ, therefore the adaptability of the childcare market is essential to meeting the demand that arises. As the childcare market is driven by consumer participation the allocation of places between the age groups is adaptable to the demand which minimises the risk of insufficient places to access entitlements.

The flexibility of the childcare market should ensure providers can adapt their ratios to meet demand. This marketplace flexibility will be critical throughout the years with the continued growth of Milton Keynes as a city and the growing increased number of eligible children that coincides with this growth.

We will continue to work closely to monitor the supply and demand of childcare places and work with providers from the private, voluntary, independent, and maintained sector to ensure there are sufficient places to meet the needs of parents.

EY Projections

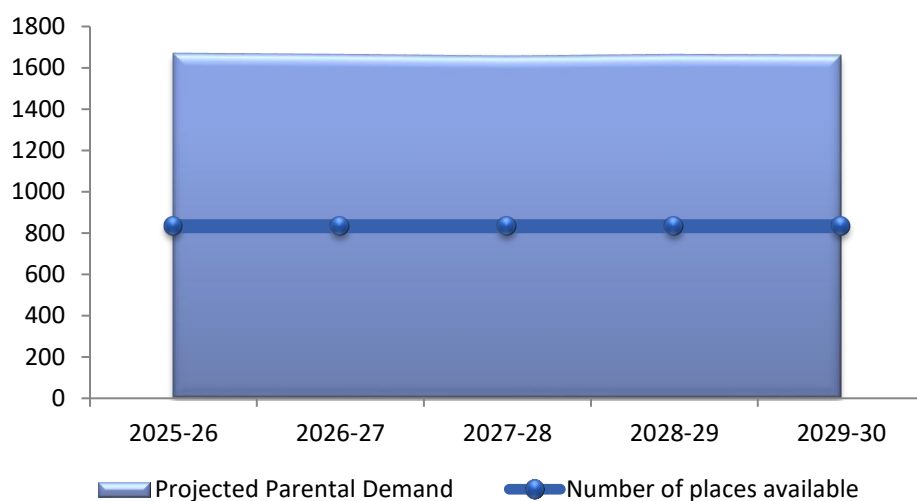
Milton Keynes



Provider Type	No. Providers	Registered Places	Type of care
Childminder	114	752	FULL
Day Nursery	52	3279	
Nursery Unit at Independent Schools	4	448	
Pre-School Playgroup	50	1869	SESSIONAL
Maintained Nursery Class	44	1669	

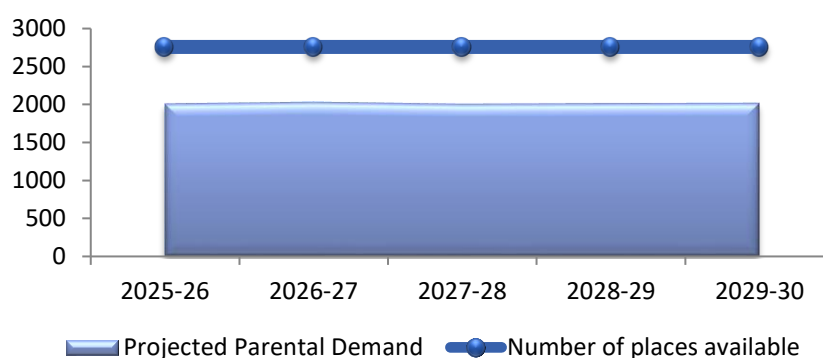
Milton Keynes: under 2 year old provision					
	2025-26	2026-27	2027-28	2028-29	2029-30
Number of places available	833	833	833	833	833
Projected demand for places (WP)	1669	1664	1655	1662	1660
Balance of places	-836	-831	-822	-829	-827

Milton Keynes U2YO



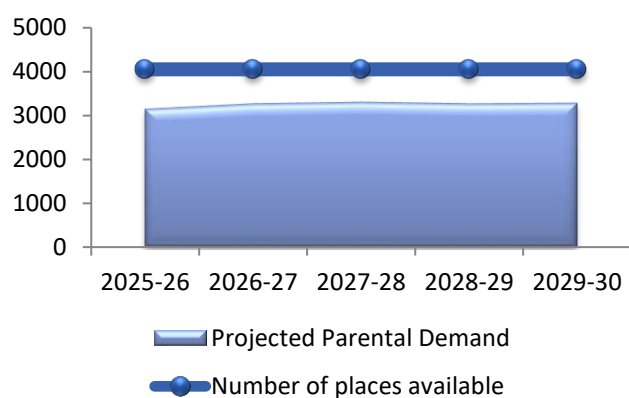
Milton Keynes: 2 year old provision					
	2025-26	2026-27	2027-28	2028-29	2029-30
Number of places available	2758	2758	2758	2758	2758
Projected demand for places (all)	1165	1177	1162	1168	1169
Disadvantaged 2YO demand	838	847	836	840	841
Balance of places	756	734	760	750	748

Milton Keynes 2YO

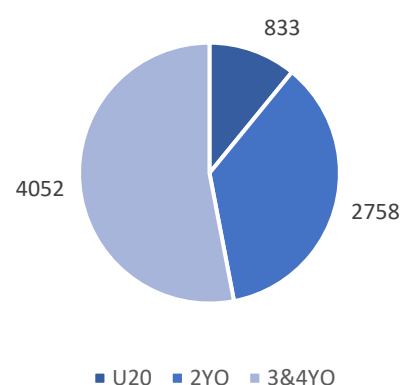


Milton Keynes: 3&4 year old provision					
	2025-26	2026-27	2027-28	2028-29	2029-30
Number of places available	4052	4052	4052	4052	4052
Projected 3&4 YO demand (u)	3148	3274	3311	3272	3286
Balance of places	904	778	741	780	766
Projected 30hr demand (WP)	2047	1945	1991	1994	1977

Milton Keynes 3&4YO



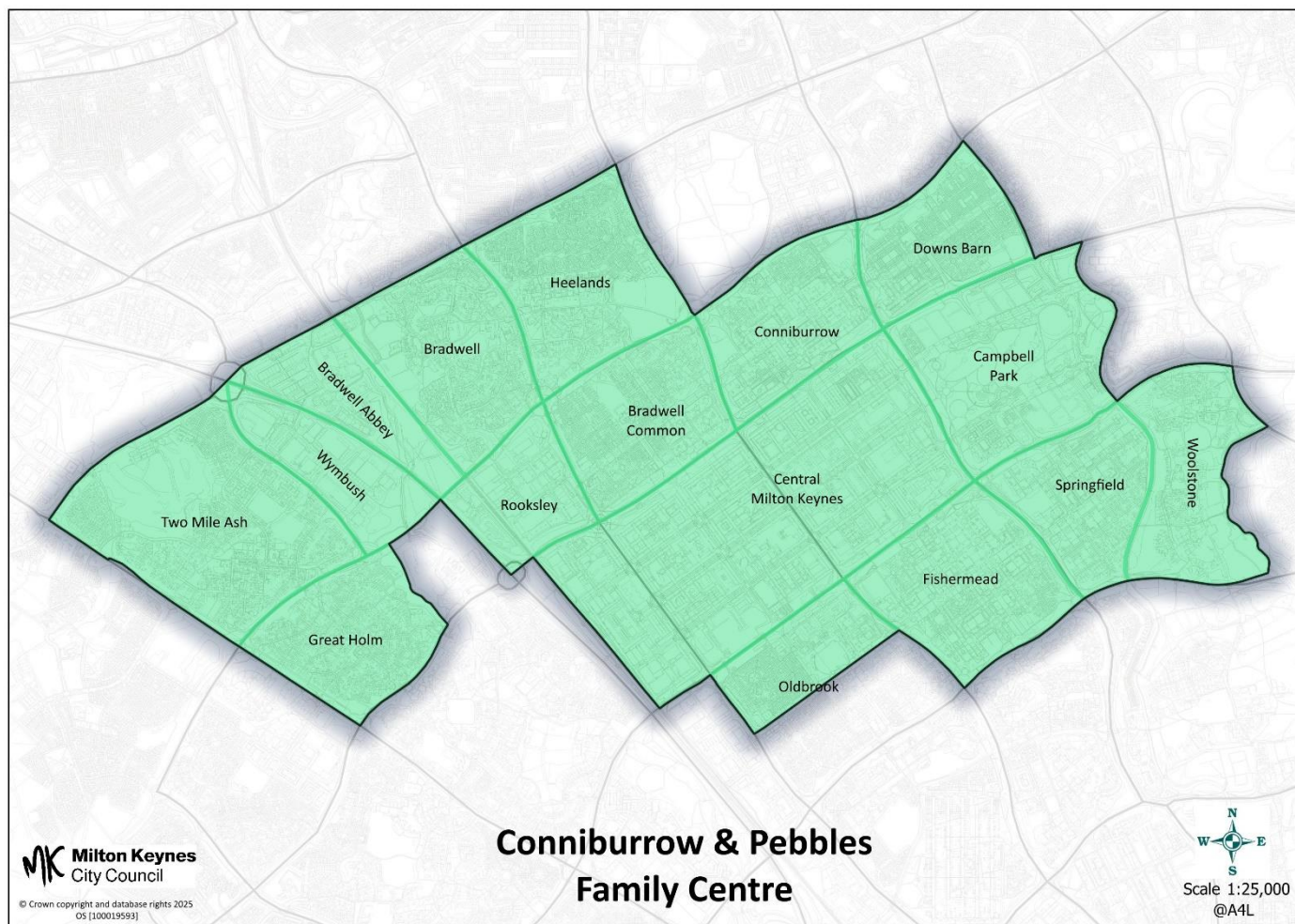
Composition of area provision



Analysis

- Shortfall projected for under 2 provision. However, projections are based on a number of presumptions meaning it is currently unclear whether projected shortfall will materialise. Position to be monitored closely in partnership with the sector over the next 12 months with additional places added if required as appropriate.
- Large projected surplus 2-year-old places to meet the demand in Milton Keynes.
- Large projected surplus 3- and 4-year-old places to meet the demand in Milton Keynes.

Conniburrow and Pebbles

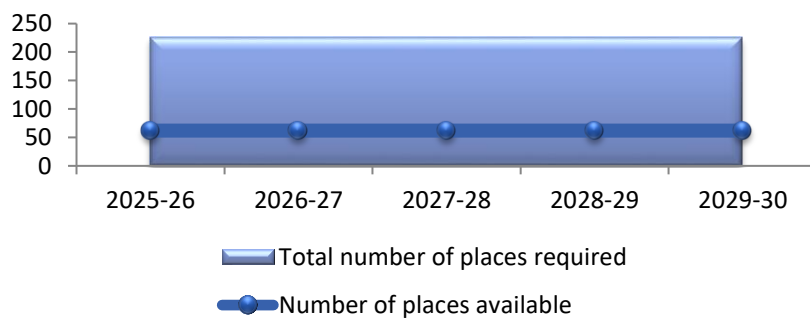


- Bradwell
- Bradwell Abbey
- Bradwell Common
- Campbell Park
- Central Milton Keynes
- Conniburrow
- Downs Barn
- Fishermead
- Great Holm
- Heelands
- Springfield
- Two Mile Ash
- Woolstone

Provider Type	No. Providers	Registered Places	Type of care
Childminder	12	78	FULL
Day Nursery	3	244	
Nursery Unit at Independent Schools	0	0	
Pre-School Playgroup	7	260	SESSIONAL
Maintained Nursery Class	6	187	

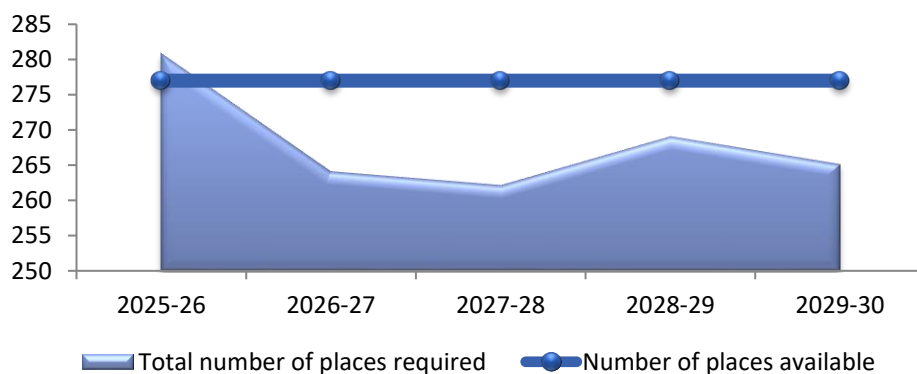
Conniburrow and Pebbles: Under 2 year old provision					
	2025-26	2026-27	2027-28	2028-29	2029-30
Number of places available	62	62	62	62	62
Projected demand for places	225	225	225	225	225
Balance of places	-163	-163	-163	-163	-163

Conniburrow and Pebbles U2O Supply



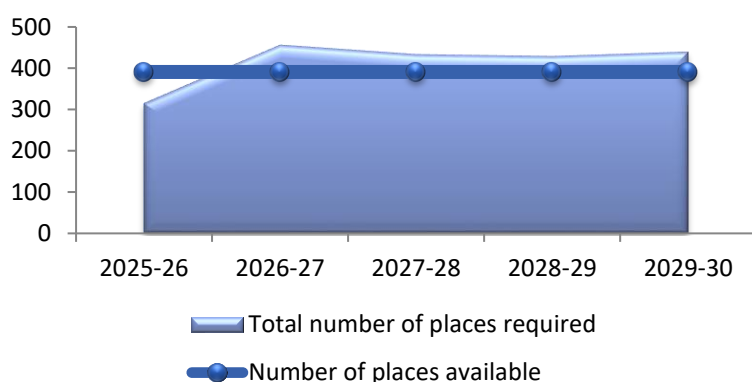
Conniburrow and Pebbles: 2 year old provision					
	2025-26	2026-27	2027-28	2028-29	2029-30
Number of places available	277	277	277	277	277
Projected demand for places	163	154	153	157	154
Disadvantaged demand	117	110	110	113	111
Balance of places	-4	13	15	8	12

Conniburrow and Pebbles 2YO Supply

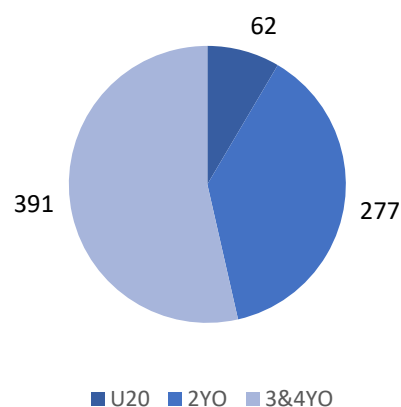


Conniburrow and Pebbles: 3&4 year old provision					
	2025-26	2026-27	2027-28	2028-29	2029-30
Number of places available	391	391	391	391	391
Projected 3&4 YO demand	315	457	434	429	440
Balance of places	76	-66	-43	-38	-49
Projected 30hr demand	119	111	113	114	113

Conniburrow and Pebbles 3&4YO Supply



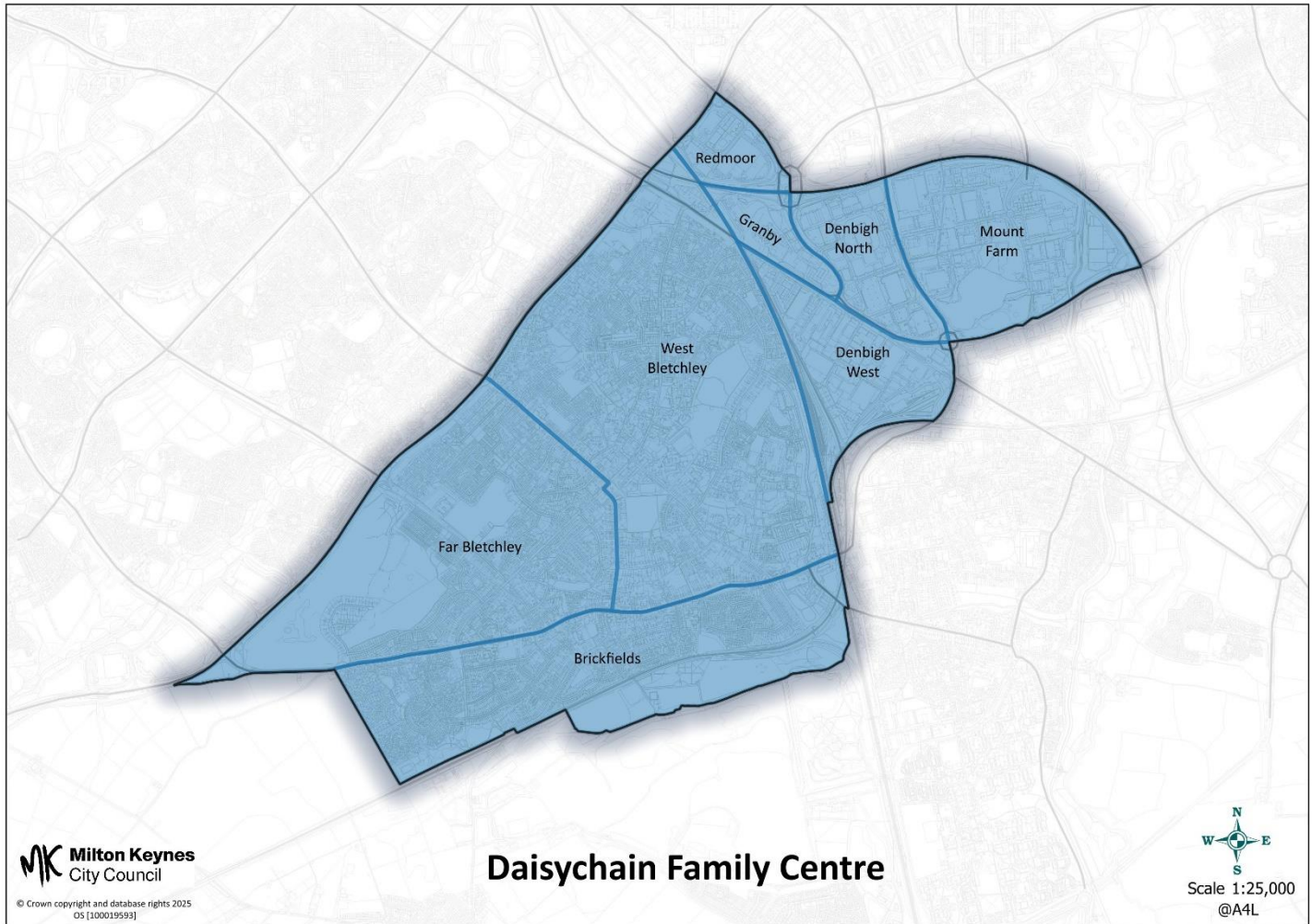
Composition of area provision



Analysis

- Shortfall projected for under 2 provision. However, projections are based on a number of presumptions meaning it is currently unclear whether projected shortfall will materialise. Position to be monitored closely in partnership with the sector over the next 12 months with additional places added if required as appropriate.
- Sufficient 2-year-old places projected to meet the demand in the area.
- The 3&4 year-old shortfall has been predicted in previous years, however, there has been no access issues for parents reported. The supply of 2-year-old places can typically be flexed by providers to offer more 3 & 4 year old places if required.

Daisychain

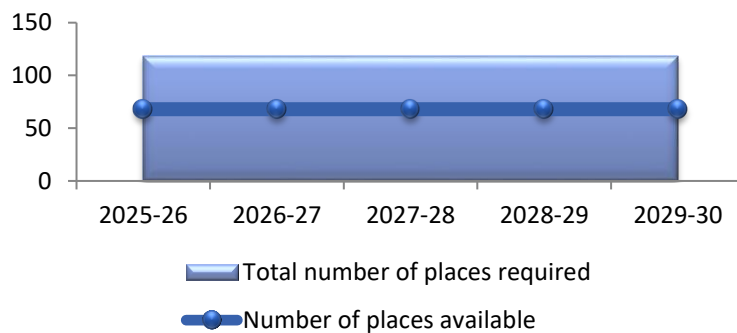


- Brickfields
- Denbigh North and West
- Far, Old and West Bletchley
- Granby
- West Bletchley

Provider Type	No. Providers	Registered Places	Type of care
Childminder	10	78	FULL
Day Nursery	4	124	
Nursery Unit at Independent Schools	1	148	
Pre-School Playgroup	3	114	SESSIONAL
Maintained Nursery Class	3	119	

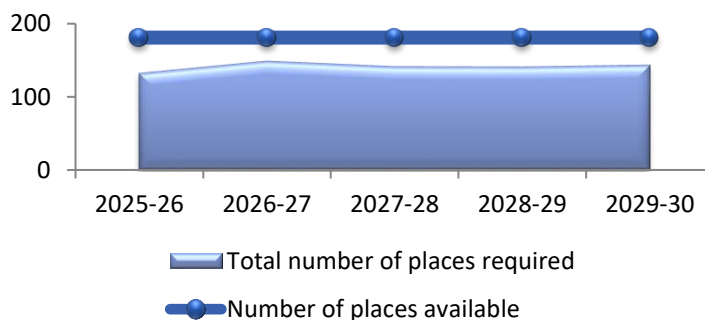
Daisychain: under 2 year old provision					
	2025-26	2026-27	2027-28	2028-29	2029-30
Number of places available	68	68	68	68	68
Projected demand for places	119	119	119	119	119
Balance of places	-51	-51	-51	-51	-51

Daisychain U2YO

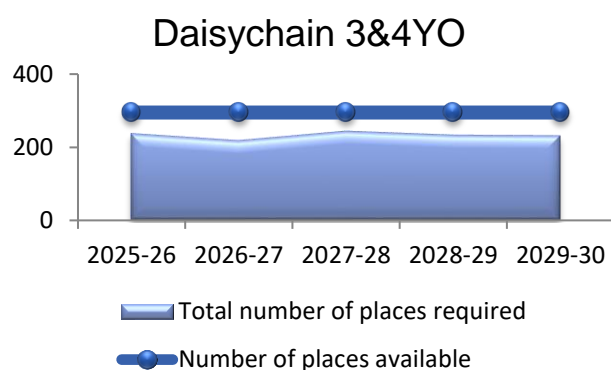


Daisychain: 2 year old provision					
	2025-26	2026-27	2027-28	2028-29	2029-30
Number of places available	181	181	181	181	181
Projected demand for places	77	87	82	82	84
Disadvantaged demand	55	62	59	59	60
Balance of places	49	32	40	40	37

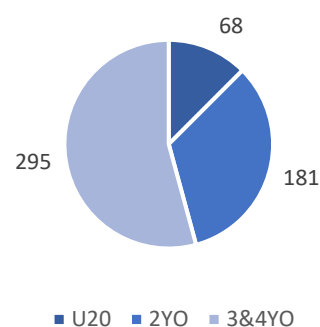
Daisychain 2YO



Daisychain: 3&4 year old provision					
	2025-26	2026-27	2027-28	2028-29	2029-30
Number of places available	295	295	295	295	295
Projected 3&4 YO demand	236	217	243	232	231
Balance of places	59	78	52	63	64
Projected 30hr demand	164	142	150	152	148



Composition of area provision



Analysis

- Shortfall projected for under 2 provision. However, projections are based on a number of presumptions meaning it is currently unclear whether projected shortfall will materialise. Position to be monitored closely in partnership with the sector over the next 12 months with additional places added if required as appropriate.
- Large projected surplus of 2-year-old places to meet the demand in the area.
- Large projected surplus of 3- and 4-year-old places to meet the demand in the

Hedgerows

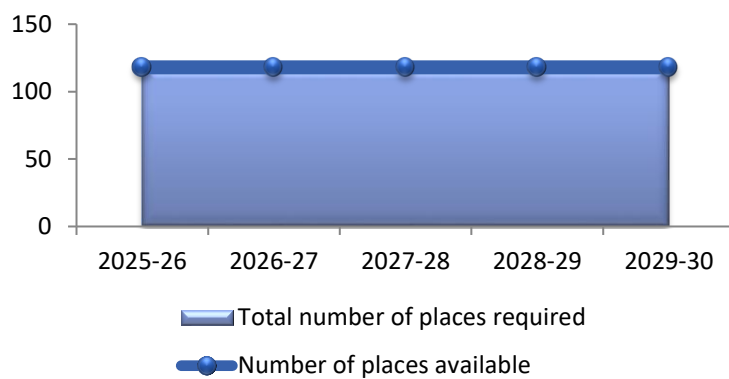


- Browns Wood
- Caldecotte
- Eaglestone
- Netherfield
- Old Farm Park
- Peartree Bridge
- Tinkers Bridge
- Walnut Tree
- Walton
- Walton Park
- Wavendon Gate
- Woughton Park
- Woughton-on-the-Green

Provider Type	No. Providers	Registered Places	Type of care
Childminder	4	42	FULL
Day Nursery	5	393	
Nursery Unit at Independent Schools	1	160	
Pre-School Playgroup	3	96	SESSIONAL
Maintained Nursery Class	2	52	

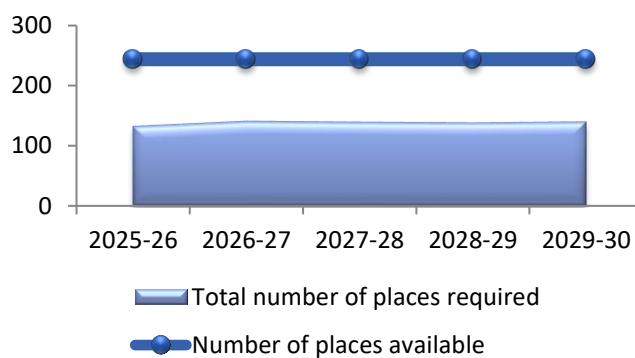
Hedgerows: under 2 year old provision					
	2025-26	2026-27	2027-28	2028-29	2029-30
Number of places available	118	118	118	118	118
Projected demand for places	119	119	119	119	119
Balance of places	-1	-1	-1	-1	-1

Hedgerows U2YO

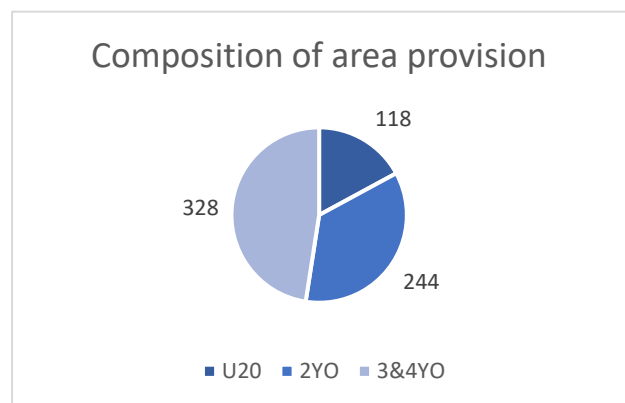
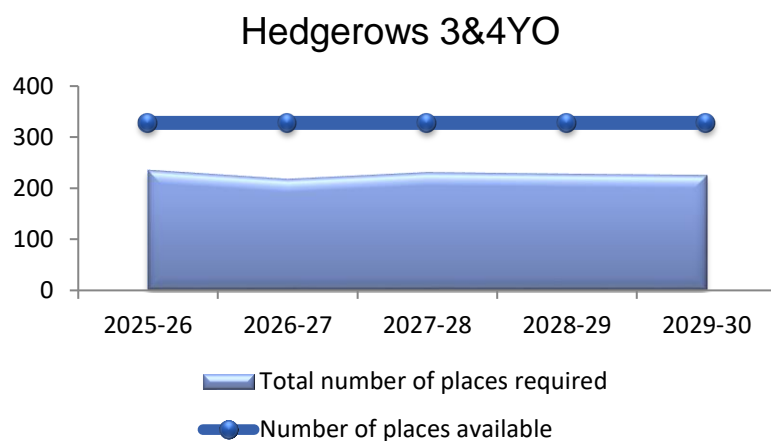


Hedgerows: 2 year old provision					
	2025-26	2026-27	2027-28	2028-29	2029-30
Number of places available	276	276	276	276	276
Projected demand for places	77	82	81	80	81
Disadvantaged demand	55	58	58	58	58
Balance of places	144	135	137	138	137

Hedgerows 2YO



Hedgerows: 3&4 year old provision					
	2025-26	2026-27	2027-28	2028-29	2029-30
Number of places available	328	328	328	328	328
Projected 3&4 YO demand	235	217	231	228	225
Balance of places	93	111	97	100	103
Projected 30hr demand	160	153	157	156	155

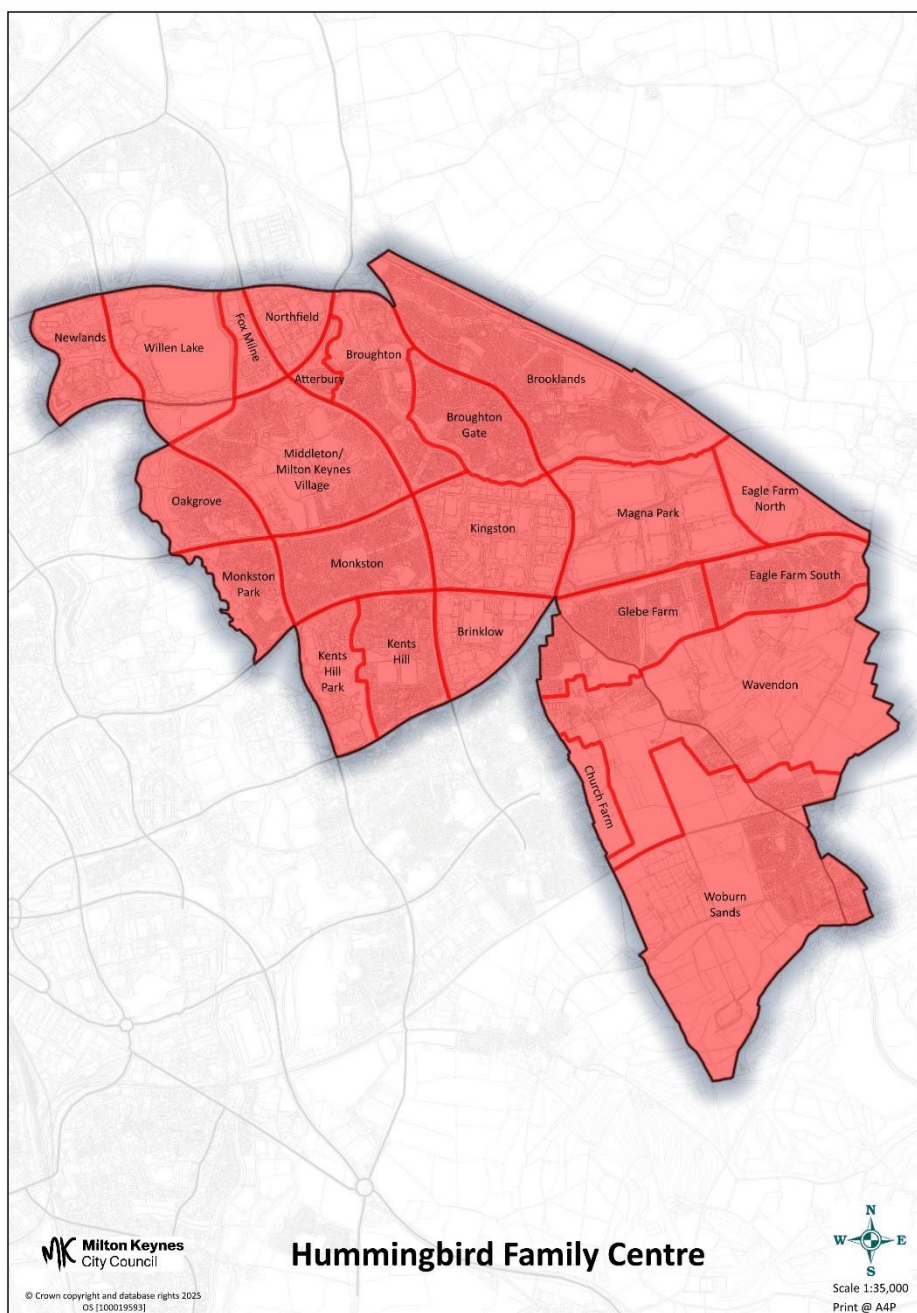


Analysis

- Small shortfall projected for under 2 provision.
- Large projected surplus of 2-year-old places to meet the demand from the area.
- Projected surplus of 3- & 4-year-old places to meet the demand from the area.

Hummingbird

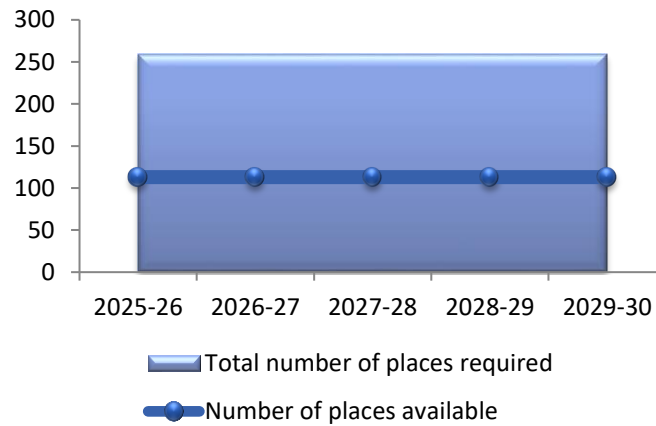
- Atterbury
- Brooklands
- Broughton
- Broughton Gate
- Eagle Farm South
- Fox Milne
- Glebe Farm
- Kents Hill
- Kents Hill Park
- Kingston
- Middleton
- Milton Keynes Village
- Monkston
- Monkston Park
- Newlands
- Oakgrove
- Wavendon
- Woburn Sands



Provider Type	No. Providers	Registered Places	Type of care
Childminder	19	114	FULL
Day Nursery	7	439	
Nursery Unit at Independent Schools	1	86	
Pre-School Playgroup	4	165	SESSIONAL
Maintained Nursery Class	6	252	

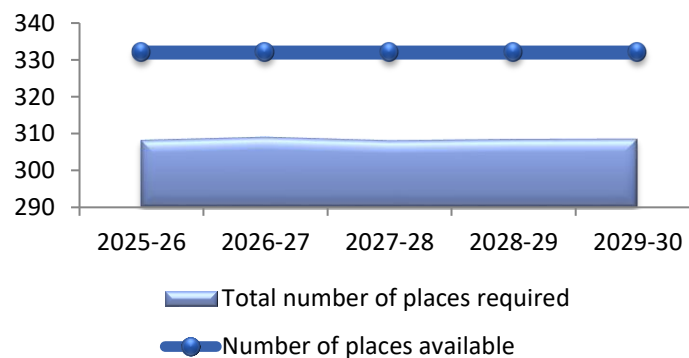
Hummingbird: under 2 year old provision					
	2025-26	2026-27	2027-28	2028-29	2029-30
Number of places available	113	113	113	113	113
Projected demand for places	259	259	259	259	259
Balance of places	-146	-146	-146	-146	-146

Hummingbird U2YO

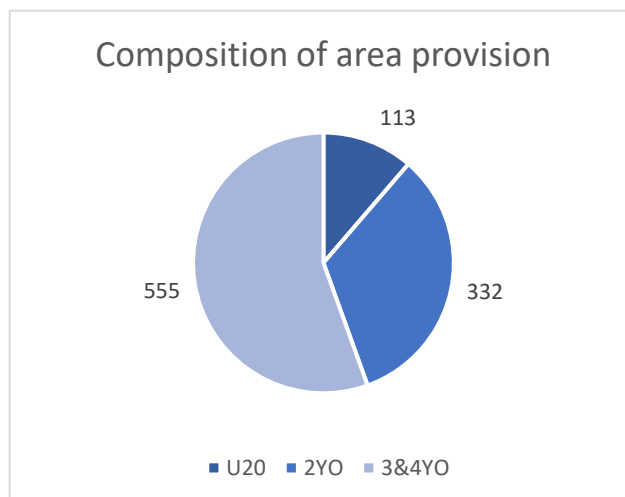
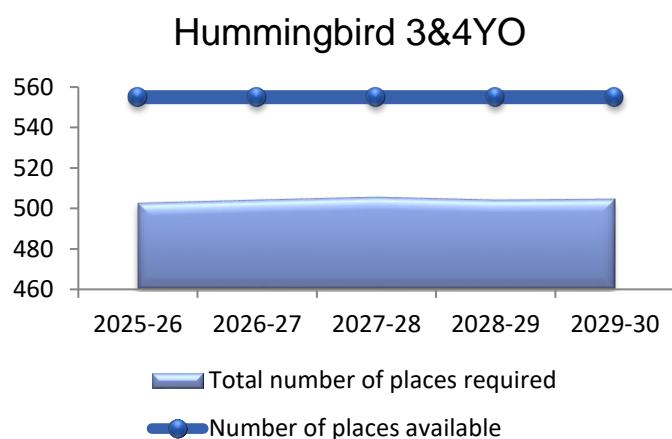


Hummingbird: 2 year old provision					
	2025-26	2026-27	2027-28	2028-29	2029-30
Number of places available	332	332	332	332	332
Projected demand for places	179	180	179	179	179
Disadvantaged demand	129	129	129	129	129
Balance of places	24	23	24	24	23

Hummingbird 2YO



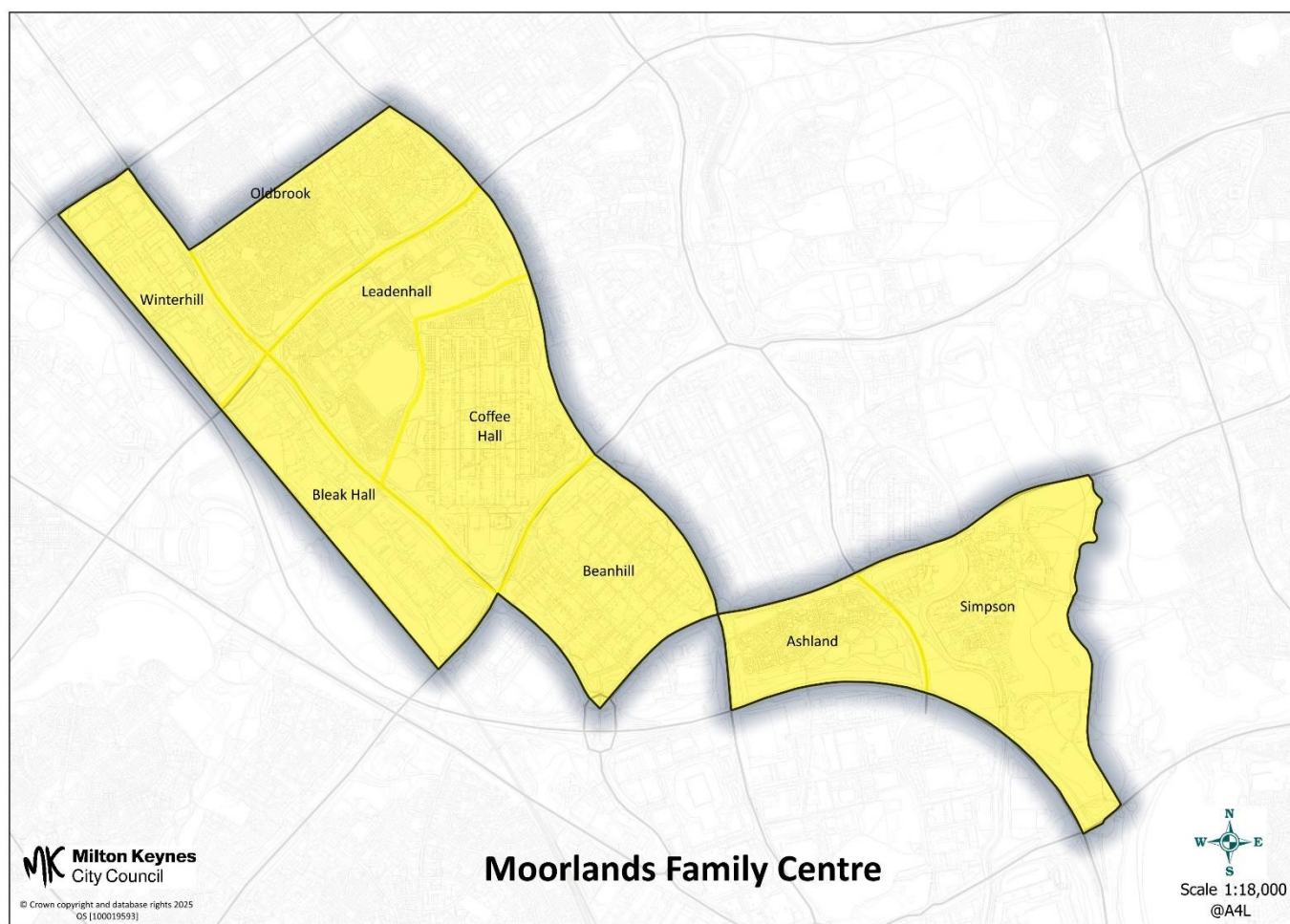
Hummingbird: 3&4 year old provision					
	2025-26	2026-27	2027-28	2028-29	2029-30
Number of places available	555	555	555	555	555
Projected 3&4 YO demand	503	504	506	504	505
Balance of places	52	51	49	51	50
Projected 30hr demand	198	201	191	197	197



Analysis

- Shortfall projected for under 2 provision. However, projections are based on a number of presumptions meaning it is currently unclear whether projected shortfall will materialise. Position to be monitored closely in partnership with the sector over the next 12 months with additional places added if required as appropriate.
- Projected surplus of 2-year-old places to meet the demand from the area.
- Projected surplus of 3- & 4-year-old places to meet the demand from the area.

Moorlands

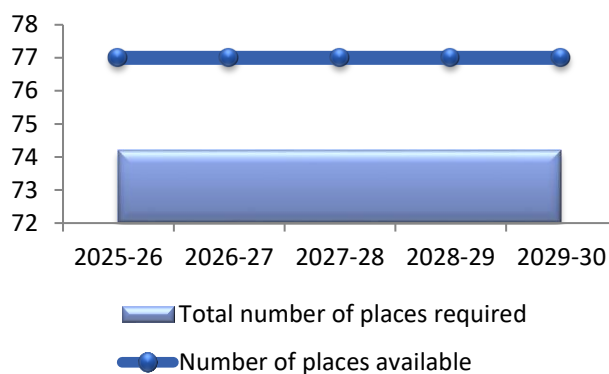


- Ashland
- Beanhill
- Coffee Hall
- Leadenhall
- Oldbrook
- Oldbrook (South)
- Simpson

Provider Type	No. Providers	Registered Places	Type of care
Childminder	3	14	FULL
Day Nursery	5	372	
Nursery Unit at Independent Schools	0	0	
Pre-School Playgroup	2	70	SESSIONAL
Maintained Nursery Class	3	91	

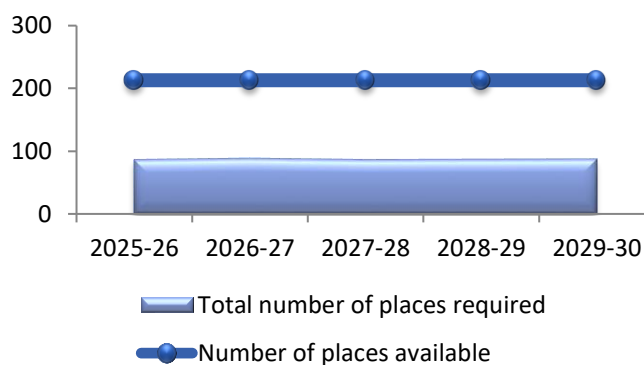
Moorlands: under 2 year old provision					
	2025-26	2026-27	2027-28	2028-29	2029-30
Number of places available	77	77	77	77	77
Projected demand for places	74	74	74	74	74
Balance of places	3	3	3	3	3

Moorlands U2YO

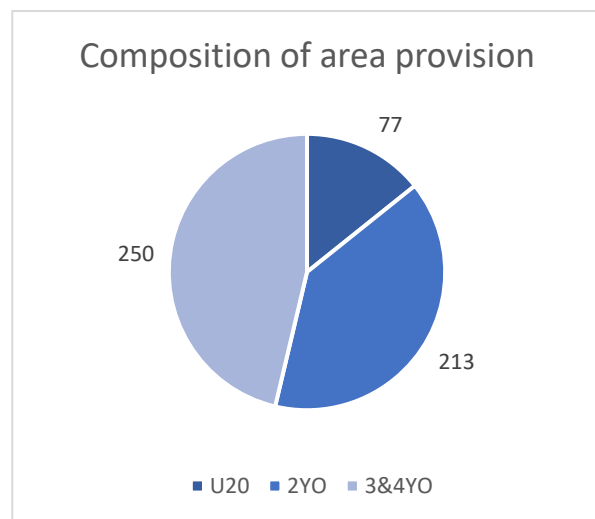
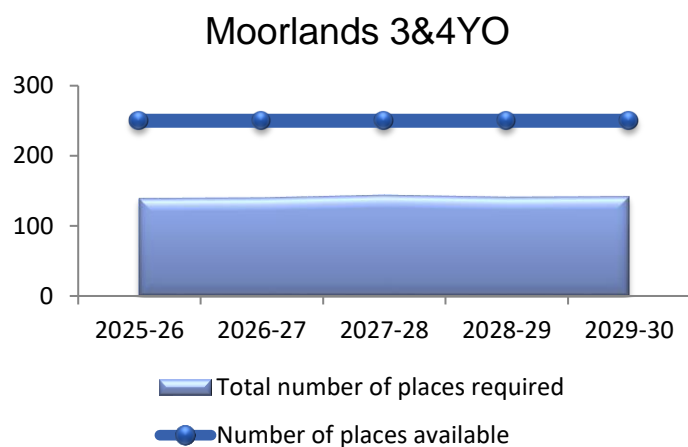


Moorlands: 2 year old provision					
	2025-26	2026-27	2027-28	2028-29	2029-30
Number of places available	213	213	213	213	213
Projected demand for places	50	51	50	50	51
Disadvantaged demand	36	37	36	36	36
Balance of places	127	125	127	126	126

Moorlands 2YO



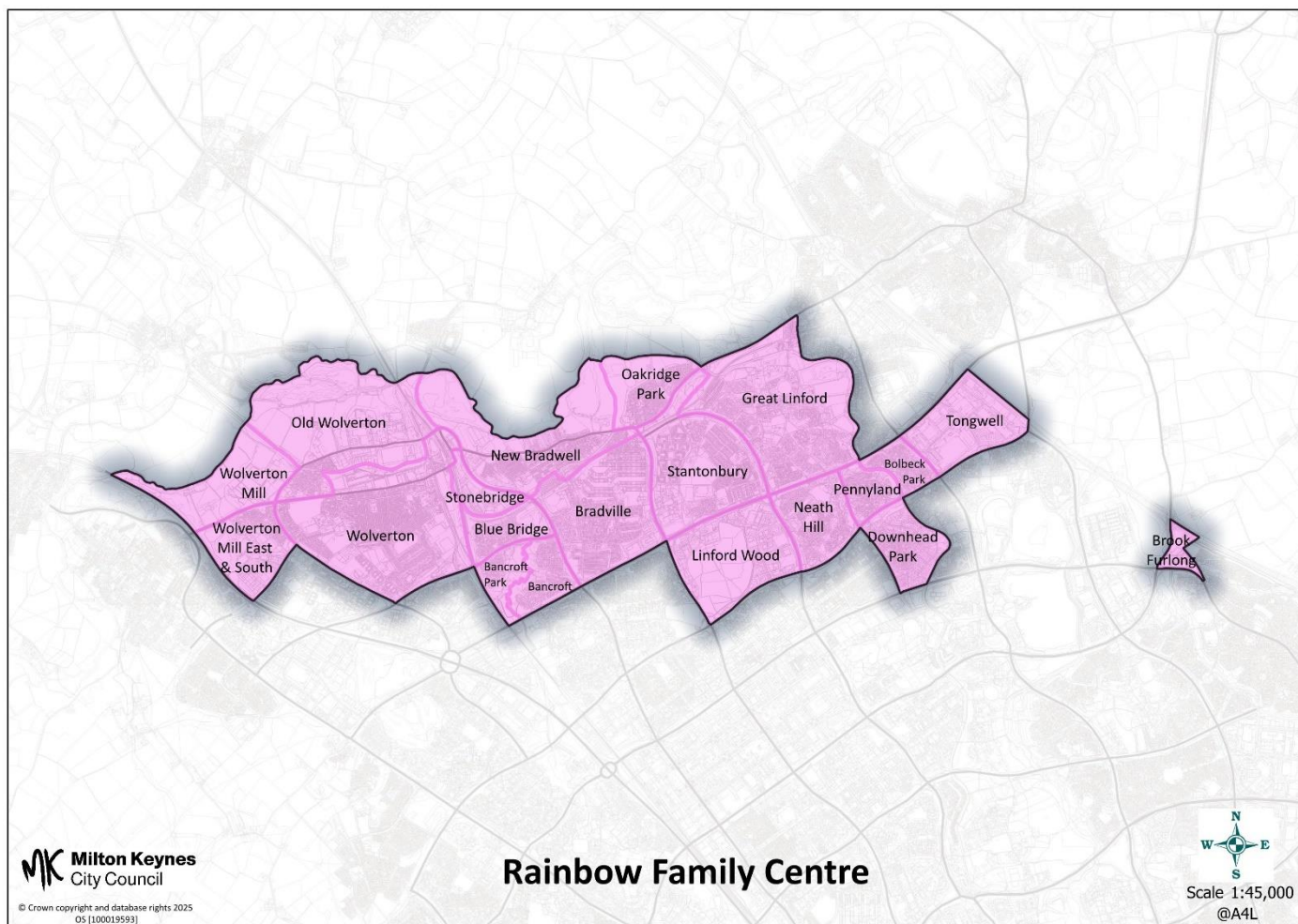
Moorlands: 3&4 year old provision					
	2025-26	2026-27	2027-28	2028-29	2029-30
Number of places available	250	250	250	250	250
Projected 3&4 YO demand	139	140	144	141	142
Balance of places	111	110	106	109	108
Projected 30hr demand	52	52	52	52	52



Analysis

- Surplus of under 2-year old places to meet the demand from the area
- Large projected surplus of 2-year-old places to meet the demand from the area.
- Large projected surplus of 3- & 4-year-old places to meet the demand from the area.

Rainbow

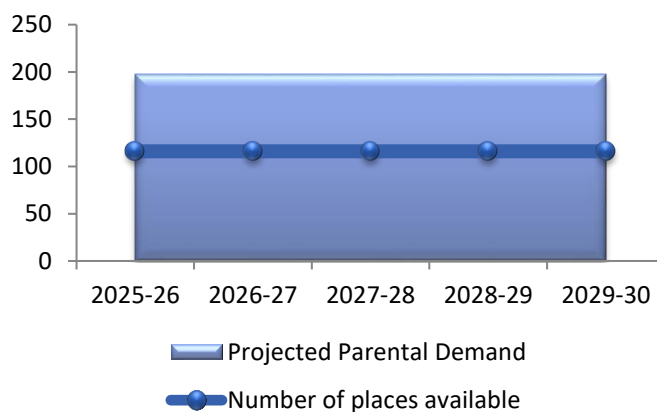


- Bancroft
- Bancroft Park
- Blue Bridge
- Bolbeck Park
- Bradville
- Brook Furlong
- Downhead Park
- Great Linford
- Linford Wood
- Neath Hill
- New Bradwell
- Oakridge Park
- Old Wolverton
- Pennyland
- Stantonbury
- Stonebridge
- Tongwell
- Wolverton
- Wolverton Mill

Provider Type	No. Providers	Registered Places	Type of care
Childminder	14	90	FULL
Day Nursery	7	449	
Nursery Unit at Independent Schools	1	54	
Pre-School Playgroup	3	135	SESSIONAL
Maintained Nursery Class	5	240	

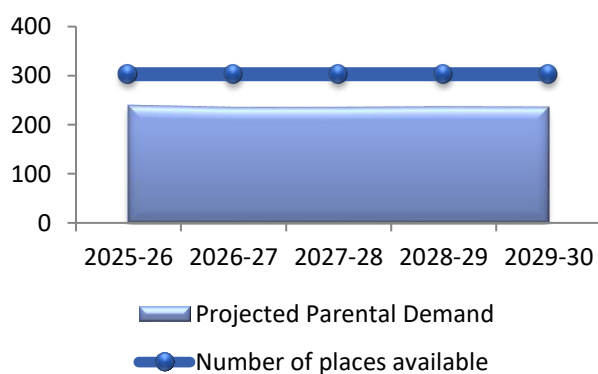
Rainbow: under 2 year old provision					
	2025-26	2026-27	2027-28	2028-29	2029-30
Number of places available	116	116	116	116	116
Projected demand for places	197	197	197	197	197
Balance of places	-81	-81	-81	-81	-81

Rainbow U2YO

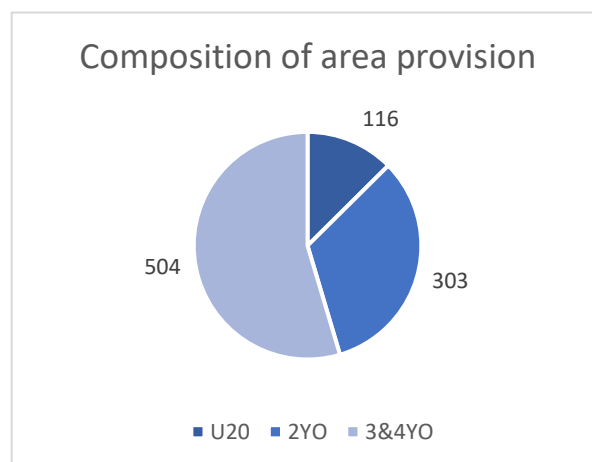
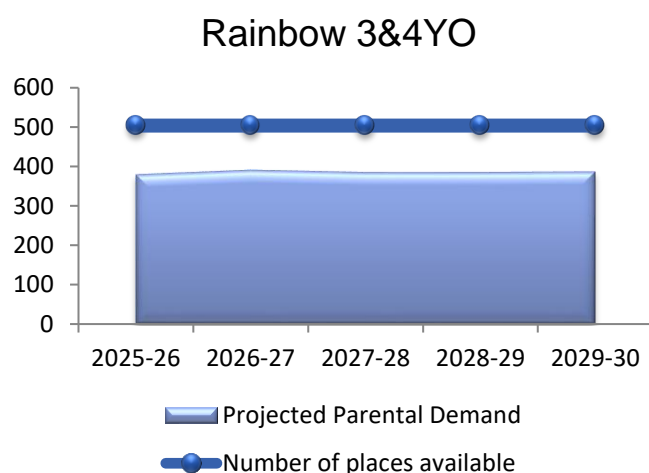


Rainbow: 2 year old provision					
	2025-26	2026-27	2027-28	2028-29	2029-30
Number of places available	303	303	303	303	303
Projected demand for places	139	137	137	138	137
Disadvantaged demand	100	98	99	99	99
Balance of places	63	68	67	66	67

Rainbow 2YO



Rainbow: 3&4 year old provision					
	2025-26	2026-27	2027-28	2028-29	2029-30
Number of places available	504	504	504	504	504
Projected 3&4 YO demand	380	391	385	386	388
Balance of places	124	113	119	118	116
Projected 30hr demand	67	63	63	64	64

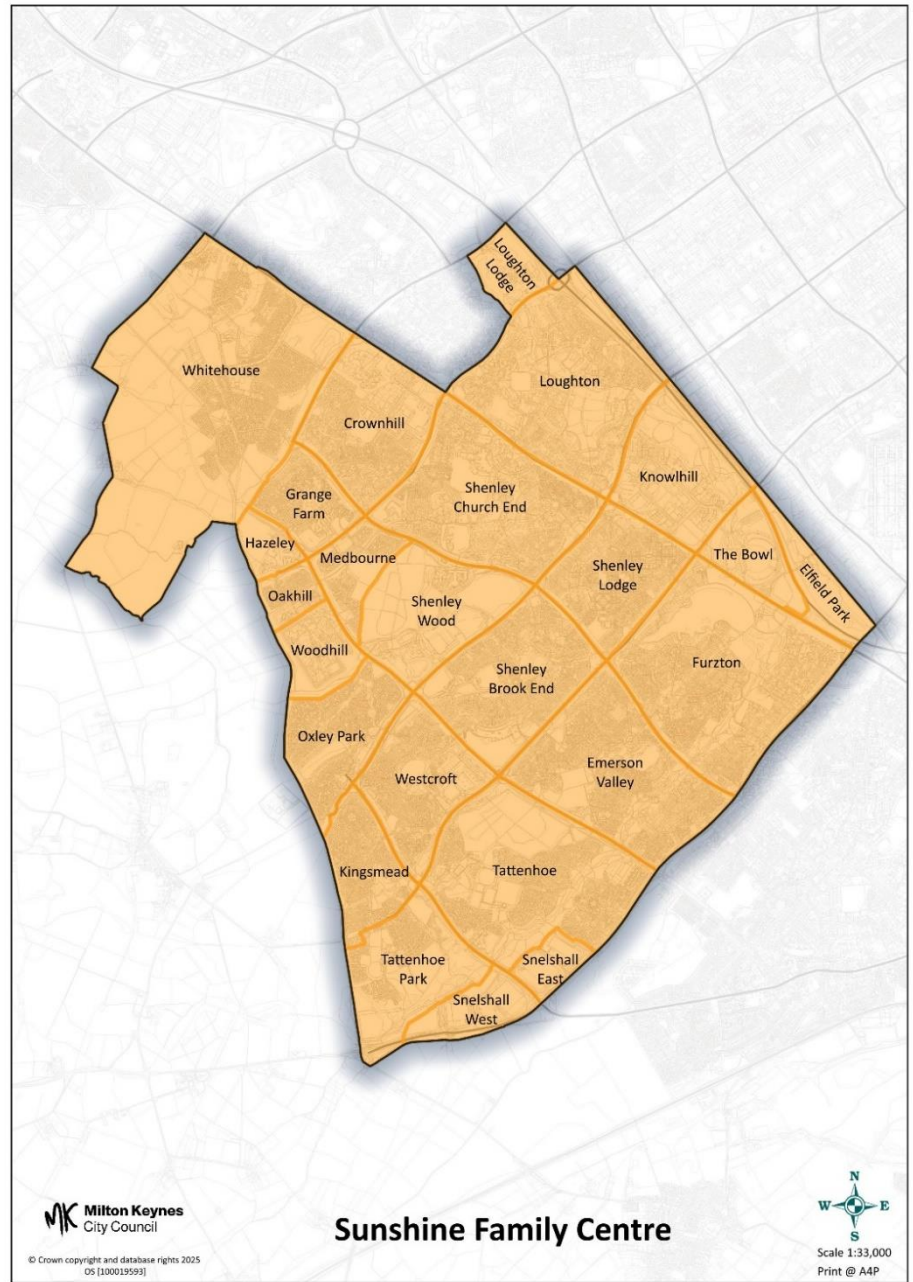


Analysis

- Shortfall projected for under 2 provision. However, projections are based on a number of presumptions meaning it is currently unclear whether projected shortfall will materialise. Position to be monitored closely in partnership with the sector over the next 12 months with additional places added if required as appropriate.
- Sufficient 2-year-old places projected to meet the demand from the area.
- Sufficient 3- & 4-year-old places projected to meet the demand from the area.

Sunshine

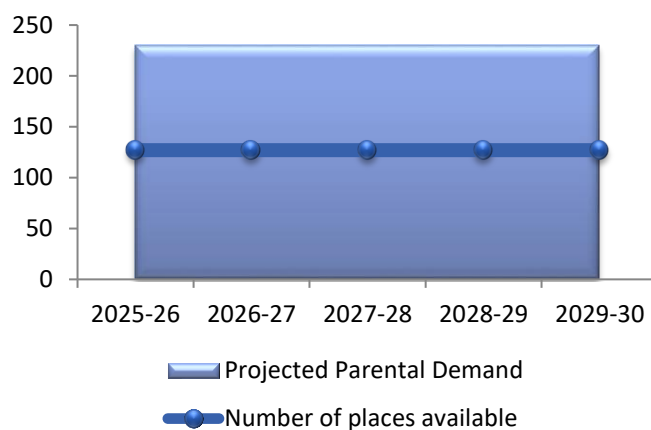
- Crownhill
- Emerson Valley
- Furzton
- Grange Farm
- Hazeley
- Kingsmead
- Loughton
- Loughton Lodge
- Medbourne
- Oakhill
- Oxley Park
- Shenley Brook End
- Shenley Church End
- Shenley Lodge
- Shenley Wood
- Tattenhoe
- Tattenhoe Park
- Westcroft
- Western Expansion Area (SCH)
- Whitehouse



Provider Type	No. Providers	Registered Places	Type of care
Childminder	22	138	FULL
Day Nursery	6	518	
Nursery Unit at Independent Schools	0	0	
Pre-School Playgroup	12	418	SESSIONAL
Maintained Nursery Class	8	318	

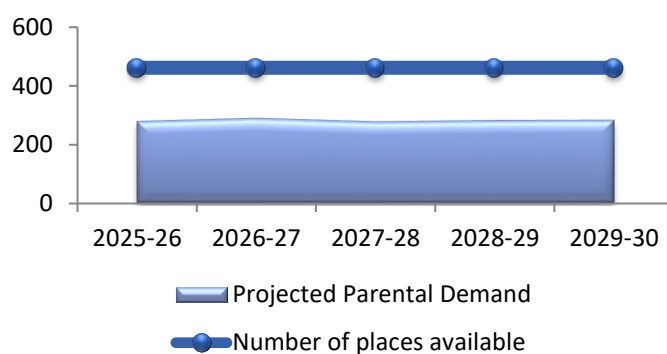
Sunshine: under 2 year old provision					
	2025-26	2026-27	2027-28	2028-29	2029-30
Number of places available	127	127	127	127	127
Projected demand for places	230	230	230	230	230
Balance of places	-103	-103	-103	-103	-103

Sunshine U2YO

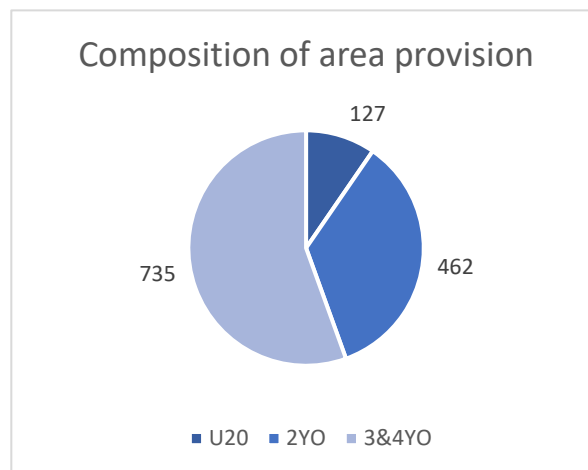
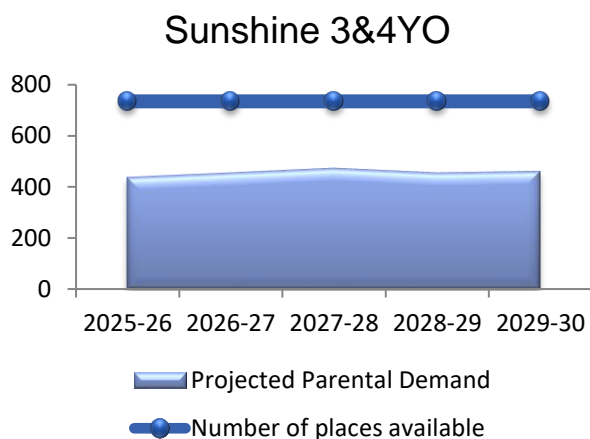


Sunshine: 2 year old provision					
	2025-26	2026-27	2027-28	2028-29	2029-30
Number of places available	462	462	462	462	462
Projected demand for places	162	168	161	164	164
Disadvantaged demand	116	121	116	118	118
Balance of places	184	173	185	180	179

Sunshine 2YO



Sunshine: 3&4 year old provision					
	2025-26	2026-27	2027-28	2028-29	2029-30
Number of places available	735	735	735	735	735
Projected 3&4 YO demand	437	454	473	455	461
Balance of places	299	281	262	280	274
Projected 30hr demand	94	86	95	92	91

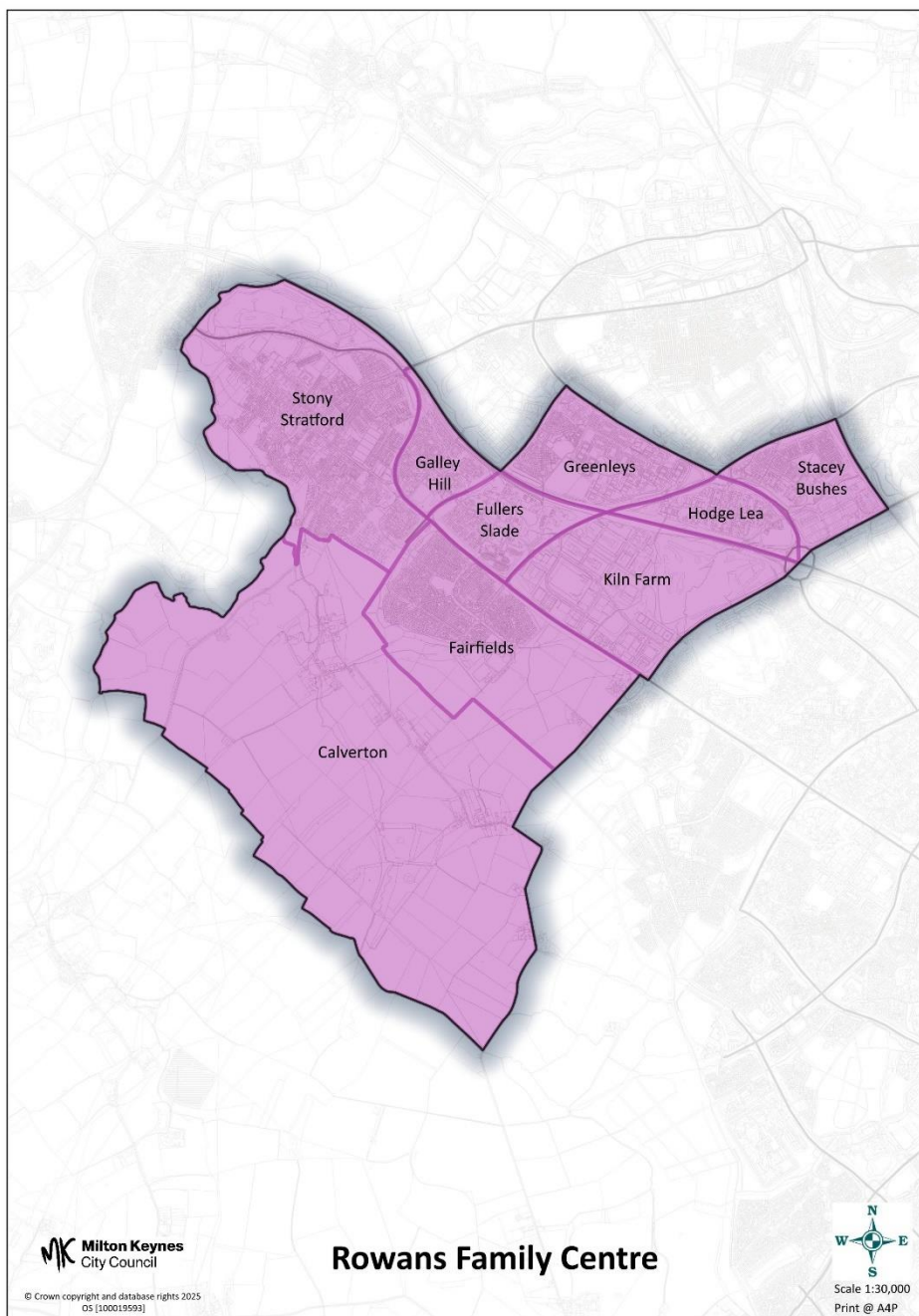


Analysis

- Shortfall projected for under 2 provision. However, projections are based on a number of presumptions meaning it is currently unclear whether projected shortfall will materialise. Position to be monitored closely in partnership with the sector over the next 12 months with additional places added if required as appropriate.
- Large projected surplus of 2-year-old places to meet the demand from the area.
- Large projected surplus of 3- & 4-year-old places to meet the demand from the area.

The Rowans

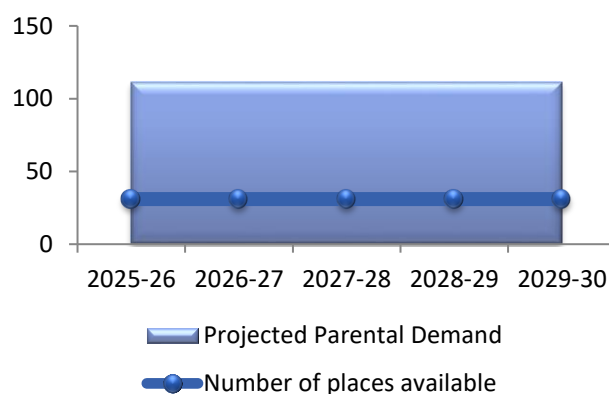
- Calverton
- Fairfields
- Fullers Slade
- Galley Hill
- Greenleys
- Hodge Lea
- Stacey Bushes
- Stony Stratford
- Western Expansion area (Calverton)



Provider Type	No. Providers	Registered Places	Type of care
Childminder	5	30	FULL
Day Nursery	3	128	
Nursery Unit at Independent Schools	0	0	
Pre-School Playgroup	4	156	SESSIONAL
Maintained Nursery Class	4	144	

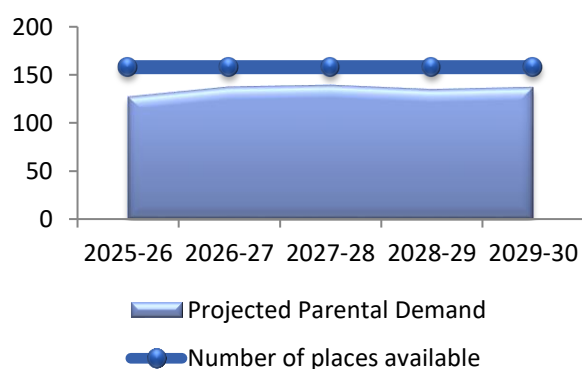
The Rowans: under 2 year old provision					
	2025-26	2026-27	2027-28	2028-29	2029-30
Number of places available	31	31	31	31	31
Projected demand for places	111	111	111	111	111
Balance of places	-80	-80	-80	-80	-80

The Rowans U2YO

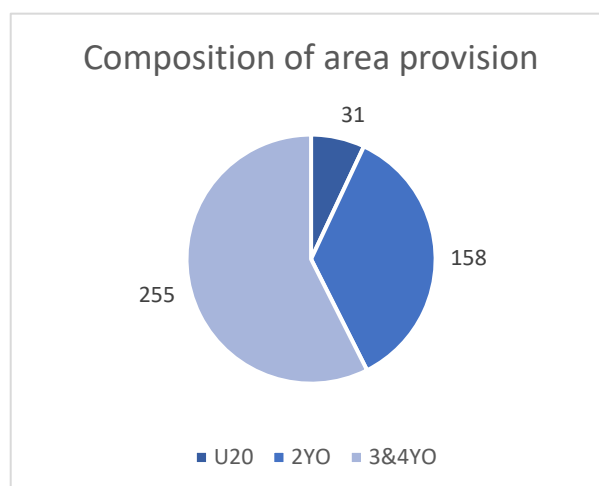
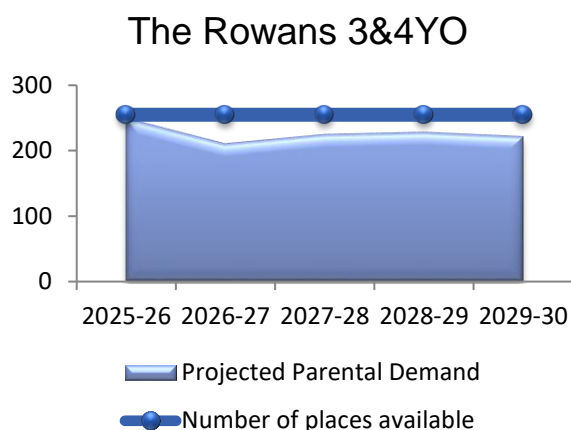


The Rowans: 2 year old provision					
	2025-26	2026-27	2027-28	2028-29	2029-30
Number of places available	158	158	158	158	158
Projected demand for places	74	80	81	78	80
Disadvantaged demand	53	58	58	56	57
Balance of places	31	21	19	23	21

The Rowans 2YO



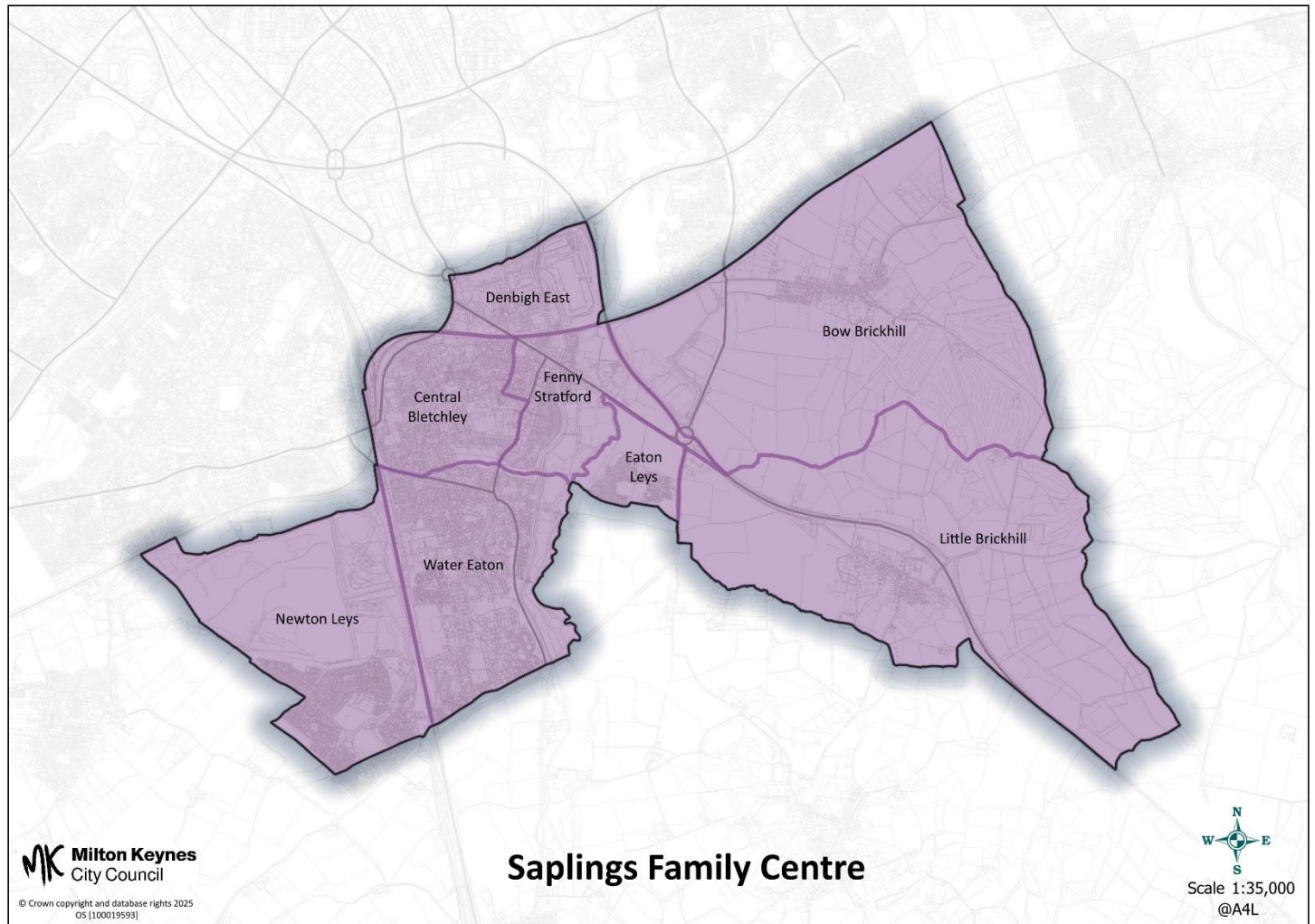
The Rowans: 3&4 year old provision					
	2025-26	2026-27	2027-28	2028-29	2029-30
Number of places available	255	255	255	255	255
Projected 3&4 YO demand	249	210	224	228	221
Balance of places	6	45	31	27	34
Projected 30hr demand	140	146	135	140	140



Analysis

- Shortfall projected for under 2 provision. However, projections are based on a number of presumptions meaning it is currently unclear whether projected shortfall will materialise. Position to be monitored closely in partnership with the sector over the next 12 months with additional places added if required as appropriate.
- Sufficient 2-year-old places projected compared to demand from the area.
- Sufficient 3- & 4-year-old places projected compared to demand in the area.

The Saplings

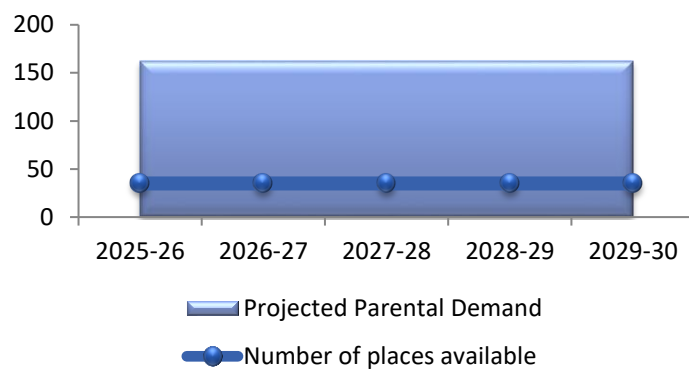


- Bow Brickhill
- Central Bletchley
- Denbigh East
- Eaton Leys
- Fenny Stratford
- Little Brickhill
- Newton Leys
- Water Eaton

Provider Type	No. Providers	Registered Places	Type of care
Childminder	1	6	FULL
Day Nursery	4	223	
Nursery Unit at Independent Schools	0	0	
Pre-School Playgroup	5	220	SESSIONAL
Maintained Nursery Class	4	174	

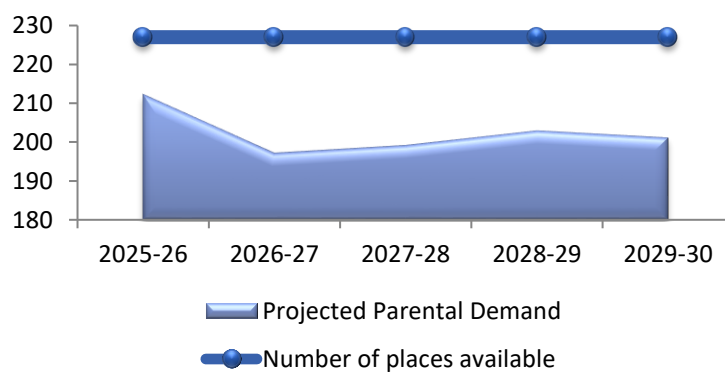
The Saplings: under 2 year old provision					
	2025-26	2026-27	2027-28	2028-29	2029-30
Number of places available	35	35	35	35	35
Projected demand for places	162	162	162	162	162
Balance of places	-127	-127	-127	-127	-127

The Saplings U2YO

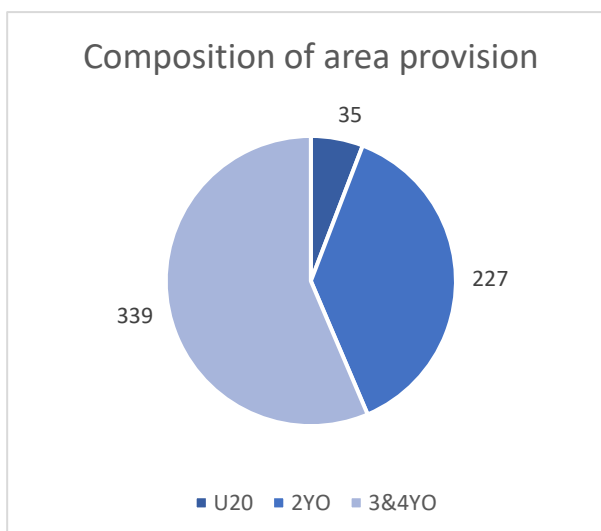
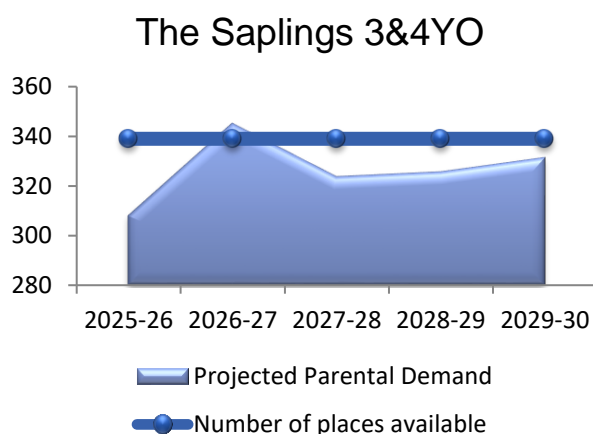


The Saplings: 2 year old provision					
	2025-26	2026-27	2027-28	2028-29	2029-30
Number of places available	227	227	227	227	227
Projected demand for places	123	115	116	118	116
Disadvantaged demand	89	82	83	85	85
Balance of places	15	30	28	24	26

The Saplings 2YO



The Saplings: 3&4 year old provision					
	2025-26	2026-27	2027-28	2028-29	2029-30
Number of places available	339	339	339	339	339
Projected 3&4 YO demand	308	345	324	326	332
Balance of places	31	-6	15	13	7
Projected 30hr demand	243	230	242	239	237

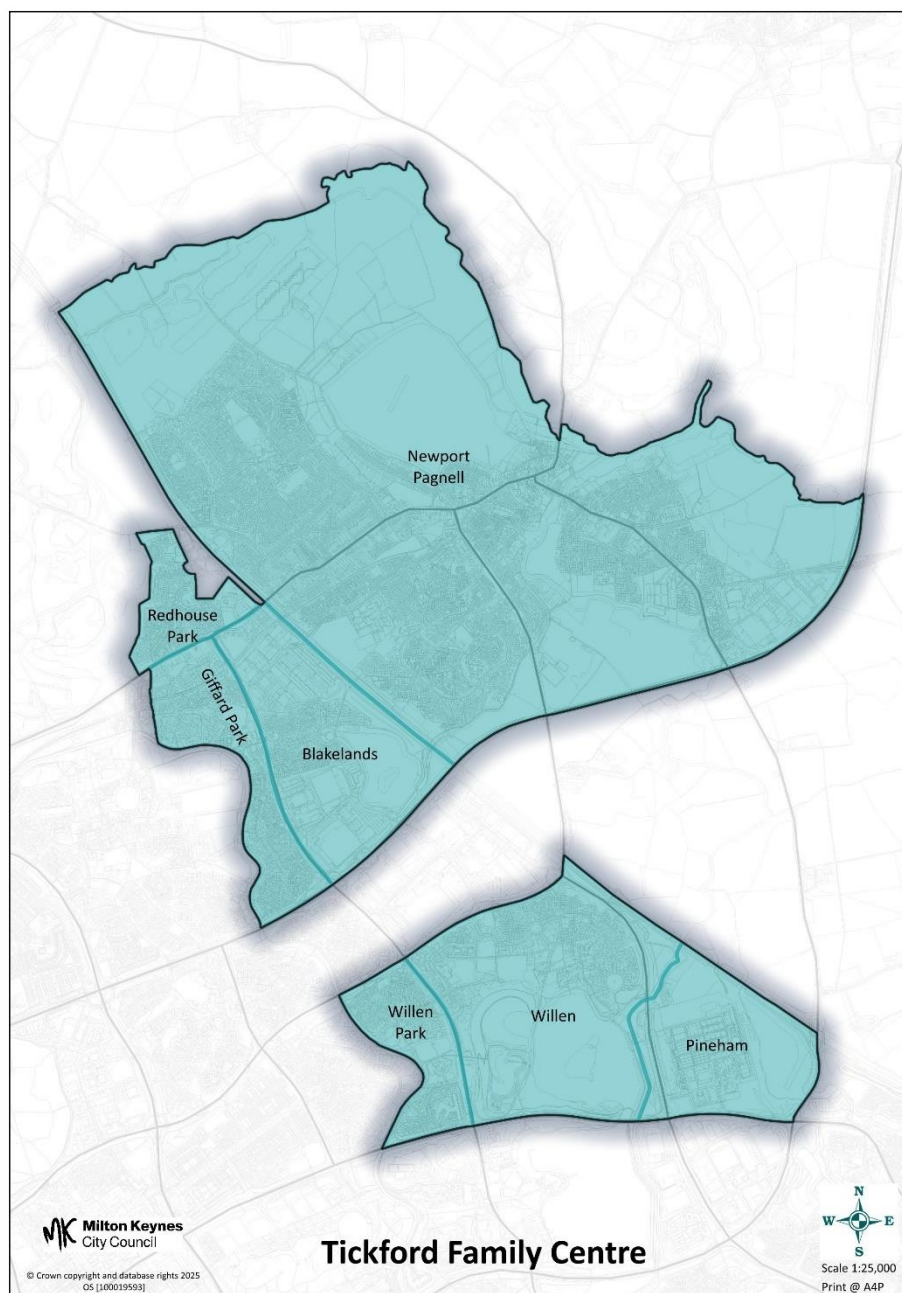


Analysis

- Shortfall projected for under 2 provision. However, projections are based on a number of presumptions meaning it is currently unclear whether projected shortfall will materialise. Position to be monitored closely in partnership with the sector over the next 12 months with additional places added if required as appropriate.
- Projected surplus of 2-year-old places to meet the demand in the area.
- The 3&4 year-old shortfall has been predicted in previous years, however, there has been no access issues for parents reported. The supply of 2-year-old places can typically be flexed by providers to offer more 3 & 4 year old places if required.

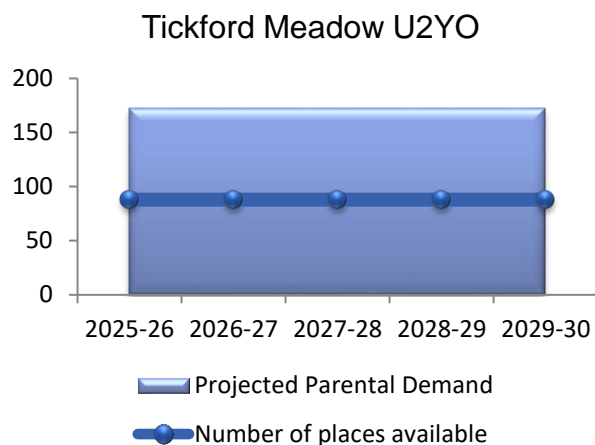
Tickford Meadow

- Blakelands
- Castlethorpe
- Giffard Park
- Hanslope
- Haversham
- Newport Pagnell
- Olney
- Redhouse Park
- Willen
- Willen Park

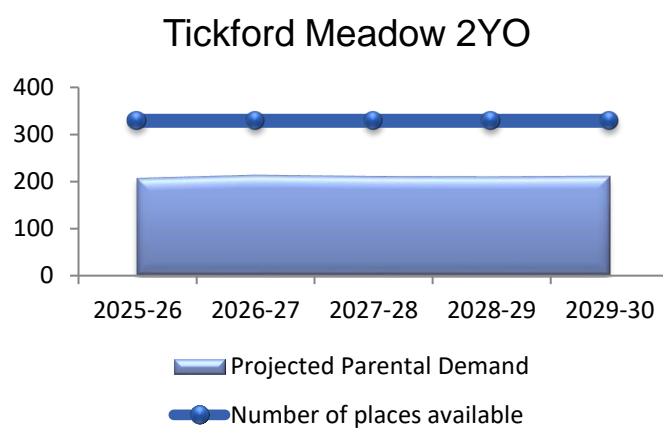


Provider Type	No. Providers	Registered Places	Type of care
Childminder	24	162	FULL
Day Nursery	8	389	
Nursery Unit at Independent Schools	0	0	
Pre-School Playgroup	8	276	SESSIONAL
Maintained Nursery Class	2	71	

Tickford Meadow: under 2 year old provision					
	2025-26	2026-27	2027-28	2028-29	2029-30
Number of places available	88	88	88	88	88
Projected demand for places	172	172	172	172	172
Balance of places	-84	-84	-84	-84	-84

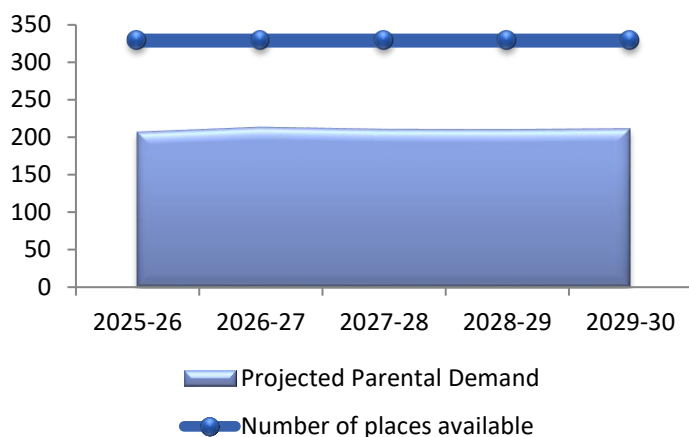


Tickford Meadow: 2 year old provision					
	2025-26	2026-27	2027-28	2028-29	2029-30
Number of places available	329	329	329	329	329
Projected demand for places	120	124	122	122	123
Disadvantaged demand	86	89	88	88	88
Balance of places	123	116	119	120	118

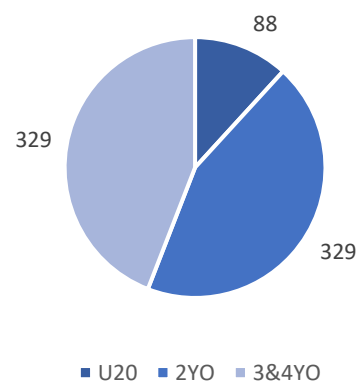


Tickford Meadows: 3&4 year old provision					
	2025-26	2026-27	2027-28	2028-29	2029-30
Number of places available	400	400	400	400	400
Projected 3&4 YO demand	346	337	348	344	343
Balance of places	54	63	52	56	57
Projected 30hr demand	84	80	84	83	82

Tickford Meadow 3&4YO



Composition of area provision



Analysis

- Shortfall projected for under 2 provision. However, projections are based on a number of presumptions meaning it is currently unclear whether projected shortfall will materialise. Position to be monitored closely in partnership with the sector over the next 12 months with additional places added if required as appropriate.
- Sufficient 2-year-old places projected to meet the demand from the area.
- Sufficient 3- & 4-year-old places projected to meet the demand from the area.

Annex A: Provision types

How parents can access their free entitlement

Parents can access their free entitlement by using one or more of a range of different providers. A brief explanation of the broad main categories of childcare provision is set out below:

1. **Day Nurseries:** These are typically open all year round and provide care for children from birth to five years old. Primarily full daycare (8am – 6pm year-round) for working parents, including access to their free entitlement. Operate on non-domestic premises
2. **Pre-schools:** Often voluntary run by parent-led committees/charities or privately owned. Pre-schools cater to children from two to five years old and usually follow school term times. Operate on non-domestic premises (often community sites).
3. **School nursery class:** Group based provision for children aged 2-4, directly run and managed by the school, as part of the school. Registered and inspected as part of the school's Ofsted registration. Primarily sessional care (three-hour sessions per day term time only).
4. **Nursery school:** Group based provision predominantly for children aged 2-4. Registered and inspected as a school provision by Ofsted. Primarily sessional care (three-hour sessions per day term time only).
5. **Nursery unit of independent school:** Group based provision for children aged under five. Directly run and managed as part of an independent school. Registered and inspected as part of the school's independent registration but registered separately with Ofsted if catering for children aged three-and-under. Primarily full daycare (8am – 6pm year-round).
6. **Childminders:** Registered with Ofsted or a childminding agency, childminders look after children in their own homes or can operate from domestic premises. A provision for children of all ages, which can offer a versatile range of full daycare, sessional care, school wrap around and holiday care.

Annex B: Funding for providers

As the administrator of early education funding, and in accordance with statutory guidance, the local authority will seek to maximise parental choice by funding a child's free entitlement place at any provider who satisfies the required quality standards and local conditions of funding, as set out in the Milton Keynes City Council Provider Guidance. The Milton Keynes City Council website will continue to provide information of childcare providers that parents can access their entitlement.

Providers who wish to offer register as government funded childcare hours must be Ofsted registered.

Government funded childcare hours will be paid directly to a provider by Milton Keynes City Council. To register to offer funded hours providers should email the request to nursery.education@milton-keynes.gov.uk

Further information about available funding for providers can be found on the council's website: [Early Years Foundation Stage \(EYFS\) guidance for settings, childminders and schools](#)

