



Applying for a primary / junior school place in Milton Keynes.

A guide for parents and carers

**Closing date for applications to start primary/junior
school for September 2026 is 15 January 2026**

www.milton-keynes.gov.uk/schooladmissions

Intentionally blank

Apply on time

- The closing date is **15 January 2026**
- Any applications received after this date will be processed in the 2nd round after the majority of places have been allocated
- A late application therefore means you are much less likely to get what you want
- Notifications of the places offered will be made on **16 April 2026** (unless your application is late)

Apply online

- You can only apply online between **2 September 2025** and **15 January 2026**
- You will be able to view, update, submit / resubmit and check the status of your application throughout the process
- Notification of the place allocated will be quicker and your application will be secure
- You will be able to log on from **16 April 2026** to view the school that has been allocated

Use all four preferences

- You could disadvantage yourself if you don't use your opportunity to express a preference for four schools
- Each preference is considered in its own right, so give yourself four separate chances, the schools do not know the order you have put the preferences
- If more than one school is able to offer your child a place the order of preference is important, so ensure you list the schools in the order that you want them considered

Apply on time

- Understand the school's over subscription criteria
- Improve your understanding of your chance of success by looking at the point when schools turned down applications last year
- Don't assume you will be allocated a place at your catchment school if you don't state it as one of your preferences
- Don't assume your child will get priority just because they attend a school nursery
- Consider how you will access your school place

A.	General information	How school admissions work	7
		The process	8
		Important dates – what happens when?	8
		Child's home address requirements for school admission	9
		Planning to move house?	10
		Choosing schools for your child	11
		How to maximise your chance of getting a preferred school	12
		Applying to schools outside Milton Keynes	12
		Siblings	13
		Multiple births	13
		Looked after children and previously looked after children	14
		Special educational needs	14
		Children of UK service personnel	15
		Deferred entry	16
		Admission outside of normal year group	16
		Summer born children	17
		Junior school transfer	17
		Applying to Milton Keynes schools from another area	18
		Who should apply in year?	20
B.	The application process	The application process	21
		Starting School- Compulsory school age	23
		Infant class size legislation	23
		Applying online - step by step	23
		Late applications	24
		Requesting a change of school preference	25
		Application processing timeline and procedure	25
		How Home to School distance is measured	26
		National Offer Day	26
		Waiting lists - what you need to know	27
		Not happy with your child's school allocation?	28
		Refusing a school place	28
		When and how to appeal	29
		SEND appeals	29
		Withdrawing offers of school places	30
		Early Years Provision in Milton Keynes	30
C.	School Travel Support		31
D.	Neighbouring authorities		33
E.	Catchment schools by Area	Catchment schools by area	34
		Denbigh Liaison Group	42
		Glebe Farm Liaison Group	57
		Lord Grey Liaison Group	63
		Oakgrove Liaison Group	77
		E-ACT Ousedale Liaison Group	87
		St Paul's Liaison Group	111
		Shenley Brook End Liaison Group	123

E.	(Continued)	Lift Sir Herbert Leon Liaison Group	135
		Stantonbury Liaison Group	147
		The Hazeley Liaison Group	181
		The Milton Keynes Academy Liaison Group	189
		The Radcliffe Liaison Group	211
		Walton High Liaison Group	231
		Watling Liaison Group	247
F.	Glossary of terms and school categories		255
		Index - Primary schools in Milton Keynes	259

Section A

General Information

How school admissions works

There are two ways to apply:

1. **Normal Entry** Your child starts Reception (Year R) in September after their 4th birthday or children moving from Infant School (Year 2) on to Junior School (Year 3)

We'll either handle your application or send it to the relevant admissions authority.

Some schools may ask you to also fill in their own supplementary form.

2. **In-Year Application** This is for children joining at any other time—whether it's later in Reception or in any year up to Year 6.

If your child needs to join a primary school during the year, please apply through the online Citizen's Portal on the Milton Keynes City Council website.

- In some cases, you can apply directly to the school you'd like your child to attend.
- For full details, visit the council's website where the in-year process is explained.

Primary school admissions 2026

This booklet is for families with:

- Children starting school for the first time - If your child was born between **1 September 2021 and 31 August 2022**, they'll be starting Reception Year in **September 2026**.
- Infant school children moving on to junior school - If your child was born between **1 September 2018 and 31 August 2019**, they'll be transferring to a junior school after Year 2.

All across the country, children starting school or moving up to junior school receive their school place offer on the same day—this is called **National Offer Day**.

In Milton Keynes:

- The City Council organises admissions for all primary schools, both in and outside the council's area.
- Every school's admissions team works with the council—and neighbouring councils too—to make sure each child gets ONE school place offer.
- An offer will be made at the highest possible preference on your application.

The process

If you live in Milton Keynes and your child is:

- Starting school for the first time (Reception), or
- Moving from Year 2 to junior school in September 2026,

You need to send your application to Milton Keynes City Council—regardless of the council area your preferred school is in.

How to apply

- You can apply for a school place online and follow the timeline in this guide.
- All offers will be sent out on National Offer Day.
- If you prefer, you can request a paper application form instead.

Living outside Milton Keynes?

- If you live outside Milton Keynes but want to apply for a school within the area, apply through the council where you live.
- After the deadline, your local council will work with Milton Keynes City Council to check school availability.
- Applications are reviewed using the admissions criteria set by the schools.

Visiting schools

- Not all primary schools hold open evenings—it's up to each individual school.
- To find out what's available:
 - Check the school's website, or
 - Call the school's office. Staff can confirm any visit options and may provide a school prospectus.

Important dates – what happens when?

Starting primary school – Reception Year

- Children are admitted in September prior to their fifth birthday.
- So if your child was born between 1 September 2021 and 31 August 2022, they'll start school in September 2026.

Transferring to junior/primary school

- This applies to children in infant schools (age 4–7).
- They transfer the September after their seventh birthday.
- So children born between 1 September 2018 and 31 August 2019 will also move up to year 3 in September 2026.

What happens next?

The timetable following this explanation will guide you through:

- When applications open and close
- Key dates for confirmation and offers
- Any deadlines for submitting documents

Action	Date
Online portal opens for applications	2 September 2025
Closing date for receipt of applications: including information regarding address changes and house moves	Online applications: Midnight, Thursday 15 January 2026 Paper applications – 5.00pm, Thursday 15 January 2026
Applications are processed	Mid-January – March 2026
National Offer Day	16 April 2026
Closing date for receipt of appeal request to the council	17 May 2026
Waiting lists operate for over-subscribed schools	17 April 2026 to 31 December 2026
Appeals to be heard during this period	June and July 2026

Child's home address requirements

To apply for a school place, the council requires that:

- Your child's home address is where they normally live—not somewhere they stay occasionally.
- The property must be owned, rented, or leased by the child's parent or legal guardian.
- If the child lives elsewhere under legal care (e.g. foster care), evidence must be provided.

What the council would not normally accept:

- Families claiming two main residences (they'll check which is the main residence).
- Only part of the family moving—unless it's due to divorce or permanent separation, evidence will be required. Children living apart from parents/carers—unless it's a verified fostering arrangement.
- Overcrowded living arrangements with no formal record (e.g. two families in one unsuitable property).

Verification and checks

- If there's doubt, the council will request proof of residence.
- They may check details with other agencies.
- If a school place was offered based on false or misleading information, (for example, a false claim to living in a catchment area) and this denied a place to another child, the offer of that place will be withdrawn by the admission authority for the school. This has happened in previous years.

Planning to move house?

You'll need to give the new address as part of your child's school application. Please update this on the application and keep the Access to Education team informed of the progress of your house move.

What counts as proof of your new address?

- The council requires confirmation that your house move is legally binding. A solicitor's letter confirming you've exchanged contracts on a purchased property and the move-in date.
- Or, a signed rental agreement from an approved letting agency showing you'll live at the new address on 1 September 2026.
- If you're building a house, you'll need legal documents showing when it will be ready and when you'll be resident in the property.

The council might ask for more proof if there's any doubt about your move.

Moving before the closing date?

If you're planning to move into Milton Keynes before the closing date for applications, 15 January, you should:

- Complete the Milton Keynes school application as if you're already a resident.
- Include a letter confirming your move details—such as:
 - Your new address
 - Expected move date
 - Any supporting documents (e.g. signed by all parties tenancy agreement, solicitor's letter confirming exchange of contracts for a purchased property, or council tax reference)

This helps the admissions team treat your application as local, which may affect your chances of getting a preferred school.

For more details, check the Milton Keynes City Council school admissions page or the Planning to Move House section in this guide.

Moving after the closing date?

You'll need to fill out a new 'late application' form and must send proof of your new address. This could be a signed lease or rental agreement (covering beyond 1 September 2026), or a solicitor's letter confirming exchange of contracts or completion date.

We will use your new address for correspondence purposes. The application will be looked at in later rounds of school place allocations.

Joint residence arrangements

If you and your child's other parent live at separate addresses but share responsibility for your child:

- The council will require a written statement from both parents explaining how your child splits time between the two homes.
- If your child lives equally at both addresses, you must choose and agree on one address to use for the school application.
- If there's disagreement, or your child spends more time at one home, we may ask for official proof of their main home—such as the address of the parent who receives child benefit.
- If there's a court order about where your child lives, that will take priority over any written agreement between parents.

Choosing schools for your child – what you need to know

When applying for school places in Milton Keynes:

- You can list up to four schools on your application, in order of preference.
- There's no guaranteed place at any school, even if you list it—places are offered based on the school's published oversubscription criteria, not just your choice.

How It Works

- We use something called the Equal Preference Scheme. It treats each school you've listed as a separate application.
- If there's space at your highest preference school, and you have applied for this school, your child will get a place.
- If that school is full, we look at your next preferences.
- If none of your choices can offer a place, your child will be placed at the next nearest school with space available. This may not be your catchment school, if you have not selected this school as a preference on the application.

Tips to help you choose

- Some schools are full every year, so think carefully about which ones you select.
- Include your catchment school as one of your choices—it increases your chances of getting a nearby school place.
- Think about how your child will travel to and from school. The council doesn't provide transport unless you meet the criteria in the School Travel Support Policy.

Where to find school information

- Visit school websites for details like inspection reports, achievement tables, uniforms, and open days. You can also check Ofsted's website for inspection results. www.reports.ofsted.gov.uk

Important reminders

- Each preference is treated fairly—you won't lose out by listing more than one school.
- Schools don't see the order in which you've ranked your preferences.
- Each school has its own rules for how places are allocated (called oversubscription criteria). We have provided you with a snapshot of how places were allocated last year in this guide. However, this information is historical and will not necessarily reflect what will happen this year.
- Check Section E for summaries or visit each school's website.

How to maximise your chance of getting your preferred school?

Choose wisely

- **Understand the oversubscription criteria:** Each school has its own rules for prioritising applicants—check these carefully.
- **Review last year's allocations:** Look at when schools stopped accepting applications to gauge your chances.
- **Don't assume priority:** Attending a linked infant school doesn't guarantee a place at the junior school.
- **Include your catchment school:** If you don't list it, you may not receive a place at the school—even if you live nearby.
- **Transport:** Make sure you can realistically get your child to the school you choose.

Use all four preferences

- **Four chances, not one:** Each preference is treated separately, so use all four to increase your chances.
- **Order of preference matters—but only if you get multiple offers:** If more than one of your school preferences can offer a place, we will always offer your highest preference school.
- **Include your catchment school:** It doesn't have to be your first choice, but listing it improves your chances of being allocated a place at a nearby school.

Applying to schools outside Milton Keynes

If you live in Milton Keynes and pay council tax to Milton Keynes City Council, but want to apply for a school outside the area (e.g. in Buckinghamshire), here's what to do:

Application process

- You must still complete a Milton Keynes school application—even if the school is in another council's area.
- The school's local authority will coordinate with Milton Keynes City Council to check for available places.

Research before you apply

- Contact the council of the school you're applying to (e.g. Buckinghamshire Council) and request their admissions information.
- This helps you understand:
 - Oversubscription criteria
 - Catchment areas
 - Transport policies
 - Any additional documentation required

Siblings

Including sibling details in your application can make a real difference—many schools give priority to children with siblings already attending.

For admissions, a sibling is:

- A brother or sister by whole or half blood
- An adopted child
- Any child who permanently lives at the same address and for whom the parent has parental responsibility.
So it's broader than just biological siblings—what matters is shared address and legal responsibility
- Not all schools treat sibling priority the same—review each school's admissions criteria carefully.

Always include sibling details in your application—it's your responsibility.

Sibling information is verified with the school, so accuracy matters. You must indicate where siblings have a different family name.

Multiple births

If you're applying for school places and have twins, triplets, or other multiples, here's how Milton Keynes City Council will consider the children:

- If there's only one place left at a school and the next child on the waiting list is part of a multiple birth group (e.g. twins or triplets): All siblings will be admitted, even if this means going over the school's official published admission number.

Why this matters

- This policy ensures that siblings aren't separated during school admissions.
- It applies to all year groups, not just Reception or Year 7

Looked after children and previously looked after children

Looked after

These are children currently:

- In the care of a local council, or
- Living in accommodation provided by the council's social services at the time the school application is made.

Previously looked after

These are children who were in care but have since:

- Been adopted, or
- Have a child arrangements order or special guardianship order. This also includes children who appear (to the admissions authority) to have been in state care outside of England.

If this applies to your child, make sure you tick the correct box or include these details in your application, so they can be prioritised.

School admissions for children with Special Educational Needs (SEN)

All children deserve equal access to education — and that includes those with special educational needs. Children with SEN are treated just like any other applicant when it comes to school admissions.

No refusal based on needs

Schools cannot refuse a place simply by saying they aren't able to meet your child's needs. The local council will look at every application fairly, using the same over-subscription criteria as for any other child.

Make sure to share details about your child's needs in the application, so they can be properly supported from the start.

School admissions for children with an Education, Health and Care Plan (EHCP)

If your child has an EHCP that names a particular school, here's what you need to know:

- Under Section 324 of the Education Act 1996, any child with an EHCP naming a school must be admitted to that school. This applies even if the school is full. It's not affected by over-subscription criteria
- If your child arrives outside the normal application period, the school still must admit them, as long as the EHCP names that school.

Got questions or need a leaflet explaining the process? contact to the SEND Casework Team on **(01908) 253414**.

Special provision in primary schools for children with learning needs

Every primary school is set up to help support children who have specific or moderate learning difficulties — including those with an Education, Health and Care Plan (EHCP).

If your child:

- Already has an EHCP, or
- Is currently being assessed for one

You're encouraged to speak with the school's Special Educational Needs Coordinator (SENCo). They'll explain the support the school provides and help make sure your child's individual needs are met.

School admissions for children of UK service personnel

If you're in the armed forces or a Crown servant returning from overseas, here's how school admissions in Milton Keynes will support your family:

What the admission authority will do:

- Consider your child's needs, as outlined in the school's over-subscription criteria (for Community and Voluntary Controlled schools)
- Offer a place before you arrive — if you provide an official letter (e.g. from MOD, FCO, or GCHQ) confirming your posting
- Prioritise based on service premium — if you provide evidence your child receives it
- Accept alternative addresses — such as a unit postal address or nearest 'quartering area' address, even if you don't yet have a new home

In-Year Admissions:

- School places must be taken up by the beginning of the next term
- The council won't hold places in bulk or refuse a child just because the family doesn't live in the area yet
- Late applications will be treated as 'on time' as much as possible — giving families flexibility

Travelling to school: what to consider

Before accepting a school place, consider how your child will travel there — safely and reliably.

Walking

- For children aged 4 to 7, the Government expects they can walk up to 2 miles to access school
- For children aged 8 or older, up to 3 miles is considered reasonable, as long as there's a safe walking route.

Public transport

- Check if there's a suitable bus or train route that lines up with the school's start and end times
- Consider access, wait times, and reliability, especially in poor weather

Travelling by car

- Is there safe and available parking near the school?
- Be mindful to park considerately — this protects children’s safety and keeps things smooth for the wider community.

Deferred entry to school

All children can start school in September after they turn 4 years old.

Parents can defer a child’s start date until later in the same school year.

However:

- Your child must start full-time education by the term after their 5th birthday—this is when school becomes compulsory.
- You can’t delay beyond the start of the final term of the school year you applied for.
So, while you can delay the start, your child will still need to be in school before the end of that year.

Children born between:	Must start school on or before	Starting year group:
1 September 2020 and 31 December 2020	January 2026 (Spring term)	Reception
1 January 2021 and 31 March 2021	April 2026 (Summer term)	Reception

Admission outside of normal year group (including summer born children)– What parents need to know

As your Local Authority, we understand that every child’s educational journey is unique. While it may seem helpful to delay a child’s school start or keep them back a year, — known as admission outside of normal year group— we do not support this approach as a general practice.

Why we advise against it

Educating a child outside their age group can lead to long-term challenges:

- School transitions may be disrupted if future schools don’t agree to keep your child in a lower year group.
- Social and emotional development can be affected by being out of sync with peers.
- Academic progress may be slower than peers who receive targeted support.
- Post-16 education options may be limited due to age restrictions.
- Support may end early, especially in Year 11, when statutory school age ends.

What we recommend

Support should be tailored within the child’s current year group, including:

- One-to-one or small group teaching.
- Curriculum adjustments
- Emotional and social support
- Collaboration between families, schools, and professionals

If you’re concerned about your child’s readiness, speak with their nursery, prospective school, or professionals involved in their care. Together, we can find the right support.

Summer born children – starting school at age 5

Parents of children born between 1 April and 31 August can request they start Reception at age 5 instead of going straight into Year 1 (outside of normal year group). The final decision rests with the admissions authority for the school, which must make this decision on the basis of the circumstances of the case and in the child's best interests.

How to make a request

- Apply for a school place at the usual time (age 3–4).
- Submit a request form to Milton Keynes City Council, available on our website.
- Email the form and supporting documents to: primaryadmissions@milton-keynes.gov.uk

What to include

- Information in regard to your child's academic, social, and emotional development
- Medical or professional assessments

It's strongly recommended to speak with your preferred school before submitting a request.

Things to consider

- The final decision rests with the preference school's admissions authority, which must make this decision on the basis of the circumstances of the case and in the child's best interests.
- Starting outside the normal age group may affect future transitions to junior or secondary school.

For full details and the request form, visit the Milton Keynes City Council Admissions Page on our website.

Junior school transfer – what you need to know

Who needs to apply?

- Children currently in Year 2 at an infant school in Milton Keynes.
- Born between **1 September 2018 and 31 August 2019**.
- These children must transfer to a junior school for Year 3 starting **September 2026**.

How to apply

- Apply online via the Milton Keynes School Admissions Citizen's Portal.
- The deadline for applications is **15 January 2026**.
- Milton Keynes City Council coordinates this process as part of the normal admissions cycle.

Which schools can you choose?

- You can only apply to junior schools that are set up to admit children at this stage.
- Each school's admissions arrangements determine eligibility—check these carefully.

A full list of junior schools is provided below:

- | | |
|--------------------------------|--|
| • Bradwell Village School | • Loughton School |
| • Bushfield School | • Olney Middle School |
| • Emerson Valley School | • Orchard Academy |
| • Great Linford Primary School | • Southwood School |
| • Greenleys Junior School | • St Mary and St Giles CE Aided Primary School |
| • Hanslope Primary School | • Stanton School |
| • Heronsgate School | • Tickford Park Primary School |
| • Jubilee Wood Primary School | • Two Mile Ash School |
| • Kents Hill Park School | |

What if the school you want is not listed?

If your preferred school isn't on the list of schools accepting applications for the next school year, here's what you need to know:

All-through primary schools

- Most all-through primary schools in Milton Keynes only accept new pupils in Reception.
- They usually don't offer extra places in other year groups for coordinated admissions unless stated in their published admissions policy.

Applying later (in-year)

- You can apply to these schools at any time using an in-year application.
- A place will only be offered if there's a vacancy, and your child would need to start straight away.

What you should do now

To make sure your child has a school place for next September, it's best to:

- Apply for and accept a place at one of the listed schools.
- If you still want a different school, you can submit an in-year application in June to be considered for a September start.

Keep in mind: Most all-through primary schools will likely be full by then, since Reception is their main entry point.

Applying for a place outside of Milton Keynes if you are a Milton Keynes resident (relevant to Little Brickhill, Woburn Sands, Bow Brickhill, Hanslope, Castlethorpe and Stony Stratford)

Coordinated admissions

Apply through Milton Keynes

- You must use the Milton Keynes application process, even if you're applying to schools outside the area.
- All schools use their own oversubscription criteria to decide who gets a place—check these carefully before applying.

Choosing your preferences

- You can list up to four schools.
- It's strongly recommended to include your catchment school—this improves your chances of getting a nearby place.
- If you don't list any Milton Keynes schools and your outside-area choices are full, your child will be placed at a Milton Keynes school that has an available space in the year group, which may not be the catchment school.

Transport considerations

- If your child is offered a place outside Milton Keynes, you're responsible for transport.
- Milton Keynes City Council does not provide transport to schools outside the area (except for High Ash CofE Primary School in specific cases).
- Talk to the council where the school is located to understand transport options.

In-year school admissions

If you're applying for a school place outside the usual entry points (like Reception or Year 7), here's what you need to know:

How to apply

For schools outside Milton Keynes, you must apply through the council where the school is located.

Admission criteria and availability

- Every school uses its own oversubscription criteria to rank applications—check these before applying.
- In-year admissions depend on available spaces at the time of your application. If your chosen school is full, your child may not get a place.

Transport responsibility

- If your child is offered a school place outside Milton Keynes, you must arrange transport. Milton Keynes City Council does not provide transport to schools outside its area. You should discuss transport options with the relevant council before making your application

You are advised to also apply for schools in Milton Keynes via the Milton Keynes Citizen Portal. If your application is unsuccessful as many schools will already be full at this point, you will be allocated a place at a school with vacancy.

Who should apply in-year?

- Families needing a school place outside the normal entry points (Reception or Year 7) part-way through the year .
- Those moving into or within Milton Keynes or coming from overseas.

How to apply

- Apply online through the council's Citizen's Portal on the Milton Keynes City Council website.
- Provide proof of your move (e.g. council tax bill/number or a tenancy agreement or a solicitor's letter stating contracts have been exchanged on a purchased property).
- Submit completed paper application forms to the Access to Education Team, visit the in-year page on Milton Keynes City Council website for further information.

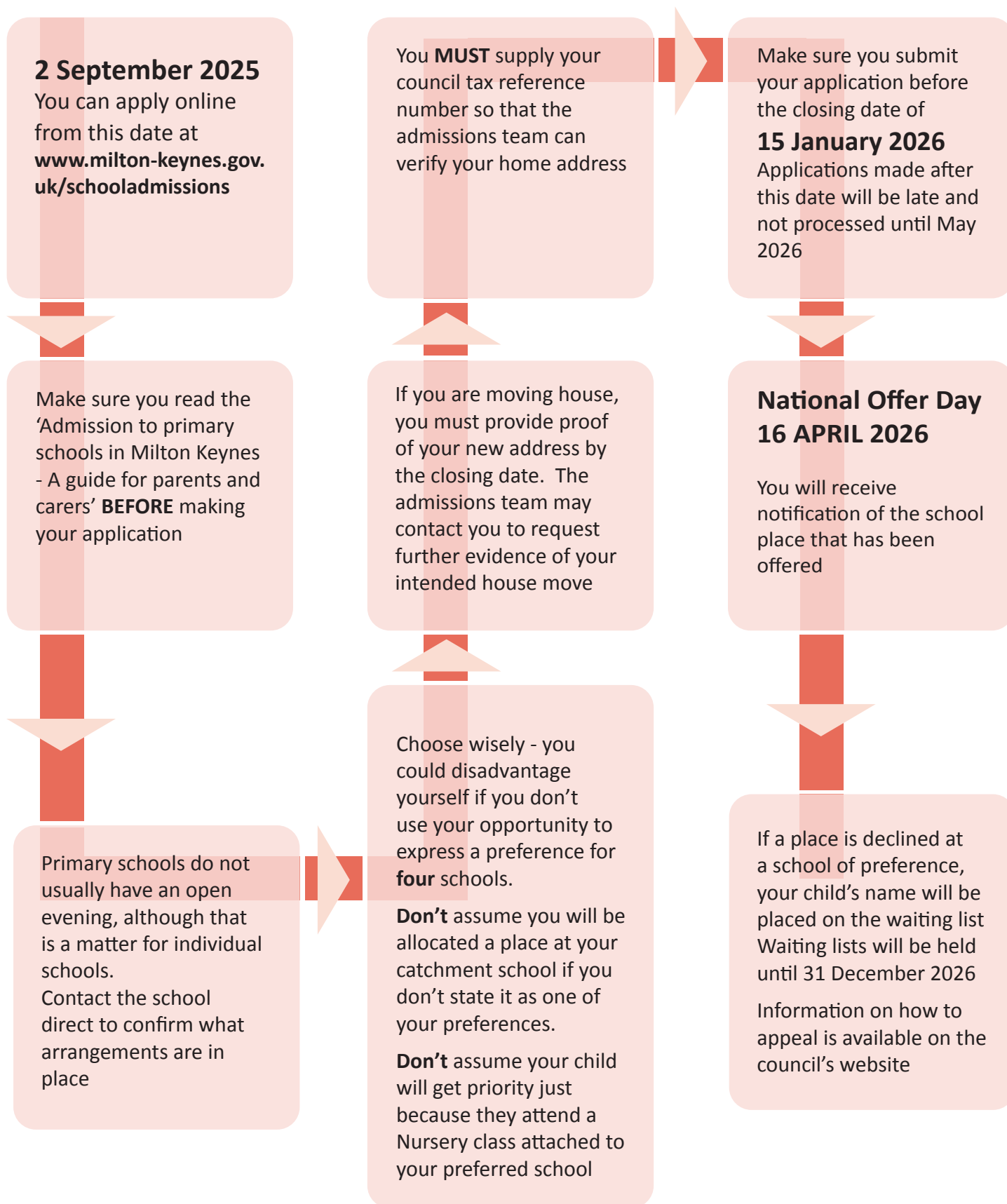
In year application coordination

- The council coordinates admissions for most schools in Milton Keynes.
- The application will either be processed by the council or forwarded to the admission authority of the school.
- Some schools may ask you to fill out their own supplementary form.
- The council holds a waiting list for:
 - Community schools
 - Voluntary controlled schools
 - Some schools that are their own admissions authority

Other schools (e.g. academies, foundation, voluntary aided) may not hold waiting lists—you'll need to contact them directly. You can find a list of schools that manage their own admissions on the Milton Keynes City Council website.

Section B

The application process



Key Points to Remember



Starting school – compulsory age

By law, children must start school at the beginning of the term after their 5th birthday.

In Milton Keynes, children born between **1 September 2021** and **31 August 2022** can start full-time school in **September 2026**.

Some schools may offer a short part-time induction period to help children settle in.

Infant Class Size legislation

There is a legal requirement that infant classes may not contain more than 30 children with a single teacher. This applies to the below:

- Reception, Year 1, and Year 2 classes must not exceed 30 pupils per teacher.
- If a class is full, schools must refuse additional applications unless one of the legal exceptions applies.

The infant class size legislation makes allowances for the entry of an additional child in very limited circumstances. These pupils will remain an 'excepted pupil' for the time they are in an infant class or until the numbers fall back to the current infant class size limit.

The only exceptions are:

1. Children with an Education Health Care Plan (EHCP) naming the school.
2. Looked after or previously looked after children admitted outside the normal round.
3. Children admitted due to a procedural error in the original application.
4. Children admitted after a successful appeal.
5. Children who move into the area and have no other school within reasonable distance.
6. Children of UK service personnel.
7. Twins or multiple birth siblings when one is admitted.
8. Children with special educational needs who attend some mainstream infant classes.

Note: These exceptions apply only to Reception–Year 2. Years 3–6 are not subject to class size legislation.

Applying online – step-by-step

- You can apply from **2 September 2025** at the Milton Keynes School Citizen's Portal. You must apply by **15 January 2026**
- No advantage to applying early: Applications are treated equally as long as they're submitted by the deadline.
- Visit schools before applying to feel confident about your preferences.
- Create a username (your email) and password.
- Set up a secret question and answer in case you forget your password.
- After completing the form, make sure to submit it—you'll get a confirmation email once it's received.
- On **16 April 2026**, you can log back in to see which school place has been offered

Making changes before the deadline

- You can view and amend your online application until midnight **Thursday 15 January 2026**.
- If you make changes, you must resubmit the application and parental declaration—otherwise, it won't be submitted.

Paper applications

- If you prefer paper:
 - Post it to: Access to Education Team Civic, 1 Saxon Gate East Milton Keynes, MK9 3EJ Must arrive by **5pm on 15 January 2026**
 - Or hand it in to your current infant school by **12 noon on 15 January 2026**.

Applications received after the closing date will not be processed in the first round.

Late applications – what you need to know

- Only applications received by **15 January 2026** will be considered for offers on **National Offer Day (16 April 2026)**.
- Late applications (submitted after the deadline) will be reviewed after **National Offer Day**.
- Outcomes for late applications in the second round will be sent by letter on **29 May 2026**.

If your preferred school is full

- Your child will be offered a place at the next nearest school with available space.
- They'll also be automatically added to waiting lists for your preferred schools—but only for the Autumn term.

Waiting list

- Waiting lists are ranked using each school's oversubscription criteria.
- This means some late applicants may be placed higher than on-time applicants if they meet a higher criteria.

Starting school and transferring to junior school		
Round	Applications received by	Offer day
2	16 January 2026 - 26 April 2026	29 May 2026
3	27 April 2026 - 1 June 2026	26 June 2026
4	2 June 2026 - 28 June 2026	17 July 2026
5	29 June 2026 - 31 July 2026	14 August 2026

Applications received thereafter will receive an outcome by **31 August 2026**

Requesting a change of school preference – what you need to know

After the closing date

- You cannot change your preferences once the **15 January 2026** deadline has passed.
- If you want to make a change, you'll need to submit a new late application.
- This new application will be treated as late and only considered after all on-time applications have been processed.

Exceptional circumstances

The council may accept a change without penalty if there are exceptional circumstances.

Each case is reviewed individually—there's no guarantee it will be accepted.

Even if accepted, your application will still be processed using:

- The School Admissions Code
- Each school's oversubscription criteria

Application processing timeline and procedure

January–March 2026

- The council will process all on-time applications during this period.
- If you've listed a foundation, voluntary aided school, or academy, your child's details will be passed to that school.
 - These schools apply their own oversubscription criteria.
- For community and voluntary controlled schools, the council applies the criteria directly.

Applying outside Milton Keynes

- If you've applied to a school in another council's area, Milton Keynes will forward your child's details to that council.
- That council will follow its own procedures and notify Milton Keynes if a place can be offered.

Equal preference scheme

Schools do not see the order in which you ranked them.

Each preference is considered independently, based on:

- Your child's details
- The school's oversubscription criteria

If more than one school preference can be offered, your child will be offered a place at the highest preference school on your application.

How home to school distance is measured

Milton Keynes City Council uses a computerised geographical information system (GIS). Every home, school, redway, and path junction has a unique reference point. This allows the system to calculate the shortest route from your home to the school.

There are two types of distance measurements, depending on the school's admissions policy:

- Straight-line distance: "as the crow flies" from home to school.
- Shortest available walking route: using paths, underpasses, and redways.

All applicants are measured using the same system, ensuring a fair and consistent approach.

National Offer Day – 16 April 2026

If you applied online

- Log in to the Milton Keynes City Council website to view your child's school offer.
- You'll also receive an automated email confirming the placement.

If you applied by paper

- A letter will be sent by second class post with your child's school offer.

If no preferred school is offered

- Your child will be offered a place at the next nearest school with availability.
- Their name will be added to the waiting list for any schools where a place was declined.
- You'll be informed of your right to appeal the decision.

If you are happy with the offer

- For Milton Keynes schools only - No action is needed—your child's place will be automatically accepted.
- The council assumes acceptance unless you explicitly decline.
- If you wish to accept a school place in another council area, please check with the relevant council how to do this.

If you are declining the offer

You must email primaryadmissions@milton-keynes.gov.uk.

Include:

- Your child's full name
- Date of birth
- Details of where your child will be educated in **September 2026** – the place will not be removed until this is confirmed

What comes next

The school will send you an admissions pack with key information and next steps.

If you've been declined a place by any of your higher preference schools, your child will remain on the waiting list for these schools and you'll retain the right to appeal.

Waiting lists

After 16 April 2026:

- If a school is oversubscribed, a waiting list will be created.
- If your child is not offered a place at a preferred school, their name will be automatically added to that school's waiting list.

How children are ranked

Waiting lists are ordered using the school's published oversubscription criteria.

- Lists are maintained until **31 December 2026**.
- After that, contact the individual school to see if they continue to hold a list.

This means:

- Late applications can sometimes rank higher than on-time ones if they meet stronger criteria.
- The date of application does not determine position on the list.

Your rights

- Being on a waiting list does not affect your right to appeal.
- You can pursue both the waiting list and an appeal simultaneously.

Note: Milton Keynes Council holds waiting lists for community and voluntary controlled schools, while academies, foundation, and voluntary aided schools may manage their own lists. You can find more details on the Milton Keynes City Council website.

Waiting list movement

Your child's position on the waiting list can go up or down.

This depends on:

- New applicants joining the list
- How each child ranks under the school's oversubscription criteria

Automatic overrides

If a place becomes available at a preferred school:

- Your child may be automatically allocated to that school.
- This will replace the previously offered place.

Don't want to stay on the waiting list?

If you're happy with the current offer and want to opt out of waiting lists,

email: primaryadmissions@milton-keynes.gov.uk

- Include your child's name, date of birth, and a clear statement that you wish to be removed from waiting lists.

Not happy with your child's school allocation?

It's completely understandable to feel disappointed if your child wasn't offered a place at one of your preferred schools. Fortunately, there are several steps you can take:

Visit the allocated school

- Even if it wasn't your first choice, visiting the school can give you a better sense of its environment, staff, and facilities.
- Many families find they're pleasantly surprised after a visit.

Waiting lists

- If you are declined a preferred school, your child is automatically placed on its waiting list.
- Places may become available if other families decline their offers or move away.

Late applications

- You can apply to other schools that still have places.
- Be aware: all late applications are ranked according to each school's oversubscription criteria, so priority isn't guaranteed.

Appeal the decision

- You have the right to appeal if your child was not offered a place at a higher preference school you applied for.
- Appeals are heard by an Independent Appeal Panel and must be submitted within 20 school days of receiving your allocation letter.
- For Milton Keynes community or voluntary controlled schools, email: primaryadmissions@milton-keynes.gov.uk.
- Appeals for academies or foundation schools are handled by the schools themselves.

You'll need to:

- Submit a separate appeal for each school
- Provide strong supporting evidence (e.g. medical, social, or educational reasons)
- Be prepared for a formal hearing process

You can find full guidance on the Milton Keynes City Council appeals page.

Refusing a school place

If you're considering declining the Milton Keynes school place your child has been offered, here's how the process works and what to keep in mind:

Can you refuse the place?

- Yes, you can inform Milton Keynes City Council that you wish to refuse the place.
- However, the offer won't be withdrawn immediately — the council must ensure your child has access to education.

When will the offer be removed?

- Only once you've secured alternative education provision (either state or independent).
- You must confirm this with the council before the original offer can be withdrawn.

Why you should hold on to the offer?

It's strongly recommended to keep the offered place while you:

- Appeal for schools that were higher preferences on your original application
- Apply to other schools with available places

Appeals and late applications

- You can appeal for any school you applied to and were refused.
- You can also submit late applications to other schools — but these will be ranked according to each school's oversubscription criteria.

Appeals

Community or Voluntary Controlled Schools

Email primaryadmissions@milton-keynes.gov.uk with:

- Your child's name, date of birth, and address
- The school(s) you wish to appeal for

Foundation, Voluntary Aided Schools and Academies

- Contact the school directly to request an appeal pack.

Appeal provider

Appeals for community and voluntary controlled schools are managed by Clerks Associates UK.

They:

- Set up hearings
- Distribute paperwork
- Clerk meetings
- Notify families of decisions

Panels are independent and made up of trained local volunteers.

No panel member will have prior involvement in your case or ties to the school.

Appeal timeline

- Hearings are held in the summer term for Reception and Year 3 entry.
- You can accept another school place while your appeal is pending.
- If you decline the offered place, it may be given to another child.

Infant Class Size appeals

Panels can only uphold these if:

- The decision was unreasonable or procedures were not correctly followed.

An appeal guide is available on request

SEND appeals

If your child has an Education Health and Care Plan (EHCP) and you disagree with the placement:

- You can appeal to the SEND and Disability Tribunal
- Contact the SEND Casework Team at (01908) 253414
- You have 2 months from receiving the amended statement (15 February) to appeal

Withdrawing offers of school places – what you should know

If a school place is offered based on false or intentionally misleading information, the admission authority has the right to withdraw the offer. This includes:

- Falsely claiming to live in a school's catchment area
- Providing incorrect details about siblings, special needs, or custody arrangements
- Any other information that gives unfair priority over other applicants

Why it matters

Misleading information can deny a place to a child who genuinely meets the criteria.

Early years provision in Milton Keynes

Before children start formal schooling, they can attend:

- Nursery schools
- Nursery classes attached to primary schools
- Private day nurseries
- Preschools and playgroups
- Childminders

Key points to know

- Admissions criteria for early years settings are separate from school admissions.
- You must apply directly to the nursery or provider — not through the school admissions process.
- Each provider may have its own application process, deadlines, and priority criteria.

Where to find details

You can explore all available early years options on the Milton Keynes City Council website, including:

- Lists of registered providers
- Guidance on choosing a setting
- Support for children with special educational needs

Section C

School Travel Support

Parental Responsibility

Parents and carers must ensure their children attend school regularly and travel safely to and from school.

School Travel – Who Qualifies?

Milton Keynes City Council provides travel support for children of statutory school age if:

- They attend **their catchment school** or the **nearest appropriate school**, and
- They live:
 - **Over 2 miles away** (if under 8 years old), or
 - **Over 3 miles away** (if 8 or older), or
 - There is **no safe walking route** under those distances, even with an adult.

Apply online: www.milton-keynes.gov.uk/schooltransport

Low-Income Families

Children qualify for travel support if they:

- **Aged 8–11:**
 - Get free school meals or parents receive Universal Credit
 - Attend the nearest catchment school
 - Live **between 2 and 6 miles** from school

Apply using the **Alternative/SEN travel form**:

www.milton-keynes.gov.uk/schooltransport

Discretionary Fare Scheme

If your child doesn't qualify for free travel, you may still apply for a **paid seat** on existing school transport (if space is available). These seats can be withdrawn if needed for eligible children.

To check availability and cost:

01908 252526

STS@milton-keynes.gov.uk

Full policy and application forms:

www.milton-keynes.gov.uk/schooltransport

Remember the closing date for applications is 15 January 2026

Section D

Neighbouring authorities

Bedfordshire

School Admissions Service

Bedford Borough Council
Borough Hall
Cauldwell Street
Bedford
MK42 9AP
Telephone: 01234 718120
Website: www.bedford.gov.uk
Email: admissions@bedford.gov.uk

School Admissions Service

Central Bedfordshire Council
Watling House
High Street North
Dunstable
LU6 1LF
Telephone: 0300 300 8037
Website: www.centralbedfordshire.gov.uk/admissions
Email: admissions@centralbedfordshire.gov.uk

Buckinghamshire

The Admissions and Transport Team

Achievement and Learning
Buckinghamshire County Council
County Hall
Walton Street
Aylesbury
Bucks
HP20 1UA
Website: www.buckinghamshire.gov.uk

Northamptonshire

North Northamptonshire Council School Admissions

c/o One Angel Square, Angel Street
Northampton NN1 1ED
Tel: 0300 126 3000
Web: www.northnorthants.gov.uk
Email: admissions.ncc@northnorthants.gov.uk

West Northamptonshire Council School Admissions

One Angel Square
Angel Street
Northampton, NN1 1ED
Tel: 0300 126 7000
Web: www.westnorthants.gov.uk
Email: admissions@westnorthnorthants.gov.uk

Section E

Catchment schools by Area

The information below provides details of the catchment area schools by estate or area however; some areas are split and are therefore in catchment for different schools. In this circumstance please refer to the specific school catchment details.

Area	Infant	Junior	Primary	Secondary
Ashland			Lift Charles Warren	Milton Keynes Academy, Kents Hill Park School or Walton High
Astwood			Cedars Primary School	E-Act Ousedale School
Atterbury			Broughton Fields Primary School	Oakgrove School
Bancroft	Pepper Hill School or Priory Common School**	Bradwell Village School or Stanton School**	New Bradwell School	Stantonbury School
Bancroft			New Bradwell School	Stantonbury School
Beanhill			Moorland Primary School and New Chapter Primary School	Milton Keynes Academy or Kents Hill Park School
Blakelands			Giffard Park Primary School	Stantonbury School
Bletchley (Central)			Please refer to pages 87 - 92	Lift Sir Herbert Leon
Bletchley (Far, Old and West)			Please refer to pages 45 - 51	Lord Grey Academy
Bletchley (Lakes Estate)			Please refer to pages 87 - 92	Lift Sir Herbert Leon
Bletchley (Water Eaton)			Please refer to pages 87 - 92	Lift Sir Herbert Leon
Blue Bridge			New Bradwell School	Stantonbury School
Bolbeck Park			Willen Primary School	Stantonbury School
Bow Brickhill			Bow Brickhill CE Primary School	Walton High
Bradville	Pepper Hill School	Stanton School		Stantonbury School
Bradwell Common			Summerfield School	Stantonbury School

Area	Infant	Junior	Primary	Secondary
Bradwell Village	Priory Common School	Bradwell Village School		Stantonbury School
Brooklands			Brooklands Farm Primary School	Walton High
Broughton			Broughton Fields Primary School	Oakgrove School
Broughton Gate			Brooklands Farm Primary School	Oakgrove School, Walton High
Browns Wood	Heronshaw School	Heronsgate School Kents Hill Park School		Walton High
Caldecotte	Heronshaw School	Heronsgate School Kents Hill Park School		Walton High
Calverton	Russell Street School	St Mary & St Giles CE Aided Primary School		The Radcliffe School or Watling Academy
Campbell Park	Downs Barn School or Shepherdswell Academy **	Southwood School or Orchard Academy**		Stantonbury School, Milton Keynes Academy or Walton High For details please refer to the secondary school guide for parents.
Castlethorpe	Castlethorpe School		Hanslope Primary School from Y3 only	The Radcliffe School or Stantonbury School
Central Milton Keynes - North	Germander Park School	Southwood School		Stantonbury School
Central Milton Keynes - South	Shepherdswell Academy Or The Willows School & Early Years Centre**	Orchard Academy**	Jubilee Wood Primary School**	Milton Keynes Academy
Chicheley			Cedars Primary School	E-Act Ousedale School
Church Farm			Wavendon Gate School	TBC
Clifton Reynes	Newton Blossomville CofE School or Olney Infant Academy	Olney Middle School		E-Act Ousedale School
Coffee Hall			New Chapter Primary School	Milton Keynes Academy
Cold Brayfield	Newton Blossomville CofE School	Olney Middle School		E-Act Ousedale School
Conniburrow	Germander Park School	Southwood School		Stantonbury School

Area	Infant	Junior	Primary	Secondary
Crownhill	Glastonbury Thorn School or Holmwood School**	Loughton School or Two Mile Ash School**		Denbigh School
Downhead Park	Downs Barn School**	Southwood School**	Brookward School**	Stantonbury School
Downs Barn	Downs Barn School	Southwood School		Stantonbury School
Eagle Farm			St Mary's Wavendon CE Primary School	Walton High or Glebe Farm school
Eaglestone			Falconhurst School	Milton Keynes Academy
Eaton Leys			Bow Brickhill CE Primary School	Lift Sir Herbert Leon
Emberton	Olney Infant School	Olney Middle School		Ousedale School
Emerson Valley	Howe Park School or and Merebrook School**	Emerson Valley Junior School		Shenley Brook End School
Fairfields			Fairfields Primary School or Watling Primary School (Please refer to pages 148-150)	Watling Academy
Fenny Stratford			Please refer to pages 87 - 92	Lift Sir Herbert Leon
Filgrave	Olney Infant School	Olney Middle School		E-Act Ousedale School
Fishermead	The Willows School & Early Years Centre**	Orchard Academy**	Jubilee Wood Primary School**	Milton Keynes Academy
Fullers Slade			St Mary & St Giles CofE Aided School	The Radcliffe School
Furzton	Cold Harbour CE School or Merebrook School**	Cold Harbour CE School or Emerson Valley Junior School**		Lord Grey Academy or Shenley Brook End School For details please refer to the secondary school guide for parents.
Galley Hill			St Mary & St Giles CofE Aided Primary School	The Radcliffe School
Gayhurst	Stoke Goldington CE School		Tickford Park Primary School from Y3 only	E-Act Ousedale School

Area	Infant	Junior	Primary	Secondary
Giffard Park			Giffard Park Primary School	Stantonbury School
Glebe Farm			Glebe Farm School	Walton High or Glebe Farm school
Grange Farm			Christ the Sower Ecumenical Primary School	The Hazeley Academy
Great Holm	Holmwood School and Loughton Manor First School **	Loughton School or Two Mile Ash School**		Denbigh School
Great Linford	St Andrew's CE Infant School **		Great Linford Primary School or Giffard Park Primary School**	Stantonbury School
Great Linford Village	St Andrew's CE Infant School		Great Linford Primary School from Y3 only	Stantonbury School
Greenleys	Greenleys First School	Greenleys Junior School		The Radcliffe School
Hanslope			Hanslope Primary School	The Radcliffe School or Stantonbury School
Hardmead			Cedars Primary School	E-Act Ousedale School
Haversham	Haversham Village School	Bushfield School		The Radcliffe School or Stantonbury School
Heelands	Heelands School	Bradwell Village School		Stantonbury School
Hodge Lea	Greenleys First School	Greenleys Junior School		The Radcliffe School
Kents Hill	Heronshill School and Nursery	Heronsgate School	Kents Hill Park School	Walton High
Kents Hill Park			Kents Hill Park School	Kents Hill Park School or Walton High
Kingsmead			Oxley Park Academy Priory Rise School	The Hazeley Academy
Kingston			Monkston Primary School	Oakgrove School
Lathbury			Cedars Primary School	E-Act Ousedale School
Lavendon			Lavendon School	E-Act Ousedale School
Leadenhall			New Chapter Primary School	Milton Keynes Academy

Area	Infant	Junior	Primary	Secondary
Little Brickhill			The Premier Academy	Lift Sir Herbert Leon or Walton High
Little Crawley	North Crawley CofE School		Tickford Park Primary School from Y3 only	E-Act Ousedale School
Little Linford	Haversham Village School	Bushfield School		E-Act Ousedale School
Loughton	Loughton Manor First School	Loughton School		Denbigh School
Loughton Lodge	Holmwood School	Two Mile Ash School		Denbigh School
Medbourne			Christ the Sower Ecumenical Primary School	The Hazeley Academy
Middleton			Middleton and Oakgrove Primary School	Oakgrove School
Milton Keynes Village			Middleton and Oakgrove Primary School	Oakgrove School
Monkston			Monkston, Middleton and Oakgrove Primary School	Oakgrove School
Monkston Park			Monkston, Middleton and Oakgrove Primary School	Oakgrove School
Mousloe			Tickford Park School	E-Act Ousedale School
Neath Hill			Brookward School	Stantonbury School
Netherfield			Langland Community School	Milton Keynes Academy or Kents Hill Park School
New Bradwell			New Bradwell School	Stantonbury School
Newport Pagnell			Please refer to pages 59 - 72 for details	E-Act Ousedale School
Newton Blossomville	Newton Blossomville Church of England School		Olney Middle School	E-Act Ousedale School
Newton Leys			Newton Leys Primary School	Lift Sir Herbert Leon

Area	Infant	Junior	Primary	Secondary
North Crawley	North Crawley Church of England School		Tickford Park Primary School from Y3 only	E-Act Ousedale School
Oakgrove			Oakgrove Middleton Primary Schools	Oakgrove School
Oakhill			Christ the Sower Ecumenical Primary School	The Hazeley Academy
Oakridge Park	Wood End School	Stanton School	New Bradwell School	Stantonbury School
Oldbrook	Oldbrook School**		Jubilee Wood Primary School**	Milton Keynes Academy
Old Farm Park			Old Farm Park School	Walton High
Old Wolverton	Old Wolverton	Bushfield School		The Radcliffe School
Olney	Olney Infant Academy	Olney Middle School		E-Act Ousedale School
Oxley Park			Oxley Park Academy	The Hazeley Academy
Passmore			Lift Charles Warren or Langland Community School	Milton Keynes Academy
Peartree Bridge			Falconhurst School	Milton Keynes Academy
Pennyland			Brooksward School	Stantonbury School
Petsoe	Olney Infant School	Olney Middle School		E-Act Ousedale School
Ravenstone	Olney Infant Academy	Olney Middle School		E-Act Ousedale School
Redhouse Park			Giffard Park Primary School	Stantonbury School
Shenley Brook End			Long Meadow School or Caroline Haslett Primary Schools**	Shenley Brook End School
Shenley Church End	Glastonbury Thorn School	Loughton School		Denbigh School
Shenley Lodge			Caroline Haslett Primary School	Denbigh School
Shenley Wood			Oxley Park Academy	The Hazeley Academy

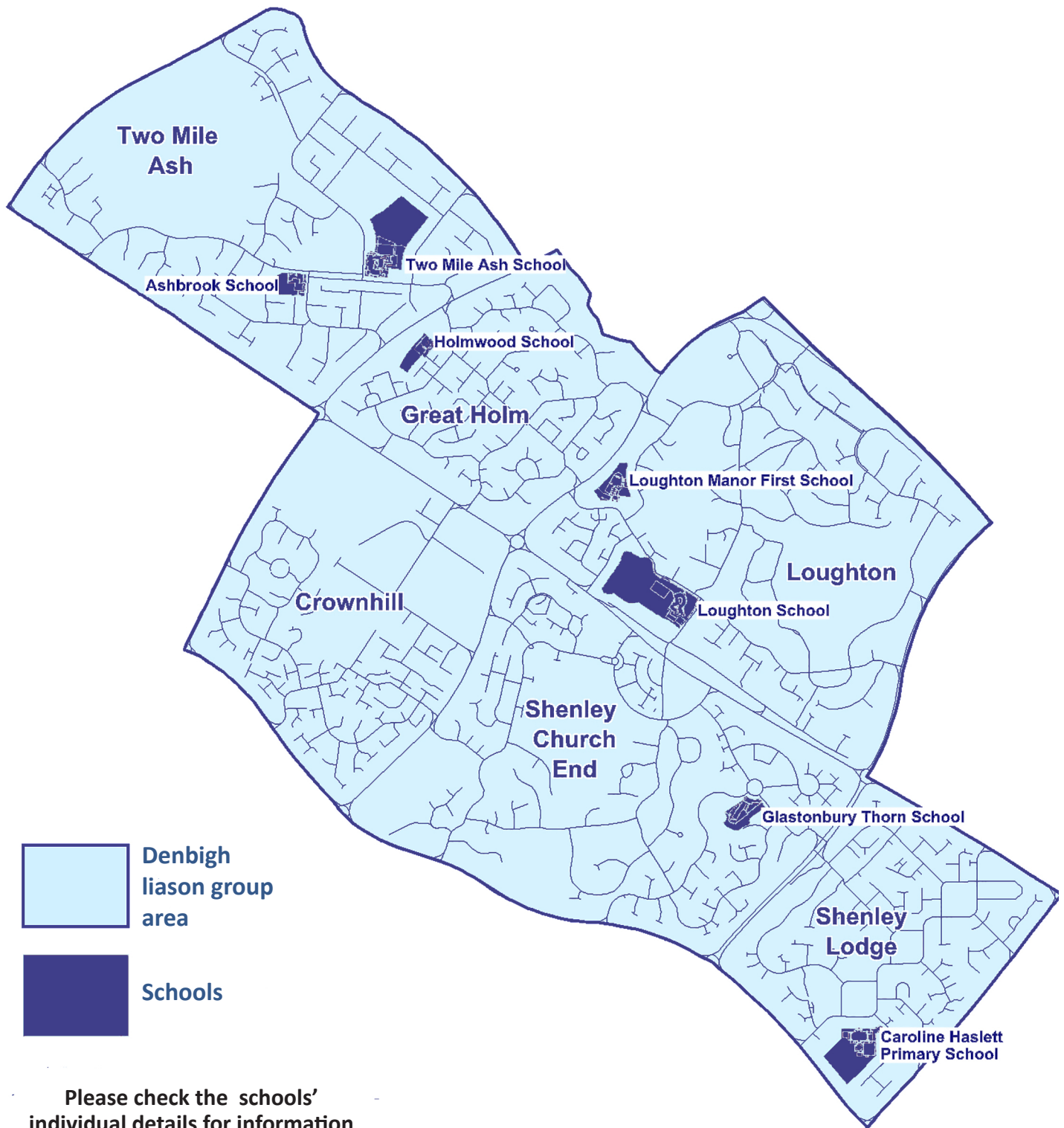
Area	Infant	Junior	Primary	Secondary
Sherington	Sherington Church of England School		Tickford Park Primary School from Y3 only	E-Act Ousedale School
Simpson			Lift Charles Warren	Milton Keynes Academy, Kents Hill Park School or Walton High
Springfield	Shepherdswell Academy	Orchard Academy		Milton Keynes Academy
Stacey Bushes	Wyvern School	Bushfield School		The Radcliffe School
Stantonbury	Wood End School or St Andrew's Church of England School**	Stanton School **	Great Linford Primary School**	Stantonbury School
Stoke Goldington	Stoke Goldington Church of England School		Tickford Park Primary School from Y3 only	E-Act Ousedale School
Stony Stratford	Russell Street School **	St Mary & St Giles C of E Aided Primary School**	St Mary & St Giles C of E Aided Primary School**	The Radcliffe School
Tattenhoe			Giles Brook Primary School	Shenley Brook End School
Tattenhoe Park			Priory Rise School	The Hazeley Academy
The Hub	Oldbrook School		Jubilee Wood Primary School	Milton Keynes Academy
Tinkers Bridge			Lift Charles Warren	Milton Keynes Academy, or Kents Hill Park School
Two Mile Ash	Ashbrook School		Two Mile Ash School	Denbigh School
Tyringham	Olney Infant School		Olney Middle School	E-Act Ousedale School
Walnut Tree	Heronshaw School or Heronshill School and Nursery	Heronsgate School		Walton High
Walton	Heronshaw School	Heronsgate School		Walton High
Walton Hall	Heronshaw School	Heronsgate School		Walton High
Walton Park	Heronshaw School	Heronsgate School		Walton High
Warrington	Olney Infant Academy	Olney Middle School		E-Act Ousedale School

Area	Infant	Junior	Primary	Secondary
Wavendon Gate			Wavendon Gate School or Glebe Farm School**	Walton High or Glebe Farm School**
Wavendon Village			St Mary's Wavendon CE Primary School	Walton High
Westcroft			Long Meadow School	Shenley Brook End School
Weston Underwood	Olney Infant Academy	Olney Middle School		E-Act Ousedale School
Whitehouse			Whitehouse Primary School or Watling Primary School (Please refer to pages 148-150)	Watling Academy
Willen			Willen Primary School	Stantonbury School or Walton High
Willen Park			Willen Primary School	Stantonbury School or Walton High
Woburn Sands			St Mary's Wavendon CE Primary School Swallowfield Primary School*	
Wolverton	Wyvern School or Greenleys First School**	Bushfield School or Greenleys Junior School**		The Radcliffe School
Wolverton Mill	Wyvern School	Bushfield School		The Radcliffe School
Woolstone	Shepherdswell School	Orchard Academy		Milton Keynes Academy or Oakgrove School
Woughton on the Green			Lift Charles Warren	Milton Keynes Academy or Oakgrove School
Woughton Park			Lift Charles Warren	Milton Keynes Academy or Kents Hill Park School

* ***Swallowfield Primary School is located in Woburn Sands but falls under Central Bedfordshire Local Authority, please review the information about the school on the Central Bedfordshire Council website and the relevant section of this guide - Applying for a place outside of Milton Keynes if you are a Milton Keynes resident (relevant to Little Brickhill, Woburn Sands, Bow Brickhill, Hanslope, Castlethorpe and Stony Stratford) on page 11***

** ***These areas are divided, with certain roads in catchment for different schools. Please refer to the relevant section within this guide for specific details.***

Denbigh Liaison Group primary school locations



Denbigh Liaison Group

Ashbrook School

The High Street, Two Mile Ash, Milton Keynes, MK8 8NA

The catchment area is Two Mile Ash.

Key Facts

Type of School	Academy
DfE number	8262326
Admission Authority	The Board of Academy Directors
Age Range	4 - 7
Telephone	01908 561366
Email	office@ashbrookschool.net
Website	www.ashbrookschool.co.uk
Places available in Year R for September 2026	60
Supplementary form required	No
Number of applications received for admission in September 2025	156
Number of places offered on national offer day 2025	60 - All applicants offered a place
Nursery class attached to school	No
Special provision	None
Wraparound care	Breakfast Club is hosted at Ashbrook School. After School Club is available at our partner school, Two Mile Ash School. We provide a walking bus for children to access the After School Club. Please see school website for more details

Summary of oversubscription criteria

In the event that there are more applications than places available, applications will be ranked as follows:

1. Children who are looked after (LAC) and all previously looked after children (PLAC) including those children who appear (to the admission authority) to have been in state care outside of England and ceased to be in state care as a result of being adopted (IAPLAC).
2. Siblings of children who are attending the school at the time allocations are made and are expected to be on roll at the school at the time of the proposed admission and the place of residence is **within the catchment area** of the school
3. The child's place of residence is within the catchment area of the school and there is no sibling
4. Siblings of children who are attending the school at the time allocations are made and are expected to be on roll at the school at the time of the proposed admission and the place of residence is **outside of the catchment area** of the school
5. Children of staff at the school where the member of staff has been employed at the school for two or more years at the time at which the application for admission to the school is made, and /or the member of staff is recruited to fill a vacant post for which there is a demonstrable skill shortage
6. "Distance" from the school to the place of residence

In the event of there being more applicants meeting any of the criteria above places will be allocated in distance order using the distance between the child's normal home address and the school's main entrance, measured in a straight line, using the council's computerised measuring system with those living closest to the school receiving the higher priority. In the unlikely event of joint over subscription, having exhausted distance, random allocation will be used as the ultimate tie-breaker.

For applicants living in flats, the distance will be measured from the school's main entrance to the front door of the ground floor flat underneath the applicant's main residence. Where two or more pupils live at the same distance, the tie-breaker will be random allocation.

Please refer to the school's website for a detailed copy of the school's admission arrangements for children starting school for the first time in September 2026.

Remember the closing date for applications is 15 January 2026

Caroline Haslett Primary School

Faraday Drive, Shenley Lodge, Milton Keynes, MK5 7DF

The catchment area is Shenley Lodge and the following roads on Shenley Brook End:

Braford Gardens, Bremen Grove, Burdeleys Lane, Chalwell Ridge, Charbray Crescent, Chartley Court, Chillingham Court, Cressey Avenue, Curtis Croft, Dorking Place, Egerton Gate (properties east of Chillingham Court), Gayal Croft, Orpington Grove, Roscombe Place.

Key Facts

Type of School	Community
DfE number	8262336
Admission Authority	Milton Keynes City Council
Age Range	4 - 11
Telephone	01908 231101
Email	schooloffice@carolinehaslett.milton-keynes.sch.uk
Website	www.haslett.org.uk
Places available in Year R for September 2026	60
Supplementary form required	No
Number of applications received for admission in September 2025	242
Number of places offered on national offer day 2025	60 - All applicants offered a place up to criterion 6 (Children of Staff) and some applicants offered a place under criterion 7 (Distance) to a distance of 0.611 miles
Nursery class attached to school	No
Special provision	None
Wraparound care	Breakfast Club available on site After School Club available on site Holiday Club (outside catchment with sibling) up to a distance of 2.034 miles Please see school website for more detail

Summary of oversubscription criteria

1. Children who are looked after (LAC) and all previously looked after children (PLAC) including those children who appear (to the admission authority) to have been in state care outside of England and ceased to be in state care as a result of being adopted (IAPLAC).
2. Children eligible for the service premium¹
3. Siblings of children who are attending the school at the time allocations are made and are expected to be on roll at the school at the time of the proposed admission and the place of residence is **within the catchment area of the school**
4. The child's place of residence is within the catchment area of the school and there is no sibling.
5. Siblings of children who are attending the school at the time allocations are made and are expected to be on roll at the school at the time of the proposed admission and the place of residence is **outside of the catchment area of the school**
6. Children of staff at the school where the member of staff has been employed at the school for two or more years at the time at which the application for admission to the school is made, and /or the member of staff is recruited to fill a vacant post for which there is a demonstrable skill shortage

7. “Distance” from the school to the place of residence

In the event of there being more applicants meeting any of the criteria above, places will be allocated in distance order using the distance between the child’s normal home address and the school’s main entrance, measured in a straight line, using the council’s computerised measuring system with those living closest to the school receiving the higher priority. In the unlikely event of joint over subscription, having exhausted distance, random allocation will be used as the ultimate tie-breaker.

For applicants living in flats, the distance will be measured from the school’s main entrance to the front door of the ground floor flat underneath the applicant’s main residence. Where two or more pupils live at the same distance, the tie-breaker will be random allocation.

¹ The service premium is additional funding paid annually to schools under section 14 of the Education Act 2002 for the purpose of supporting the pastoral needs of the children of Armed Services personnel. state care as a result of being adopted (IAPLAC).

Remember the closing date for applications is 15 January 2026

Glastonbury Thorn School

Pigott Drive, Shenley Church End, Milton Keynes, MK5 6BX

The catchment area is Shenley Church End and the following roads on Crownhill:

Armstrong Close, Baxter Close, Bolan Court, Cline Court, Crosby Court, Dorsey Close, Fury Court, Holliday Close, Holly Close, Kidd Close, Lennon Drive, Lynott Close, Marley Grove, Mercury Grove, Monro Avenue, Morrison Court, Nelson Close, Redding Grove, Wilson Court.

Glastonbury Thorn School has submitted a variation request to the Office of the Schools Adjudicator to lower the number of children they accept into Year R (Reception) from 60 to 30 starting in September 2026. The decision about this request hasn't been made at the time of publication.

Key Facts

Type of School	Foundation
DfE number	8262347
Admission Authority	The Governing Body
Age Range	4 - 7
Telephone	01908 504648
Email	office@glastonburythorn.co.uk
Website	www.glastonburythorn.co.uk
Places available in Year R for September 2026	60
Supplementary form required	No
Number of applications received for admission in September 2025	159
Number of places offered on national offer day 2025	All applicants offered a place
Nursery class attached to school	No
Special provision	None
Wraparound care	Breakfast club available on site, After School Club available on site. Please see school website for more details.

Summary of oversubscription criteria

Children whom have an Education, Health and Care Plan that names Glastonbury Thorn School will be allocated a place in accordance with national regulations.

In the event that there are more applications received than there are places available the following criteria will be used to allocate places:

In the event that there are more applications than places available, applications will be ranked as follows:

1. Children who are looked after (LAC) and all previously looked after children (PLAC) including those children who appear (to the admission authority) to have been in state care outside of England and ceased to be in state care as a result of being adopted (IAPLAC - Internationally adopted previously looked after children) or subject to child arrangement orders or special guardianship orders.
2. Children with a sibling who will be on roll at the time of admission and the place of residence is within the catchment area of the school.
3. Children who live in the catchment area of the school and there is no sibling who will be on roll at the time of admission. (Proof of residence may be required.)
4. Children with a sibling who will be on roll at the time of admission and the place of residence is outside of the catchment area.

5. Other children for whom Glastonbury Thorn School is a preference

Please refer to the school's website for a detailed copy of the school's admission arrangements for children starting school for the first time in September 2026.

Remember the closing date for applications is 15 January 2026

Holmwood School and Nursery

Kensington Drive, Great Holm, Milton Keynes, MK8 9AB

The catchment area is Great Holm, Loughton Lodge and the following roads on Crownhill:

Atwell Close, Beckinsale Grove, Chaplin Grove, Chevalier Grove, Cogan Court, Cruickshank Grove, Fernan Dell, Gallagher Close, Garbo Close, Garland Court, Hathaway Court, Hendrix Drive, Hudson Lane, Keaton Close, Laurel Close, Kinnear Close, Orbison Court, Rathbone Close, Robeson Place, Valens Close and Valentine Court

The following roads on Great Holm are shared with Loughton Manor First School:

Anglesey Court, Basildon Court, Buscot Place, Edgecote, Fenton Court, Haddon, Hampton, Houghton Court, Huntingbrooke, Kensington Drive (numbers 89 odds and 90 evens upwards), Lamport Court, Rushton Court, Stonor Court and Waddesdon Close.

Key Facts

Type of School	Academy
DfE number	8262334
Admission Authority	The Board of Academy Directors
Age Range	2 - 7
Telephone	01908 260596
Email	office@holmwoodschool.co.uk
Website	www.holmwoodschool.com
Places available in Year R for September 2026	60
Supplementary form required	No
Number of applications received for admission in September 2025	136
Number of places offered on national offer day 2025	60 - All applicants offered a place
Nursery class attached to school	Yes
Special provision	None
Wraparound care	Breakfast Club is hosted at Holmwood School. After School Club is available at our partner school, Two Mile Ash School. We provide a walking bus for children to access the After School Club. Please see school website for more details

Summary of oversubscription criteria

In the event that there are more applications than places available, applications will be ranked as follows:

1. Children who are looked after (LAC) and all previously looked after children (PLAC) including those children who appear (to the admission authority) to have been in state care outside of England and ceased to be in state care as a result of being adopted (IAPLAC).
2. Siblings of children who are attending the school at the time allocations are made and are expected to be on roll at the school at the time of the proposed admission and the place of residence is within the catchment area of the school
3. The child's place of residence is within the catchment area of the school and there is no sibling.
4. Siblings of children who are attending the school at the time allocations are made and are expected to be on roll at the school at the time of the proposed admission and the place of residence is outside of the catchment area of the school

5. Children of staff at the school where the member of staff has been employed at the school for two or more years at the time at which the application for admission to the school is made, and /or the member of staff is recruited to fill a vacant post for which there is a demonstrable skill shortage
6. “Distance” from the school to the place of residence

In the event of there being more applicants meeting any of the criteria above places will be allocated in distance order using the distance between the child’s normal home address and the school’s main entrance, measured in a straight line, using the council’s computerised measuring system with those living closest to the school receiving the higher priority. In the unlikely event of joint over subscription, having exhausted distance, random allocation will be used as the ultimate tie-breaker.

For applicants living in flats, the distance will be measured from the school’s main entrance to the front door of the ground floor flat underneath the applicant’s main residence. Where two or more pupils live at the same distance, the tie-breaker will be random allocation.

Please refer to the council’s website for detailed copy of the school’s admission arrangements for children starting school for the first time in September 2026.

Remember the closing date for applications is 15 January 2026

Loughton Manor First School

Paynes Drive, Loughton, Milton Keynes, MK5 8FA

The catchment area is Loughton plus the following roads on Great Holm which are shared with Holmwood School: Anglesey Court, Basildon Court, Buscot Place, Edgecote, Fenton Court, Haddon, Hampton, Houghton Court, Huntingbrooke, Kensington Drive (numbers 89 odds and 90 evens upwards), Lamport Court, Rushton Court, Stonor Court and Waddesdon Close.

Key Facts

Type of School	Community
DfE number	8262506
Admission Authority	Milton Keynes City Council
Age Range	3 - 7
Telephone	01908 241472
Email	office@loughtonmanor.milton-keynes.sch.uk
Website	www.loughtonmanorfirst.co.uk
Places available in Year R for September 2026	168
Supplementary form required	No
Number of applications received for admission in September 2025	192
Number of places offered on national offer day 2025	60 - All applicants offered up to criterion 6 (children of Staff) and some offered a place under criterion 7 (Distance) to a distance of 1.254 miles
Nursery class attached to school	Yes
Special provision	None
Wraparound care	Breakfast Club available on site After School Club available on site. Please see school website for more details.

Summary of oversubscription criteria

In the event that there are more applications than places available, applications will be ranked as follows:

1. Children who are looked after (LAC) and all previously looked after children (PLAC) including those children who appear (to the admission authority) to have been in state care outside of England and ceased to be in state care as a result of being adopted (IAPLAC).
2. Children eligible for the service premium¹
3. Siblings of children who are attending the school at the time allocations are made and are expected to be on roll at the school at the time of the proposed admission and the place of residence is within the catchment area of the school
4. The child's place of residence is within the catchment area of the school and there is no sibling.
5. Siblings of children who are attending the school at the time allocations are made and are expected to be on roll at the school at the time of the proposed admission and the place of residence is outside of the catchment area of the school
6. Children of staff at the school where the member of staff has been employed at the school for two or more years at the time at which the application for admission to the school is made, and /or the member of staff is recruited to fill a vacant post for which there is a demonstrable skill shortage
7. "Distance" from the school to the place of residence

¹ The service premium is additional funding paid annually to schools under section 14 of the Education Act 2002 for the purpose of supporting the pastoral needs of the children of Armed Services personnel.

Please refer to the council's website for detailed copy of the school's admission arrangements for children starting school for the first time in September 2026.

Remember the closing date for applications is 15 January 2026

Loughton School

Bradwell Road, Loughton, Milton Keynes, MK5 8DN

The catchment area is Loughton, Shenley Church End and the following roads on Crownhill: Armstrong Close, Baxter Close, Bolan Court, Cline Court, Crosby Court, Dorsey Close, Fury Court, Holliday Close, Holly Close, Kidd Close, Lennon Drive, Lynott Close, Marley Grove, Mercury Grove, Monroe Avenue, Morrison Court, Nelson Close, Redding Grove, Wilson Court.

Plus the following roads on Great Holm which are shared with Two Mile Ash School: Anglesey Court, Basildon Court, Buscot Place, Edgecote, Fenton Court, Haddon, Hampton, Houghton Court, Huntingbrooke, Kensington Drive (numbers 89 odds and 90 evens upwards), Lamport Court, Rushton Court and Stonor Court.

Key Facts

Type of School	Academy
DfE number	8262332
Admission Authority	The Board of Academy Directors
Age Range	7 - 11
Telephone	01908 665971
Email	Office@loughton.school
Website	www.loughton.milton-keynes.sch.uk
Places available in Year R for September 2026	120
Supplementary form required	No
Number of applications received for admission in September 2025	210
Number of places offered on national offer day 2025	All applicants offered a place
Nursery class attached to school	Not applicable
Special provision	None
Wraparound care	Breakfast Club available on site After School Club available on site Please see school website for more details

Summary of oversubscription criteria

Children who have an Education, Health and Care Plan that names Loughton School will be given priority for admission within the normal admissions round at 7+.

In the event of there being greater demand for admission than there are places available, places will be allocated in the following priority order:

1. Children who are looked after (LAC) and all previously looked after children (PLAC) including those children who appear (to the admission authority) to have been in state care outside of England and ceased to be in state care as a result of being adopted (IAPLAC - Internationally adopted previously looked after children).
2. Children who attend a designated feeder school, Glastonbury Thorn First and Loughton Manor First, and who have a sibling in attendance at the time of admission.
3. Children who attend a designated feeder school, Glastonbury Thorn First and Loughton Manor First, who do not have a sibling in attendance at the time of admission.
4. Children who are siblings with an older brother or sister still in attendance at the time of admission.

5. a) Children of staff who have been employed at the school at the time the application for admission to the school is made,
and/or
b) Children of staff who are recruited to fill a vacant post for which there is a demonstrable skill shortage.
It is at the absolute discretion of the Headteacher to determine when there is a demonstrable skill shortage.
6. Children who live in the defined area. Proof of permanent residence will be required.
7. Children who attend Holmwood School.
8. Children who live outside the defined area.

In the event of over subscription according to these criteria, places will be allocated according to the distance measured 'as the crow flies' between the postcodes of the school and the applicant's permanent residence using appropriate computer software, with those living closer to the school receiving higher priority.

Please refer to the school's website for a detailed copy of the admission arrangements for children transferring from an infant school at the end of year 2 in September 2026.

Remember the closing date for applications is 15 January 2026

Two Mile Ash School

The High Street, Two Mile Ash, Milton Keynes, MK8 8LH

The catchment area is Two Mile Ash, Great Holm, Loughton Lodge and the following roads on Crownhill: Atwell close, Beckinsale Grove, Chaplin Grove, Chevalier Grove, Cogan Court, Cruickshank Grove, Fernan Dell, Gallagher Close, Garbo Close, Garland Court, Hathaway Court, Hendrix Drive, Hudson Lane, Keaton Close, Laurel Close, Kinnear Close, Orbison Court, Rathbone Close, Robeson Place, Valens Close and Valentine Court.

Plus the following roads on Great Holm which are shared with Loughton School: Anglesey Court, Basildon Court, Buscot Place, Edgecote, Fenton Court, Haddon, Hampton, Houghton Court, Huntingbrooke, Kensington Drive (numbers 89 odds and 90 evens upwards), Lamport Court, Rushton Court and Stonor Court.

Key Facts

Type of School	Academy
DfE number	8265207
Admission Authority	The Board of Academy Directors
Age Range	7 - 11
Telephone	01908 562262
Email	reception@tma.bucks.sch.uk
Website	www.tmaschool.com
Places available in Year 3 for September 2026	170
Supplementary form required	No
Number of applications received for admission in September 2025	262
Number of places offered on national offer day 2025	All applicants offered up to criterion e (Sibling on roll at the school) and some applicants offered under criterion f (Outside defined area) to a distance of 2.954 miles.
Nursery class attached to school	Yes
Special provision	None
Wraparound care	Breakfast Club available on site After School Club available on site. Please see school website for more details.

Summary of oversubscription criteria

Children with an Education, Health and Care Plan naming Two Mile Ash School will be given priority for admission at the normal transfer point.

Where there is over subscription the following criteria will be used to allocate places:

- Children who are looked after (LAC) and all previously looked after children (PLAC) including those children who appear (to the admission authority) to have been in state care outside of England and ceased to be in state care as a result of being adopted (IAPLAC).
- Pupils living in the defined area, Great Holm, Two Mile Ash and Crownhill to the north of Monro Avenue and Marley Grove.
- Children of staff at Two Mile Ash School where the member of staff has been employed on a continuous service at the school for two or more years at the time the application for admission is made.
- Pupils attending a school which is in the defined area served by the school i.e. Ashbrook or Holmwood Schools.

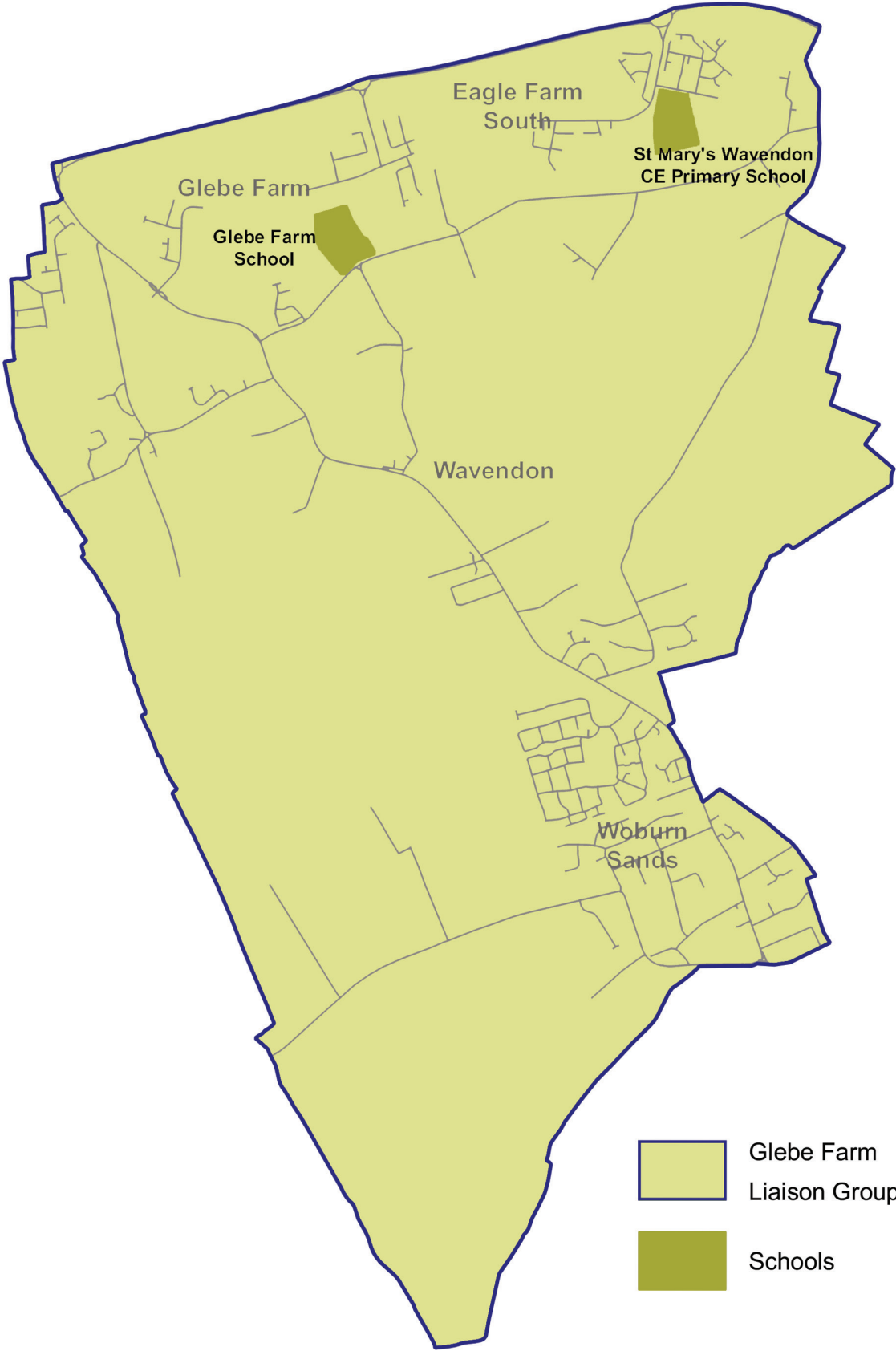
- e. Pupils with a sibling attending the school at the time of admission. A sibling is a brother or sister, which for admission purposes means brothers or sisters of whole or half blood or any other child (including an adopted child) who permanently resides at the same address and for whom the parent also has parental responsibility. For multiple births, in cases where there is one remaining place available and the next child on the waiting list is one of a twin, triplet or other multiple birth groups, both twins would be admitted (or all siblings in the case of multiple births) even if this goes above the admission number for the school.
- f. Children living outside the defined area.

If the school is oversubscribed, places will be allocated according to the shortest direct route (i.e. straight line) of the pupil's home address to the main entrance of the school, using a computerised measuring system, with those living closer to the school receiving the higher priority.

Please refer to the school's website for a detailed copy of the school's admission arrangements for children transferring from an infant school at the end of year 2 in September 2026.

Remember the closing date for applications is 15 January 2026

Glebe Farm Liaison Group primary school locations



Remember the closing date for applications is 15 January 2026

Glebe Farm Liaison Group

Glebe Farm School

off Burney Drive, Glebe Farm , Milton Keynes MK17 8GY

Catchment area - The new residential developments of Glebe Farm.

Key Facts

Type of School	Academy
DfE number	8264009
Admission Authority	Inspiring Futures through Learning Multi-Academy Trust (IFtL)
Age Range	2- 16
Telephone	01908 794400
Email	enquiries@glebefarmschool.co.uk
Website	www.glebefarmschool.co.uk
Places available in Year R for September 2026	30
Supplementary form required	No
Number of applications received for admission in September 2025	218
Number of places offered on national offer day 2025	All applicants offered up to criterion 3 (in catchment)
Nursery class attached to school	Yes
Special provision	None
Wraparound care	Yes - contact school for further details.

Summary of oversubscription criteria

Children who have an Education, Health and Care Plan will be admitted as required by law and will count towards the planned admission number. If the school is over subscribed, the following criteria will be applied in the order set out below to decide which applicants will be admitted:

Oversubscription criteria

When the school is oversubscribed, after the admission of pupils with an Education, Health and Care plan naming the school, priority for admission will be given to those children who meet the criteria set out below, in priority order:

1. Looked after children¹ and children who were previously looked after but immediately after being looked after became subject to adoption, a child arrangements order, or special guardianship order.
2. A sibling² at the school who is on roll at the school at the time of admission and the place of residence is within catchment of the school.
3. The child's place of residence is within catchment area of the school and there is no sibling on roll at the school.
4. There is already a sibling at the school who is expected to be on roll at the school at the time of admission and the place of residence is outside of the catchment area.

5. Children of staff at the school. Priority will be given to children of staff in either or both of the following circumstances:
 - a. Where the member of staff has been employed at the school for two or more years at the time at which the application for admission to the school is made, and/or
 - b. The member of staff is recruited to fill a vacant post for which there is a demonstrable skill shortage.
6. Other children.

¹ Children who are looked after (LAC) and all previously looked after children (PLAC) including those children who appear (to the admission authority) to have been in state care outside of England and ceased to be in state care as a result of being adopted (IAPLAC).

² A sibling is defined as a birth sibling and also includes step siblings, foster siblings, adopted siblings and other children living permanently at the same address.

In the event of there being more applicants meeting any of the criteria above, places will be allocated in distance order using the distance between the child's normal home address and the school's main entrance, measured in a straight line, using the council's computerised measuring system with those living closest to the school receiving the higher priority. In the unlikely event of joint over subscription, having exhausted distance, random allocation will be used as the ultimate tiebreaker.

For applicants living in flats, the distance will be measured from the school's main entrance to the front door of the ground floor flat underneath the applicant's main residence. Where two or more pupils live at the same distance, the tie-breaker will be random allocation.

Please refer to the School's website for a detailed copy of the school's admission arrangements for children starting school for the first time in September 2026

Remember the closing date for applications is 15 January 2026

St Mary's Wavendon CE Primary School

Wafandun Lane, Milton Keynes, MK17 7AA

The catchment area - Wavendon Village, Woburn Sands and the new planned housing development of Eagle Farm.

Key Facts

Type of School	Academy
DfE number	8263058
Admission Authority	Inspiring Futures Through Learning
Age Range	3 - 11
Telephone	01908 582182
Email	admissions@stmaryswavendon.milton-keynes.sch.uk
Website	www.stmaryswavendon.milton-keynes.sch.uk
Places available in Year R for September 2026	60
Supplementary form required	No
Number of applications received for admission in September 2025	124
Places offered on national offer day 2025	60 - All applicants offered up to criterion 4 (in catchment)
Nursery class attached to school	Yes
Special provision	None
Wraparound care	Available from 7.30 am – 6pm for children aged 4 -11. Please contact school for more details. Children joining Reception class have an interim period before attending any school wraparound care.

Summary of oversubscription criteria

In the event that there are more applications than places available, applications will be ranked as follows:

1. Children who are looked after (LAC) and all previously looked after children (PLAC) including those children who appear (to the admission authority) to have been in state care outside of England and ceased to be in state care as a result of being adopted (IAPLAC).
2. Children eligible for the service premium¹
3. Siblings of children who are attending the school at the time allocations are made and are expected to be on roll at the school at the time of the proposed admission and the place of residence is within the catchment area of the school
4. The child's place of residence is within the catchment area of the school and there is no sibling
5. Siblings of children who are attending the school at the time allocations are made and are expected to be on roll at the school at the time of the proposed admission and the place of residence is outside of the catchment area of the school
6. Children of staff at the school where the member of staff has been employed at the school for two or more years at the time at which the application for admission to the school is made, and /or the member of staff is recruited to fill a vacant post for which there is a demonstrable skill shortage
7. "Distance" from the school to the place of residence

¹ The service premium is additional funding paid annually to schools under section 14 of the Education Act 2002 for the purpose of supporting the pastoral needs of the children of Armed Services personnel.

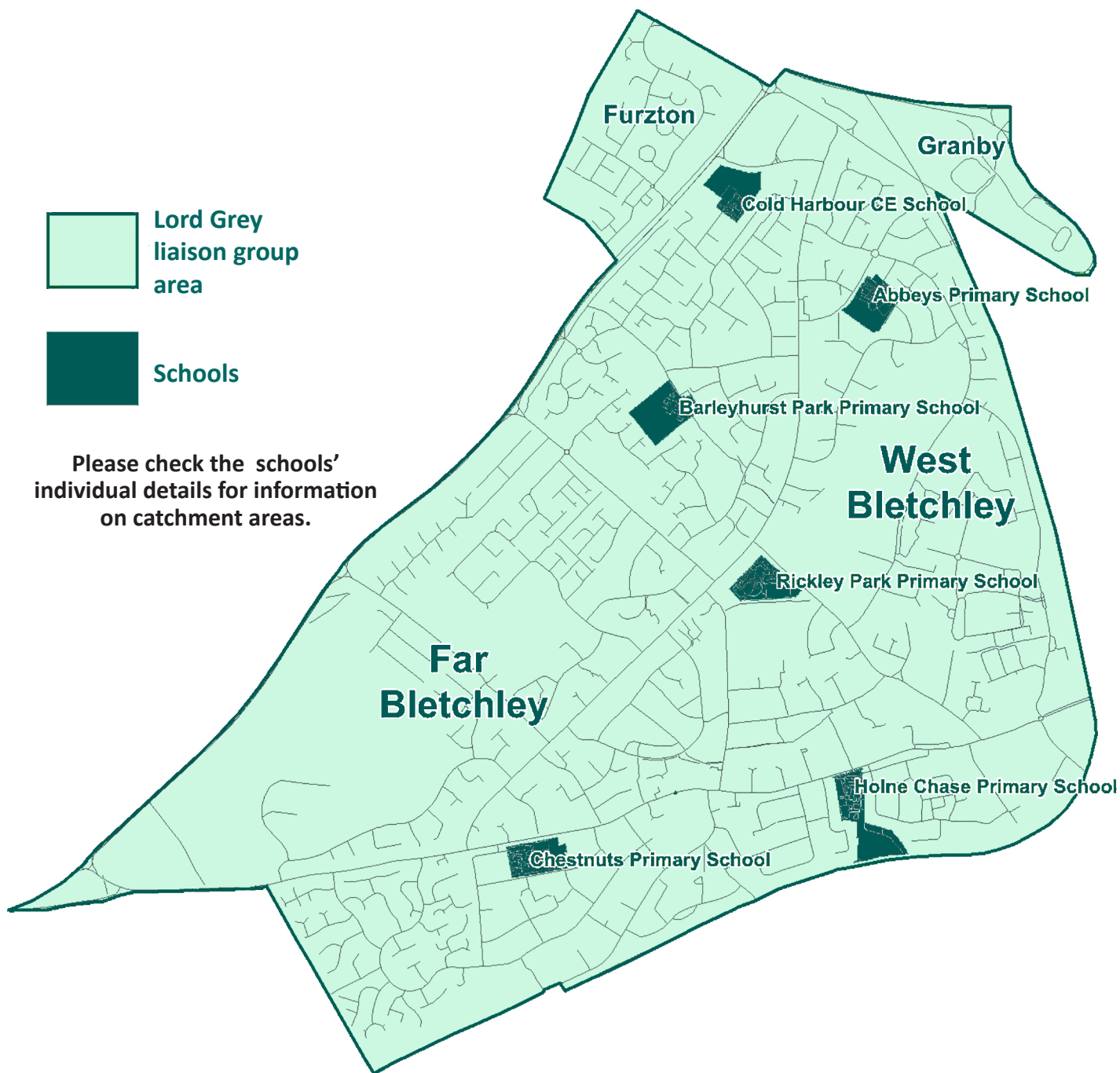
In the event of there being more applicants meeting any of the criteria above, places will be allocated in distance order using the distance between the child's normal home address and the school's main entrance, measured in a straight line, using the council's computerised measuring system with those living closest to the school receiving the higher priority. In the unlikely event of joint over subscription, having exhausted distance, random allocation will be used as the ultimate tie-breaker.

For applicants living in flats, the distance will be measured from the school's main entrance to the front door of the ground floor flat underneath the applicant's main residence. Where two or more pupils live at the same distance, the tie-breaker will be random allocation.

Please refer to the council's website for a detailed copy of the admission arrangements for children starting school for the first time in September 2026.

Remember the closing date for applications is 15 January 2026

Lord Grey Liaison Group primary school locations



Remember the closing date for applications is 15 January 2026

Lord Grey Liaison Group

Abbeys Primary School

Melrose Avenue, Bletchley, Milton Keynes, MK3 6PS

The catchment area is Granby and that area of Bletchley bounded by the railway line in the east, A5 to the north, Whaddon Way (even numbers only 300+ upwards), south by a line from Whaddon Way across to the railway line and including Westminster Drive, part of Whalley Drive and Sherwood Drive.

Key Facts

Type of School	Community
DfE number	8262348
Admission Authority	Milton Keynes City Council
Age Range	4 - 11
Telephone	01908 375230
Email	office@abbeyprimary.org
Website	www.abbeyprimary.org
Places available in Year R for September 2026	45
Supplementary form required	No
Number of applications received for admission in September 2025	96
Places offered on national offer day 2025	All applicants offered a place
Nursery class attached to school	No
Special provision	None
Wraparound care	Breakfast Club from 7.45am After School Provision from 3.15pm - 5pm or 3.15pm - 6pm

Summary of oversubscription criteria

In the event that there are more applications than places available, applications will be ranked as follows:

1. Children who are looked after (LAC) and all previously looked after children (PLAC) including those children who appear (to the admission authority) to have been in state care outside of England and ceased to be in state care as a result of being adopted (IAPLAC).
2. Children eligible for the service premium¹
3. Siblings of children who are attending the school at the time allocations are made and are expected to be on roll at the school at the time of the proposed admission and the place of residence is within the catchment area of the school
4. The child's place of residence is within the catchment area of the school and there is no sibling.
5. Siblings of children who are attending the school at the time allocations are made and are expected to be on roll at the school at the time of the proposed admission and the place of residence is outside of the catchment area of the school
6. Children of staff at the school where the member of staff has been employed at the school for two or more years at the time at which the application for admission to the school is made, and /or the member of staff is recruited to fill a vacant post for which there is a demonstrable skill shortage.
7. "Distance" from the school to the place of residence

¹The service premium is additional funding paid annually to schools under section 14 of the Education Act 2002 for the purpose of supporting the pastoral needs of the children of Armed Services personnel.

In the event of there being more applicants meeting any of the criteria above, places will be allocated in distance order using the distance between the child's normal home address and the school's main entrance, measured in a straight line, using the council's computerised measuring system with those living closest to the school receiving the higher priority. In the unlikely event of joint over subscription, having exhausted distance, random allocation will be used as the ultimate tie-breaker.

For applicants living in flats, the distance will be measured from the school's main entrance to the front door of the ground floor flat underneath the applicant's main residence. Where two or more pupils live at the same distance, the tie-breaker will be random allocation.

Please refer to the council's website for a detailed copy of the school's admission arrangements for children starting school for the first time in September 2026.

Remember the closing date for applications is 15 January 2026

Barleyhurst Park Primary School

Forfar Drive, Bletchley, Milton Keynes, MK3 7NA

The catchment area is the area of Bletchley bounded by Sutherland Grove (south eastern side to Kincardine Drive), Standing Way, Shenley Road (even numbers 88 upwards) and Whaddon Way (odd numbers 25 to 449).

Key Facts

Type of School	Community
DfE number	8262238
Admission Authority	Milton Keynes City Council
Age Range	4 - 11
Telephone	01908 378291
Email	office@barleyhurstpark.com
Website	www.barleyhurstpark.com
Places available in Year R for September 2026	30
Supplementary form required	No
Number of applications received for admission in September 2025	73
Number of places offered on national offer day 2025	All applicants offered a place plus additional children not allocated a preferred school
Nursery class attached to school	No
Special provision	None
Wraparound care	Breakfast Club available on site. Please see school website for more details.

Summary of oversubscription criteria

In the event that there are more applications than places available, applications will be ranked as follows:

1. Children who are looked after (LAC) and all previously looked after children (PLAC) including those children who appear (to the admission authority) to have been in state care outside of England and ceased to be in state care as a result of being adopted (IAPLAC).
2. Children eligible for the service premium¹
3. Siblings of children who are attending the school at the time allocations are made and are expected to be on roll at the school at the time of the proposed admission and the place of residence is within the catchment area of the school
4. The child's place of residence is within the catchment area of the school and there is no sibling.
5. Siblings of children who are attending the school at the time allocations are made and are expected to be on roll at the school at the time of the proposed admission and the place of residence is outside of the catchment area of the school
6. Children of staff at the school where the member of staff has been employed at the school for two or more years at the time at which the application for admission to the school is made, and /or the member of staff is recruited to fill a vacant post for which there is a demonstrable skill shortage
7. "Distance" from the school to the place of residence

¹ The service premium is additional funding paid annually to schools under section 14 of the Education Act 2002 for the purpose of supporting the pastoral needs of the children of Armed Services personnel.

In the event of there being more applicants meeting any of the criteria above, places will be allocated in distance order using the distance between the child's normal home address and the school's main entrance, measured in a straight line, using the council's computerised measuring system with those living closest to the school receiving the higher priority. In the unlikely event of joint over subscription, having exhausted distance, random allocation will be used as the ultimate tiebreaker.

For applicants living in flats, the distance will be measured from the school's main entrance to the front door of the ground floor flat underneath the applicant's main residence. Where two or more pupils live at the same distance, the tie-breaker will be random allocation.

Please refer to the council's website for a detailed copy of the school's admission arrangements for children starting school for the first time in September 2026.

Remember the closing date for applications is 15 January 2026

Chestnuts Primary School

Buckingham Road, Bletchley, Milton Keynes, MK3 5EN

The catchment area is The Saints, Castles and Racecourses estates part of Buckingham Road, Shenley Road, Whaddon Way and Tattenhoe Lane, southern area of Windmill Hill Drive which includes Ashridge Close, Birkdale Close, Carnoustie Grove, Formby Close, Hoylake Close, Prestwick Close, Temple Close, Turnberry Close, Wentworth Way and Windmill Hill Drive.

Key Facts

Type of School	Academy
DfE number	8262003
Admission Authority	The Board of Academy Directors
Age Range	4 - 11
Telephone	01908 373748
Email	office@chestnutsprimary.co.uk
Website	www.chestnutsprimaryschool.co.uk
Places available in Year R for September 2026	60
Supplementary form required	No
Number of applications received for admission in September 2025	88
Places offered on national offer day 2025	All applicants offered a place plus additional children not allocated a preferred school
Nursery class attached to school	No
Special provision	None
Wraparound care	Breakfast club available on site After School club available on site. Please see school website for more details.

Summary of oversubscription criteria

Children with an Education, Health and Care Plan naming Chestnuts Primary School will be given priority for admission at the normal transfer point at Reception.

In the event that there are more applications than places available, applications will be ranked as follows:

1. Children who are looked after (LAC) and all previously looked after children (PLAC) including those children who appear (to the admission authority) to have been in state care outside of England and ceased to be in state care as a result of being adopted (IAPLAC - Internationally adopted previously looked after children).
2. A sibling at the school who is expected to be on roll at the school at the time of admission of the younger sibling and the place of residence is within the catchment area of the school.
3. The child's place of residence is within the catchment area of the school and there is no sibling.
4. There is already a sibling at the school who is expected to be on roll at the school at the time of admission of the younger sibling and the place of residence is outside of the catchment area.
5. Distance from the school to the place of residence.

In the event of there being more applicants meeting any of the criteria above places will be allocated in distance order using the distance between the child's normal home address and the school's main entrance, measured in a straight line, using the council's computerised measuring system with those living closest to the school receiving the higher priority. In the unlikely event of joint over subscription, having exhausted distance, random allocation will be used as the ultimate tie-breaker.

For applicants living in flats, the distance will be measured from the school's main entrance to the front door of the ground floor flat underneath the applicant's main residence. Where two or more pupils live at the same distance, the tie-breaker will be random allocation.

Please refer to the council's website for a detailed copy of the school's admission arrangements for children starting school for the first time in September 2026.

Remember the closing date for applications is 15 January 2026

Cold Harbour C of E School

Highland Close, Bletchley, Milton Keynes, MK3 7PD

The catchment area is South eastern part of Furzton (up to Loughton Brook) plus the area of Bletchley bounded by Whaddon Way (odd numbers 451 to 473 inclusive) to Sutherland Grove, along Sutherland Grove (even numbers up to and including 100 only) and Kincardine Drive (northern side) to Standing Way including Denbigh Hall.

For children starting school for the first time and in years 1 and 2, south east Furzton is shared with Merebrook Infant School.

For children transferring into year 3 and in years 4, 5 and 6, south east Furzton is shared with Emerson Valley Junior School.

Key Facts

Type of School	Voluntary Controlled
DfE number	8263000
Admission Authority	Milton Keynes City Council
Age Range	4 - 11
Telephone	01908 270377
Email	office@coldharbour.milton-keynes.sch.uk
Website	www.coldharbourschool.org.uk
Places available in Year R for September 2026	30
Supplementary form required	No
Number of applications received for admission in September 2025	32
Places offered on national offer day 2025	All applicants offered a place
Nursery class attached to school	No
Special provision	None
Wraparound care	Breakfast Club available on site After School Club available on site Please see school website for more details

Summary of oversubscription criteria

In the event that there are more applications than places available, applications will be ranked as follows:

1. Children who are looked after (LAC) and all previously looked after children (PLAC) including those children who appear (to the admission authority) to have been in state care outside of England and ceased to be in state care as a result of being adopted (IAPLAC).
2. Children eligible for the service premium¹
3. Siblings of children who are attending the school at the time allocations are made and are expected to be on roll at the school at the time of the proposed admission and the place of residence is within the catchment area of the school.
4. The child's place of residence is within the catchment area of the school and there is no sibling.
5. Siblings of children who are attending the school at the time allocations are made and are expected to be on roll at the school at the time of the proposed admission and the place of residence is outside of the catchment area of the school.

6. Children of staff at the school where the member of staff has been employed at the school for two or more years at the time at which the application for admission to the school is made, and /or the member of staff is recruited to fill a vacant post for which there is a demonstrable skill shortage
7. “Distance” from the school to the place of residence

¹ The service premium is additional funding paid annually to schools under section 14 of the Education Act 2002 for the purpose of supporting the pastoral needs of the children of Armed Services personnel.

In the event of there being more applicants meeting any of the criteria above, places will be allocated in distance order using the distance between the child’s normal home address and the school’s main entrance, measured in a straight line, using the council’s computerised measuring system with those living closest to the school receiving the higher priority. In the unlikely event of joint over subscription, having exhausted distance, random allocation will be used as the ultimate tie-breaker.

For applicants living in flats, the distance will be measured from the school’s main entrance to the front door of the ground floor flat underneath the applicant’s main residence. Where two or more pupils live at the same distance, the tie-breaker will be random allocation.

Please refer to the council’s website for a detailed copy of the school’s admission arrangements for children starting school for the first time in September 2026.

Remember the closing date for applications is 15 January 2026

Holne Chase Primary School

Buckingham Road, Bletchley, Milton Keynes, MK3 5HP

The catchment area is the area of Bletchley bounded by the branch railway line to the south, Newton Road (odd numbers) and Shenley Road (even numbers 2-18) to the west, then along Church Green Road (even numbers) and Buckingham Road to the junction with the main railway line plus Bletchley Park which is shared with Rickley Park Primary School. This area includes Alford Place, Colossus Way, Enigma Place, Faulkner Drive, Hinsley Walk, Turing End, Turing Gate and Ultra Avenue.

Key Facts

Type of School	Academy
DfE number	8262031
Admission Authority	Preston Hedges Trust
Age Range	4 - 11
Telephone	01908 373640
Email	office@holnechase.org
Website	www.holnechase.com
Places available in Year R for September 2026	30
Supplementary form required	No
Number of applications received for admission in September 2025	87
Number of places offered on national offer day 2025	All applicants offered up to criterion 5 (Pupils of staff) and some applicants offered a place under criterion 6 (Distance) to a distance of 1.583 miles.
Nursery class attached to school	No
Special provision	None
Wraparound care	Breakfast and After School Club is available. Please see school website for more details.

Summary of oversubscription criteria

In the event that there are more applications than places available, applications will be ranked as follows:

1. Looked after children are children who, at the time of making an application to a school, are: In the care of a local authority, or being provided with accommodation by a local authority in exercise of its social services functions. Previously looked after children: Previously looked after children are children who were looked after, but ceased to be so because they: Were adopted under the Adoption Act 1976 or the Adoption and Children Act 2002, or became subject to a child arrangements order, or became subject to a special guardianship order. This includes children who appear (to the admission authority) to have been in state care outside of England and ceased to be in state care as a result of being adopted.
2. Siblings of children who are attending the school at the time allocations are made and are expected to be on roll at the school at the time of the proposed admission and the place of residence is within the catchment area of the school.
3. The child's place of residence is within the catchment area of the school and there is no sibling.
4. Siblings of children who are attending the school at the time allocations are made and are expected to be on roll at the school at the time of the proposed admission and the place of residence is outside of the catchment area of the school.

5. Pupils of qualified teaching staff where the member of staff has been employed at the school for two or more years, at the time at which the application for admission to the school is made and/or when a member of staff is recruited to fill a vacant post at the school for which there was a demonstratable skill shortage.
6. "Distance" from the school to the place of residence.
7. In the event of there being more applicants meeting any of the criteria above, places will be allocated in distance order using the distance between the child's normal home address and the school's main entrance, measured in a straight line, using the council's computerised measuring system with those living closest to the school receiving the higher priority. In the unlikely event of joint over subscription, having exhausted distance, random allocation will be used as the ultimate tie-breaker.
8. For applicants living in flats, the distance will be measured from the school's main entrance to the front door of the ground floor flat underneath the applicant's main residence. Where two or more pupils live at the same distance, the tiebreaker will be random allocation.

Please refer to the council's website for a detailed copy of the school's admission arrangements for children starting school for the first time in September 2026.

Remember the closing date for applications is 15 January 2026

Rickley Park Primary School

Rickley Lane, Bletchley, Milton Keynes, MK3 6EW

The catchment area is the housing area bounded by Shenley Road (odd numbers 101 upwards), Whaddon Way (79-249 odd numbers) and Tattenhoe Lane plus that area to the south east of Whaddon Way bounded by Shenley Road (even numbers 20-86), Church Green Road (odd numbers only), Rickley Lane and Whalley Drive up to and including Roche Gardens, Park Gardens and Elmers Park. North east area of Windmill Hill which includes Gleneagles Close, Hunstanton Way, Moor Park, Portrush Close, Sunningdale Way and Walton Heath and Bletchley Park which includes, Alford Place, Colossus Way, Enigma Place, Faulkner Drive, Hinsley Walk, Turing Gate and Ultra Avenue.

Key Facts

Type of School	Academy
DfE number	8265208
Admission Authority	The Board of Academy Directors
Age Range	4 - 11
Telephone	01908 372979
Email	office@rickleypark.co.uk
Website	www.rickleypark.co.uk
Places available in Year R for September 2026	60
Supplementary form required	No
Number of applications received for admission in September 2025	132
Number of places offered on national offer day 2025	All applicants offered a place up to criterion 4 (Outside of the defined area with a sibling) and some applicants offered under criterion 5 (Outside of the defined area) to a distance of 1.955 miles
Nursery class attached to school	No
Special provision	None
Wraparound care	Breakfast Club available on site After School Club available on site. Please see school website for more details.

Summary of oversubscription criteria

Children who have an Education, Health and Care Plan naming Rickley Park Primary School will be given priority for admission within the normal admission round.

Where there is over subscription the following criteria will be used to allocate places:

1. Children who are in care, including those who were previously in care, who immediately after being in care became subject to an adoption, or residence or special guardianship order within the last year. Children who are looked after (LAC) and all previously looked after children (PLAC) including those children who appear (to the admission authority) to have been in state care outside of England and ceased to be in state care as a result of being adopted (IAPLAC).
2. Children who live in the defined area and have a sibling on roll at the time of admission. Proof of residence may be required.
3. Children who live in the defined area served by the school. Proof of residence may be required.
4. Children who live outside the defined area and have a sibling on roll at the time of admission.

5. Children who live outside the defined area.

In the event of there being more applicants meeting any of the criteria above than available places, places will be allocated in distance order using the distance between the child's normal home address and the school's main entrance as measured in a straight line using the council's computerised measuring system with those living closest to the school receiving the higher priority.

Please refer to the school's website for a detailed copy of the school's admission arrangements for children starting school in 2026.

Remember the closing date for applications is 15 January 2026

Oakgrove Liaison Group primary school locations

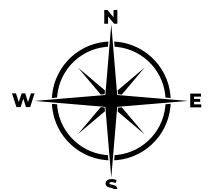


Oakgrove
liaison group
area



Schools

Please check the schools'
individual details for information
on catchment areas.



Remember the closing date for applications is 15 January 2026

Oakgrove Liaison Group

Broughton Fields Primary School

Milton Road, Broughton, Milton Keynes, MK10 9LS

The catchment area is Broughton west of Milton Road and south of Broughton Brook (Milton Road even house numbers to the south of Broughton Brook and all odd numbers), Atterbury and Broughton Village. Please refer to the 'My Mapping' tool on the council's website for further clarification at <https://mapping.miltonkeynes.gov.uk>

Key Facts

Type of School	Community
DfE number	8262017
Admission Authority	Milton Keynes City Council
Age Range	4 - 11
Telephone	01908 235994
Email	office@broughtonfieldsprimary.org.uk
Website	www.broughtonfieldsprimary.org.uk
Places available in Year R for September 2026	60
Supplementary form required	No
Number of applications received for admission in September 2025	128
Places offered on national offer day 2025	All applicants offered a place
Nursery class attached to school	No
Special provision	None
Wraparound care	Breakfast Club and After School Clubs available on site Please see school website for more details.

Summary of oversubscription criteria

In the event that there are more applications than places available, applications will be ranked as follows:

1. Children who are looked after (LAC) and all previously looked after children (PLAC) including those children who appear (to the admission authority) to have been in state care outside of England and ceased to be in state care as a result of being adopted (IAPLAC).
2. Children eligible for the service premium¹
3. Siblings of children who are attending the school at the time allocations are made and are expected to be on roll at the school at the time of the proposed admission and the place of residence is within the catchment area of the school
4. The child's place of residence is within the catchment area of the school and there is no sibling.
5. Siblings of children who are attending the school at the time allocations are made and are expected to be on roll at the school at the time of the proposed admission and the place of residence is outside of the catchment area of the school
6. Children of staff at the school where the member of staff has been employed at the school for two or more years at the time at which the application for admission to the school is made, and /or the member of staff is recruited to fill a vacant post for which there is a demonstrable skill shortage.

1. “Distance” from the school to the place of residence

¹ The service premium is additional funding paid annually to schools under Section 14 of the Education Act 2002 for the purposes of supporting the pastoral needs of the children of Armed Services personnel.

In the event of there being more applicants meeting any of the criteria above, places will be allocated in distance order using the distance between the child’s normal home address and the school’s main entrance, measured in a straight line, using the council’s computerised measuring system with those living closest to the school receiving the higher priority. In the unlikely event of joint over subscription, having exhausted distance, random allocation will be used as the ultimate tie-breaker.

For applicants living in flats, the distance will be measured from the school’s main entrance to the front door of the ground floor flat underneath the applicant’s main residence. Where two or more pupils live at the same distance, the tie-breaker will be random allocation.

Please refer to the council’s website for a detailed copy of the school’s admission arrangements for children starting school for the first time in September 2026.

Remember the closing date for applications is 15 January 2026

Middleton Primary School

Noon Layer Drive, Middleton, Milton Keynes, MK10 9EN

The defined area number 1 for the school is: Middleton including Milton Keynes Village.

The defined area number 2 for the school is: Oakgrove, Monkston and Monkston Park.

Key Facts

Type of School	Academy
DfE number	8262016
Admission Authority	Kingsbridge Educational Trust Board of Directors
Age Range	4 - 11
Telephone	01908 604851
Email	office@middletonschool.org
Website	www.middletonschool.org
Places available in Year R for September 2026	90
Supplementary form required	No
Number of applications received for admission in September 2025	355
Number of places offered on national offer day 2025	90 - All applicants offered up to criterion 7 (Children who live outside of the defined area and have a sibling in attendance) and some allocated under criterion 8(children who live outside of the defined areas) up to a distance of 1.126 miles
Nursery class attached to school	No
Special provision	None
Wraparound care	Breakfast Club and After School Clubs available on site Please see school website for more details.

Summary of oversubscription criteria

Children who have an Education, Health and Care Plan will be admitted as required by law and will count towards the planned admission number. If the school is oversubscribed, the following criteria will be applied in the order set out below to decide which applicants will be admitted:

1. Children who are looked after (LAC) and all previously looked after children (PLAC) including those children who appear (to the admission authority) to have been in state care outside of England and ceased to be in state care as a result of being adopted (IAPLAC - Internationally adopted previously looked after children).
2. Children who live in defined area and will have a sibling attending the school at the time of application with a reasonable expectation that the sibling will be attending at the start of the new academic year of proposed admission.
3. Children who live in defined area.
4. Children who live outside the defined area served by the School and will have a sibling attending the School at the time of application with a reasonable expectation that the sibling will be attending at the start of the new academic year of proposed admission.
5. Children who live outside the defined area served by the School.

In the event of there being more applicants meeting any of the above criteria than places available, distance between the child's normal home address and the school's main entrance will be used as a tiebreaker, with those living nearest being given priority. Distance from the School is measured from the main entrance to the

front door of the applicant's residence in a straight line using a computerised measuring system.

For applicants living in flats, the distance will be measured from the school's main entrance to the front door of the ground floor flat underneath the applicant's residence with priority given to the lower flat door number if there is more than one applicant from a block of flats. In the event that there are two residences at the same distance and it is not possible to distinguish between them, then random allocation will be used to determine priority. Where random allocation is used, it will be independently supervised.

Please refer to the School's website for a detailed copy of the school's admission arrangements for children starting school for the first time in September 2026.

Remember the closing date for applications is 15 January 2026

Monkston Primary School

Wadhurst Lane, Monkston, Milton Keynes, MK10 9LA

The defined area is Kingston, Monkston and Monkston Park.

Key Facts

Type of School	Academy
DfE number	8262008
Admission Authority	Kingsbridge Educational Trust Board of Directors
Age Range	4 - 11
Telephone	01908 671034
Email	office@monkston.org
Website	www.monkston.org
Places available in Year R for September 2026	60
Supplementary form required	No
Number of applications received for admission in September 2025	180
Number of places offered on national offer day 2025	All applicants offered a place
Nursery class attached to school	No
Special provision	None
Wraparound care	Breakfast Club and After School Club available on site Please see school website for more details.

Summary of oversubscription criteria

Children who have an Education, Health and Care Plan will be admitted as required by law and will count towards the planned admission number. If the school is oversubscribed, the following criteria will be applied in the order set out below to decide which applicants will be admitted:

1. Children who are looked after (LAC) and all previously looked after children (PLAC) including those children who appear (to the admission authority) to have been in state care outside of England and ceased to be in state care as a result of being adopted (IAPLAC - Internationally adopted previously looked after children).
2. Children who live in defined area and will have a sibling attending the school at the time of application with a reasonable expectation that the sibling will be attending at the start of the new academic year of proposed admission.
3. Children who live in defined area.
4. Children who live outside the defined area served by the School and will have a sibling attending the School at the time of application with a reasonable expectation that the sibling will be attending at the start of the new academic year of proposed admission.
5. Children who live outside the defined area served by the School.

In the event of there being more applicants meeting any of the above criteria than places available, distance between the child's normal home address and the school's main entrance will be used as a tiebreaker, with those living nearest being given priority. Distance from the School is measured from the main entrance to the front door of the applicant's residence in a straight line using a computerised measuring system.

For applicants living in flats, the distance will be measured from the school's main entrance to the front door of the ground floor flat underneath the applicant's residence with priority given to the lower flat door number if there is more than one applicant from a block of flats. In the event that there are two residences at the same distance and it is not possible to distinguish between them, then random allocation will be used to determine priority. Where random allocation is used, it will be independently supervised.

Please refer to the School's website for a detailed copy of the school's admission arrangements for children starting school for the first time in September 2026.

Remember the closing date for applications is 15 January 2026

Oakgrove School, Primary and Nursery

Atlas Way, Oakgrove, Milton Keynes, MK10 9SG

Oakgrove is an all-through school offering educational provision from Reception to year 13. The defined area is Oakgrove. Key Facts

Type of School	Academy
DfE number	8264703
Admission Authority	Kingsbridge Educational Trust Board of Directors
Age Range	3 - 19
Telephone	01908 545300
Email	primary@oakgrove.school
Website	www.oakgrove.school
Places available in Year R for September 2026	90
Supplementary form required	No
Number of applications received for admission in September 2025	282
Number of places offered on national offer day 2025	Children who live in Oakgrove Primary School's defined area .
Nursery class attached to school	No
Special provision	None
Wraparound care	Breakfast Club and After School Clubs available on site Please see school website for more details.

Summary of oversubscription criteria

Children who have a statement of special educational needs or Education, Health and Care Plan which names the School will be admitted and will count towards the planned admission number.

If the School is oversubscribed, after the admission of pupils with a Statement of Educational Need or an Education, Health and Care Plan where the School is named in the statement or plan, priority for admission will be given to those children who meet the criteria set out below, in order:

1. Children who are looked after (LAC) and all previously looked after children (PLAC) including those children who appear (to the admission authority) to have been in state care outside of England and ceased to be in state care as a result of being adopted (IAPLAC - Internationally adopted previously looked after children).
2. Children who live in Oakgrove Primary School's defined area number 1 and will have a sibling attending Oakgrove School** at the time of application with a reasonable expectation that the sibling will be attending at the start of the new academic year of proposed admission.
3. (a) Children of staff who have been employed at Oakgrove School** for two or more years at the time at which the application for admission to the school is made, and/or

(b) Children of staff who are recruited to fill a vacant post at Oakgrove School** for which there is a demonstrable skill shortage. It is at the absolute discretion of the Chair of the School's Finance & Personnel Committee to determine when there is a demonstrable skill shortage.
4. Children who live in Oakgrove Primary School's defined area .

5. Children who live in Oakgrove School's secondary school defined area, not already specified under Oakgrove Primary School's defined area , and will have a sibling attending Oakgrove School** at the time of application with a reasonable expectation that the sibling will be attending at the start of the new academic year of proposed admission.
6. Children who live in Oakgrove School's secondary school defined area not already specified in Oakgrove Primary School's defined area.
7. Children who live outside Oakgrove School's secondary school defined area and will have a sibling attending Oakgrove School** at the time of application with a reasonable expectation that the sibling will be attending at the start of the new academic year of proposed admission.
8. All other children.

** Where reference is made to Oakgrove School, this refers to Oakgrove School including both primary and secondary school age children, i.e. from Year R to Year 13.

In the event of there being more applicants meeting any of the above criteria then remaining places available, distance between the applicant's principal residence and Oakgrove Primary School will be used as a tiebreaker, with those living nearest being given priority. Distance from the school is measured from the main entrance of Oakgrove Primary School to the front door of the applicant's residence in a straight line using a computerised measuring system.

For applicants living in flats, the distance will be measured from Oakgrove Primary School's main entrance to the front door of the ground floor flat underneath the applicant's residence. Priority will be given to the lower flat door number if there is more than one applicant from a block of flats. In the event that there are two residences at the same distance and it is not possible to distinguish between them, then random allocation will be used to determine priority. Where random allocation is used, it will be independently supervised by a person not connected with the School.

Please refer to the school's website for a detailed copy of the school's admission arrangements for children starting school for the first time in September 2026.

Remember the closing date for applications is 15 January 2026

E-Act Ousedale Liaison Group primary school locations



Please check the schools' individual details for information on catchment areas.

Remember the closing date for applications is 15 January 2026

E-Act Ousedale Liaison Group

Cedars Primary School

Bury Street, Newport Pagnell, Milton Keynes, MK16 0DT

The catchment area is that part of Newport Pagnell bounded on the west by M1 motorway; on north by Wolverton Road (even numbers) to a line drawn through Westbury playing field to include Park Avenue and Lakes Lane; on east by River Lovat and on south by a line drawn along Annesley Road, Broad Street and including Green Farm Road down to Marsh End Road and a line drawn across to the river, also the villages of Astwood, Chicheley, Hardmead and Lathbury

Key Facts

Type of School	Community
DfE number	8262346
Admission Authority	Milton Keynes City Council
Age Range	3 - 11
Telephone	01908 610561
Email	office@cedars.milton-keynes.sch.uk
Website	www.cedars.milton-keynes.sch.uk
Places available in Year R for September 2026	30
Supplementary form required	No
Number of applications received for admission in September 2025	90
Places offered on national offer day 2025	All applicants offered a place
Nursery class attached to school	No
Special provision	None
Wraparound care	Cedars Breakfast Club and After School Club available on site Cedars wraparound care for Nursery aged children available on site Please see school website for more details

Summary of oversubscription criteria

In the event that there are more applications than places available, applications will be ranked as follows:

1. Children who are looked after (LAC) and all previously looked after children (PLAC) including those children who appear (to the admission authority) to have been in state care outside of England and ceased to be in state care as a result of being adopted (IAPLAC).
2. Children eligible for the service premium¹
3. Siblings of children who are attending the school at the time allocations are made and are expected to be on roll at the school at the time of the proposed admission and the place of residence is within the catchment area of the school
4. The child's place of residence is within the catchment area of the school and there is no sibling
5. Siblings of children who are attending the school at the time allocations are made and are expected to be on roll at the school at the time of the proposed admission and the place of residence is outside of the catchment area of the school.

6. Children of staff at the school where the member of staff has been employed at the school for two or more years at the time at which the application for admission to the school is made, and /or the member of staff is recruited to fill a vacant post for which there is a demonstrable skill shortage
7. “Distance” from the school to the place of residence

¹ The service premium is additional funding paid annually to schools under Section 14 of the Education Act 2002 for the purposes of supporting the pastoral needs of the children of Armed Services personnel.

In the event of there being more applicants meeting any of the criteria above places will be allocated in distance order using the distance between the child’s normal home address and the school’s main entrance, measured in a straight line, using the council’s computerised measuring system with those living closest to the school receiving the higher priority. In the unlikely event of joint over subscription, having exhausted distance, random allocation will be used as the ultimate tie-breaker.

For applicants living in flats, the distance will be measured from the school’s main entrance to the front door of the ground floor flat underneath the applicant’s main residence. Where two or more pupils live at the same distance, the tie-breaker will be random allocation.

Please refer to the council’s website for a detailed copy of the school’s admission arrangements for children starting school for the first time in September 2026.

Remember the closing date for applications is 15 January 2026

Green Park School

Green Park Drive, Newport Pagnell, Milton Keynes, MK16 ONH

The catchment area is the Green Park Estate and that area of Newport Pagnell bounded on the north by (but not including) Annesley Road, on the west by M1 motorway, on the east by Green Park Estate and in the south by the A422

Key Facts

Type of School	Foundation
DfE number	8262337
Admission Authority	The Governing Body
Age Range	4 - 11
Telephone	01908 216389
Email	office@greenparksch.org.uk
Website	www.greenpark.milton-keynes.sch.uk
Places available in Year R for September 2026	45
Supplementary form required	No
Number of applications received for admission in September 2025	106
Number of places offered on national offer day 2025	All applicants offered a place
Nursery class attached to school	No
Special provision	None
Wraparound care	Breakfast club and after school club. Please see the school website for more information.

Summary of oversubscription criteria

Children who have an Education, Health and Care Plan naming Green Park School will be given priority for admission within the normal admission round.

In the event that there being greater demand for admission than there are places available, places will be allocated in the following order:

1. Children who are looked after (LAC) and all previously looked after children (PLAC) including those children who appear (to the admission authority) to have been in state care outside of England and ceased to be in state care as a result of being adopted (IAPLAC).
2. Children who live in the defined area with siblings attending the school at the time of admission.
3. Pupils living in the defined area.
4. Pupils living outside the defined area with siblings attending the school at the time of admission.
5. Pupils who live outside of the defined area.

In the event of over subscription within any of the above categories, proximity to the school will be used as a tie-breaker. Distances will be measured in a straight line using the council's computerised measuring system with those living closest to the school receiving the higher priority

Please refer to the school's website for a detailed copy of the admission arrangements for children starting school for the first time in September 2026.

Remember the closing date for applications is 15 January 2026

Lavendon School

High Street, Lavendon, Olney, Bucks, MK46 4HA

The catchment area is Lavendon.

Key Facts

Type of School	Academy
DfE number	8262067
Admission Authority	Inspiring Futures through Learning Multi Academy Trust (IFtL)
Age Range	4 - 11
Telephone	01234 712680
Email	office@lavendonschool.co.uk
Website	www.lavendonschoolmk.co.uk
Places available in Year R for September 2026	20
Supplementary form required	No
Number of applications received for admission in September 2025	63
Number of places offered on national offer day 2025	All applicants offered up to criterion 4 (in catchment)
Nursery class attached to school	No
Special provision	None
Wraparound care	Breakfast Club available on site After School Club available on site. Please see school website for more details.

Summary of oversubscription criteria

In the event that there are more applications than places available, applications will be ranked as follows:

1. Children who are looked after (LAC) and all previously looked after children (PLAC) including those children who appear (to the admission authority) to have been in state care outside of England and ceased to be in state care as a result of being adopted (IAPLAC).
2. Siblings of children who are attending the school at the time allocations are made and are expected to be on roll at the school at the time of the proposed admission and the place of residence is within the catchment area of the school
3. The child's place of residence is within the catchment area of the school and there is no sibling
4. Siblings of children who are attending the school at the time allocations are made and are expected to be on roll at the school at the time of the proposed admission and the place of residence is outside of the catchment area of the school
5. Children of staff at the school where the member of staff has been employed at the school for two or more years at the time at which the application for admission to the school is made, and /or the member of staff is recruited to fill a vacant post for which there is a demonstrable skill shortage
6. "Distance" from the school to the place of residence

In the event of there being more applicants meeting any of the criteria above, places will be allocated in distance order using the distance between the child's normal home address and the school's main entrance, measured in a straight line, using the council's computerised measuring system with those living closest to the school receiving the higher priority. In the unlikely event of joint over subscription, having exhausted distance, random allocation will be used as the ultimate tie-breaker.

For applicants living in flats, the distance will be measured from the school's main entrance to the front door of the ground floor flat underneath the applicant's main residence. Where two or more pupils live at the same distance, the tie-breaker will be random allocation.

Please refer to the council's website for a detailed copy of the school's admission arrangements for children starting school for the first time in September 2026.

Remember the closing date for applications is 15 January 2026

Newton Blossomville C of E School

Newton Blossomville, Turvey, Beds, MK43 8AL

The catchment area is Newton Blossomville, Cold Brayfield and surrounding area.

Option area: Clifton Reynes (in preference to Olney Infant Academy) but transport provided by parents.

Key Facts

Type of School	Voluntary Controlled
DfE number	8263003
Admission Authority	Milton Keynes City Council
Age Range	4 - 7
Telephone	01234 881294
Email	office@newtonblossomvilleschool.co.uk
Website	www.newtonblossomvilleschool.org.uk
Places available in Year R for September 2026	8
Supplementary form required	No
Number of applications received for admission in September 2025	20
Number of places offered on national offer day 2025	All applicants offered a place
Nursery class attached to school	No
Special provision	None
Wraparound care	Please see school website for more details.

Summary of oversubscription criteria

In the event that there are more applications than places available, applications will be ranked as follows:

1. Children who are looked after (LAC) and all previously looked after children (PLAC) including those children who appear (to the admission authority) to have been in state care outside of England and ceased to be in state care as a result of being adopted (IAPLAC).
2. Children eligible for the service premium¹
3. Siblings of children who are attending the school at the time allocations are made and are expected to be on roll at the school at the time of the proposed admission and the place of residence is within the catchment area of the school
4. The child's place of residence is within the catchment area of the school and there is no sibling
5. Siblings of children who are attending the school at the time allocations are made and are expected to be on roll at the school at the time of the proposed admission and the place of residence is outside of the catchment area of the school
6. Children of staff at the school where the member of staff has been employed at the school for two or more years at the time at which the application for admission to the school is made, and /or the member of staff is recruited to fill a vacant post for which there is a demonstrable skill shortage
7. "Distance" from the school to the place of residence

¹ The service premium is additional funding paid annually to schools under Section 14 of the Education Act 2002 for the purposes of supporting the pastoral needs of the children of Armed Services personnel.

In the event of there being more applicants meeting any of the criteria above, places will be allocated in distance order using the distance between the child's normal home address and the school's main entrance, measured in a straight line, using the council's computerised measuring system with those living closest to the school receiving the higher priority. In the unlikely event of joint over subscription, having exhausted distance, random allocation will be used as the ultimate tie-breaker.

For applicants living in flats, the distance will be measured from the school's main entrance to the front door of the ground floor flat underneath the applicant's main residence. Where two or more pupils live at the same distance, the tie-breaker will be random allocation.

Please refer to the council's website for a detailed copy of the school's admission arrangements for children starting school for the first time in September 2026.

Remember the closing date for applications is 15 January 2026

North Crawley C of E School

North Crawley, Newport Pagnell, Bucks, MK16 9LL

The catchment area is North Crawley and Little Crawley.

Key Facts

Type of School	Voluntary Controlled
DfE number	8263004
Admission Authority	Milton Keynes City Council
Age Range	4 - 7
Telephone	01234 391282
Email	office@northcrawleyschool.co.uk
Website	www.northcrawley.milton-keynes.sch.uk
Places available in Year R for September 2026	15
Supplementary form required	No
Number of applications received for admission in September 2025	26
Places offered on national offer day 2025	All applicants offered a place
Nursery class attached to school	No
Special provision	None
Wraparound care	Yes

Summary of oversubscription criteria

In the event that there are more applications than places available, applications will be ranked as follows:

1. Children who are looked after (LAC) and all previously looked after children (PLAC) including those children who appear (to the admission authority) to have been in state care outside of England and ceased to be in state care as a result of being adopted (IAPLAC).
2. Children eligible for the service premium¹
3. Siblings of children who are attending the school at the time allocations are made and are expected to be on roll at the school at the time of the proposed admission and the place of residence is within the catchment area of the school
4. The child's place of residence is within the catchment area of the school and there is no sibling
5. Siblings of children who are attending the school at the time allocations are made and are expected to be on roll at the school at the time of the proposed admission and the place of residence is outside of the catchment area of the school
6. Children of staff at the school where the member of staff has been employed at the school for two or more years at the time at which the application for admission to the school is made, and /or the member of staff is recruited to fill a vacant post for which there is a demonstrable skill shortage
7. "Distance" from the school to the place of residence.

¹ The service premium is additional funding paid annually to schools under Section 14 of the Education Act 2002 for the purposes of supporting the pastoral needs of the children of Armed Services personnel.

In the event of there being more applicants meeting any of the criteria above, places will be allocated in distance order using the distance between the child's normal home address and the school's main entrance, measured in a straight line, using the council's computerised measuring system with those living closest to the school receiving the higher priority. In the unlikely event of joint over subscription, having exhausted distance, random allocation will be used as the ultimate tie-breaker.

For applicants living in flats, the distance will be measured from the school's main entrance to the front door of the ground floor flat underneath the applicant's main residence. Where two or more pupils live at the same distance, the tie-breaker will be random allocation

Please refer to the council's website for a detailed copy of the school's admission arrangements for children starting school for the first time in September 2026.

Remember the closing date for applications is 15 January 2026

Olney Infant Academy

Spinney Hill Road, Olney, Bucks, MK46 5AD

The catchment area is Clifton Reynes, Emberton, Filgrave, Olney, Petsoe, Ravenstone, Tyringham, Warrington and Weston Underwood.

Key Facts

Type of School	Academy
DfE number	8262082
Admission Authority	The Board of Academy Directors
Age Range	4 - 7
Telephone	01234 711388
Email	admissions@olneyinfant.co.uk
Website	www.olneyinfantacademy.co.uk
Places available in Year R for September 2026	90
Supplementary form required	No
Number of applications received for admission in September 2025	115
Number of places offered on national offer day 2025	All applicants offered a place
Nursery class attached to school	No
Special provision	None
Wraparound care	Breakfast Club available on site After School Club available on site Please see school website for more details

Summary of oversubscription criteria

Following the allocation of places to pupils who have an Education, Health and Care Plan which names the school as appropriate provision, when there are more applications for places than there are places available, priority will be given in the following order:

1. Children who are looked after (LAC) and all previously looked after children (PLAC) including those children who appear (to the admission authority) to have been in state care outside of England and ceased to be in state care as a result of being adopted (IAPLAC)
2. Children living in our reserved area who will have a sibling still at the school at the time of admission of the other child.
3. Children living in our reserved area who have siblings attending Olney Middle School at the time of entry of the younger child.
4. Other children living in our reserved area.
5. Children living outside the reserved area who will have a sibling still at the school at the time of admission of the other child.
6. Children living outside the reserved area who have siblings attending Olney Middle School at the time of entry of the younger child.
7. Other children living outside the reserved area.

Where there are more applications than places available, the deciding factor will be distance from the school as measured from the front door of the child's home address to the main school gate. This tie-break applies to all criteria and is measured using a straight line principle.

Please refer to the school's website for a detailed copy of the school's admission arrangements for children starting school for the first time in September 2026.

Remember the closing date for applications is 15 January 2026

Olney Middle School

Yardley Road, Olney, Bucks, MK46 5DZ

The catchment area is Clifton Reynes, Cold Brayfield, Emberton, Filgrave, Newton Blossomville, Olney, Petsoe, Ravenstone, Tyringham, Warrington and Weston Underwood.

Key Facts

Type of School	Academy
DfE number	8262281
Admission Authority	The Governing Body
Age Range	7 - 11
Telephone	01234 711323
Email	office@olneymiddle.milton-keynes.sch.uk
Website	www.olneymiddle.milton-keynes.sch.uk
Places available in Year R for September 2026	108
Supplementary form required	No
Number of applications received for admission in September 2025	93
Number of places offered on national offer day 2025	All applicants offered a place
Special provision	None
Wraparound care	Breakfast Club available on site After School Club available on site. Please see school website for more details.

Summary of oversubscription criteria

Where there are more applications than places, places will be allocated as follows:

1. Children who are looked after (LAC) and all previously looked after children (PLAC) including those children who appear (to the admission authority) to have been in state care outside of England and ceased to be in state care as a result of being adopted (IAPLAC).
2. Pupils who live in the defined catchment area of the school and resident in the following parishes: Clifton Reynes, Cold Brayfield, Emberton, Filgrave, Newton Blossomville, Olney, Petsoe, Ravenstone, Tyringham, Warrington, Weston Underwood.
3. Any pupil attending the school's feeder infant schools as defined within the MK LA that is: Olney Infant Academy, Newton Blossomville Infant School, Emberton School, Sherington CE School, North Crawley CE School and Stoke Goldington CE First School.
4. Siblings.
5. On medical grounds.
6. Any other children.

In any situation where the application of the above criteria results in there being more children with an equal right to admission to the school than the number of available places, the tie break will be the distance the pupil lives from the school. Pupils living closest to the school will be afforded priority.

Please refer to the school's website for a detailed copy of the school's admission arrangements for children transferring at the end of year 2 in September 2026.

Remember the closing date for applications is 15 January 2026

Portfields School

Westbury Lane, Newport Pagnell, Milton Keynes, MK16 8PS

The catchment area is the area north of and including Wolverton Road (odd numbers) and Miles Close, east of M1 motorway, west of Westbury playing fields

Key Facts

Type of School	Foundation
DfE number	8262002
Admission Authority	The Governing Body
Age Range	4 - 11
Telephone	01908 616060
Email	admin@portfields.org
Website	www.portfieldsprimaryschool.org
Places available in Year R for September 2026	100
Supplementary form required	No
Number of applications received for admission in September 2025	129
Number of places offered on national offer day 2025	All applicants offered a place
Nursery class attached to school	No
Special provision	None
Wraparound care	Breakfast Club available on site After School Club available on site Please see school website for more details

Summary of oversubscription criteria

Where there are more applications than places, places will be allocated as follows:

1. Looked after children (LAC), previously looked after children (PLAC) and internationally adopted previously looked after children (IAPLAC).
2. Pupils living in the defined area with siblings attending the school at time of admission.
3. Pupils living in the defined area.
4. Pupils living outside the defined area with siblings attending the school at time of admission.
5. Pupils who live outside the defined area.

In the event of over subscription within any of the above categories proximity to the school will be used as the tiebreaker. Distances will be measured in a straight line using

Please refer to the school's website for a detailed copy of the school's admission arrangements for children starting school for the first time in September 2026.

Remember the closing date for applications is 15 January 2026

Sherington CE School

School Lane, Sherington, Bucks, MK16 9NF

The catchment area is Sherington Village

Key Facts

Type of School	Voluntary Controlled
DfE number	8263005
Admission Authority	Milton Keynes City Council
Age Range	4 - 7
Telephone	01908 218247
Email	office@sheringtonschool.co.uk
Website	www.sheringtonceschool.co.uk
Places available in Year R for September 2026	10
Supplementary form required	No
Number of applications received for admission in September 2025	20
Places offered on national offer day 2025	All applicants offered a place
Nursery class attached to school	No
Special provision	None
Wraparound care	Yes

Summary of oversubscription criteria

In the event that there are more applications than places available, applications will be ranked as follows:

1. Children who are looked after (LAC) and all previously looked after children (PLAC) including those children who appear (to the admission authority) to have been in state care outside of England and ceased to be in state care as a result of being adopted (IAPLAC).
2. Children eligible for the service premium¹
3. Siblings of children who are attending the school at the time allocations are made and are expected to be on roll at the school at the time of the proposed admission and the place of residence is within the catchment area of the school
4. The child's place of residence is within the catchment area of the school and there is no sibling
5. Siblings of children who are attending the school at the time allocations are made and are expected to be on roll at the school at the time of the proposed admission and the place of residence is outside of the catchment area of the school
6. Children of staff at the school where the member of staff has been employed at the school for two or more years at the time at which the application for admission to the school is made, and /or the member of staff is recruited to fill a vacant post for which there is a demonstrable skill shortage
7. "Distance" from the school to the place of residence

¹ The service premium is additional funding paid annually to schools under Section 14 of the Education Act 2002 for the purposes of supporting the pastoral needs of the children of Armed Services personnel.

In the event of there being more applicants meeting any of the criteria above, places will be allocated in distance order using the distance between the child's normal home address and the school's main entrance, measured in a straight line, using the council's computerised measuring system with those living closest to the school receiving the higher priority. In the unlikely event of joint over subscription, having exhausted distance, random allocation will be used as the ultimate tie-breaker.

For applicants living in flats, the distance will be measured from the school's main entrance to the front door of the ground floor flat underneath the applicant's main residence. Where two or more pupils live at the same distance, the tie-breaker will be random allocation.

Please refer to the council's website for a detailed copy of the school's admission arrangements for children starting school for the first time in September 2026.

Remember the closing date for applications is 15 January 2026

Stoke Goldington CE First School

Stoke Goldington, Bucks, MK16 8NP

The catchment area is Gayhurst and Stoke Goldington.

Key Facts

Type of School	Voluntary Controlled
DfE number	8263006
Admission Authority	Milton Keynes City Council
Age Range	4 - 7
Telephone	01908 551253
Email	office@stokegoldingtonschool.co.uk
Website	www.stokegoldington.milton-keynes.sch.uk
Places available in Year R for September 2026	10
Supplementary form required	No
Number of applications received for admission in September 2025	21
Places offered on national offer day 2025	All applicants offered a place
Nursery class attached to school	No
Special provision	None
Wraparound care	No provision

Summary of oversubscription criteria

In the event that there are more applications than places available, applications will be ranked as follows:

1. Children who are looked after (LAC) and all previously looked after children (PLAC) including those children who appear (to the admission authority) to have been in state care outside of England and ceased to be in state care as a result of being adopted (IAPLAC).
2. Children eligible for the service premium¹
3. Siblings of children who are attending the school at the time allocations are made and are expected to be on roll at the school at the time of the proposed admission and the place of residence is within the catchment area of the school
4. The child's place of residence is within the catchment area of the school and there is no sibling
5. Siblings of children who are attending the school at the time allocations are made and are expected to be on roll at the school at the time of the proposed admission and the place of residence is outside of the catchment area of the school
6. Children of staff at the school where the member of staff has been employed at the school for two or more years at the time at which the application for admission to the school is made, and /or the member of staff is recruited to fill a vacant post for which there is a demonstrable skill shortage
7. "Distance" from the school to the place of residence.

¹ The service premium is additional funding paid annually to schools under Section 14 of the Education Act 2002 for the purposes of supporting the pastoral needs of the children of Armed Services personnel.

In the event of there being more applicants meeting any of the criteria above, places will be allocated in distance order using the distance between the child's normal home address and the school's main entrance, measured in a straight line, using the council's computerised measuring system with those living closest to the school receiving the higher priority. In the unlikely event of joint over subscription, having exhausted distance, random allocation will be used as the ultimate tie-breaker.

For applicants living in flats, the distance will be measured from the school's main entrance to the front door of the ground floor flat underneath the applicant's main residence. Where two or more pupils live at the same distance, the tie-breaker will be random allocation.

Please refer to the council's website for a detailed copy of the school's admission arrangements for children starting school for the first time in September 2026.

Remember the closing date for applications is 15 January 2026

Tickford Park Primary School

Avon Close, Newport Pagnell, Milton Keynes, MK16 9DH

The catchment area is Newport Pagnell east of the River Ousel/Lovat, bounded on the west by Marsh End Road and the village of Moulsoe.

For pupils transferring at the end of year 2, the villages of North Crawley, Sherington, Stoke Goldington and Gayhurst.

Key Facts

Type of School	Academy
DfE number	8263389
Admission Authority	Local Academy Committee
Age Range	4 - 7
Telephone	01908 610431
Email	office@tickfordpark.org.uk
Website	www.tickfordpark.uk
Places available in Year R for September 2026	50
Places available in Year 3 for September 2026	16
Supplementary form required	No
Number of applications received for admission in September 2025 for Year R	89
Number of applications received for admission in September 2025 for Year 3	23
Places offered on national offer day 2025	YR -All applicants offered a place Y3 - All applicants offered a place
Nursery class attached to school	No
Special provision	None
Wraparound care	Breakfast Club available on site After School Club available on site. Please see school website for more details.

Summary of oversubscription criteria

Children with an Education, Health and Care Plan (EHC) naming Tickford Park School will be given priority for admission within the normal admission round.

In the event of there being greater demand for admission than there are places available, places will be allocated in the following priority order:

1. Children who are looked after (LAC) and all previously looked after children (PLAC) including those children who appear (to the admission authority) to have been in state care outside of England and ceased to be in state care as a result of being adopted (IAPLAC).
2. Children who live in the defined area normally served by the school and who have a sibling who will be in attendance at the time of admission. Proof of residence may be required.
3. Children of staff at the school. Where a member of staff has been employed at the school for two or more years at the time at which the application for admission to the school is made, and/or the member of staff is recruited to fill a vacant post for which there is a demonstrable skill shortage.

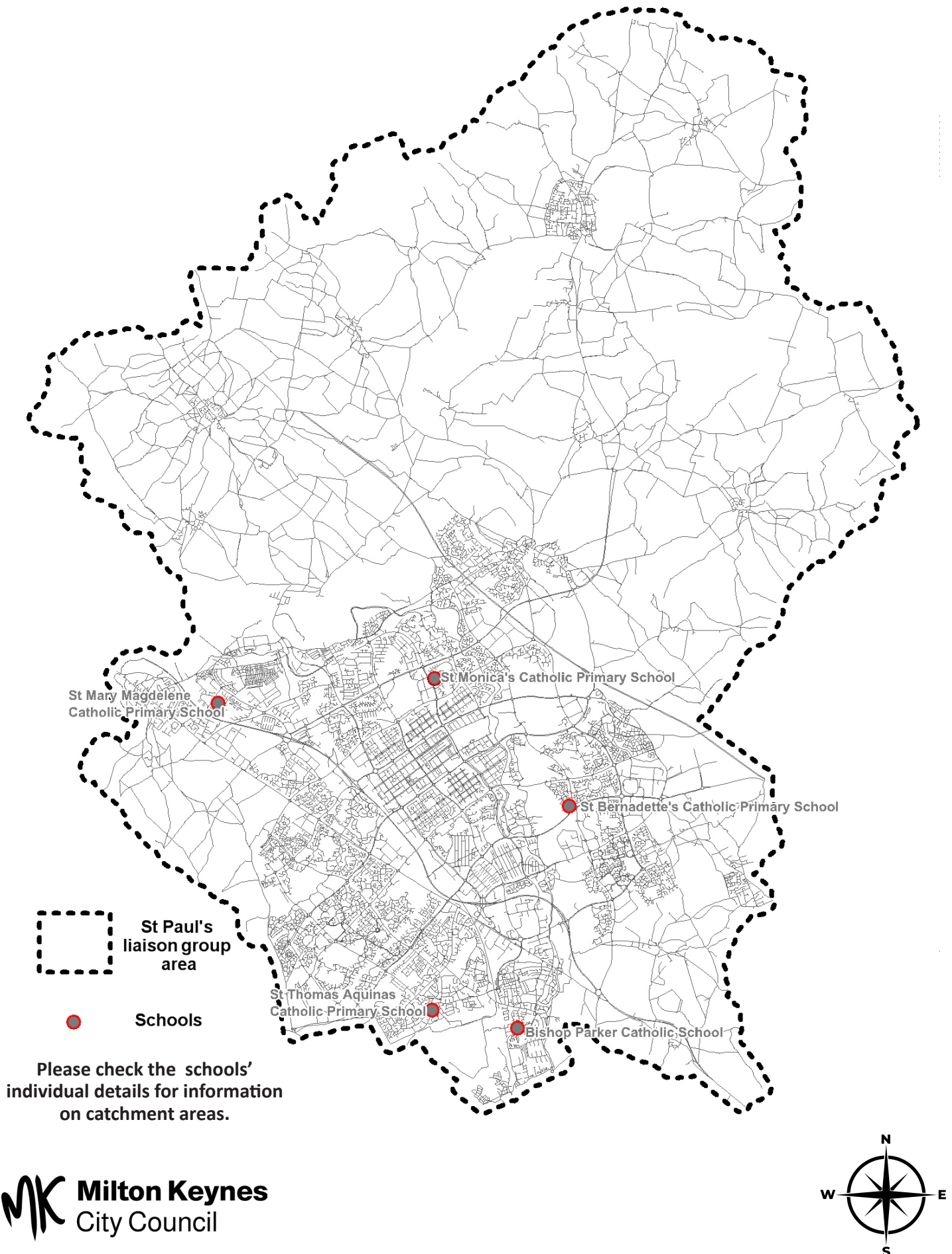
4. Children who live in the defined area.
5. Children who live outside the defined area and have a sibling on roll at the time of admission.
6. Children who live outside the defined area of the school

In the event of there being more applicants meeting any of the criteria above, places will be allocated in distance order using the distance between the child's normal home address and the school's main entrance, measured in a straight line using the council's computerised measuring system with those living closest to the school receiving the higher priority.

Please refer to the school's website for a detailed copy of the school's admission arrangements for children starting school for the first time or transferring from an infant school at the end of year 2 in September 2026.

Remember the closing date for applications is 15 January 2026

St Paul's Liaison Group primary school locations



Remember the closing date for applications is 15 January 2026

St Paul's Liaison Group

Bishop Parker Catholic School

Hunter Drive, Bletchley, Milton Keynes, MK2 3BT

Key Facts

Type of School	Voluntary Aided
DfE number	8263377
Admission Authority	The Governing Body
Age Range	2 - 11
Telephone	01908 372129
Email	office@bishopparker.co.uk
Website	www.bishopparker.co.uk
Places available in Year R for September 2026	30
Supplementary form required	Optional
Number of applications received for admission in September 2025	42
Places offered on national offer day 2025	All applicants offered a place plus additional children not allocated a preferred school.
Nursery class attached to school	Yes
Special provision	None
Wraparound care	Breakfast and After School clubs available on site.
	Please see school website for more details

Summary of oversubscription criteria

Children who have an Education, Health and Care Plan naming Bishop Parker Catholic School will be given priority for admission. In the case of over subscription the Governors will give priority to children in the following order:

1. Children who are looked after (LAC) and all previously looked after children (PLAC) including those children who appear (to the admission authority) to have been in state care outside of England and ceased to be in state care as a result of being adopted (IAPLAC).
2. Baptised Catholic children of Catholic teachers (for which there is a demonstrable skill shortage) appointed by the Governors to permanent positions at Bishop Parker Catholic School for two years or more years at the time at which the application is made. A Certificate of Catholic practice from their Parish Priest will be required.
3. Baptised Catholic children attending Mass in the Parish of St Thomas Aquinas and All Saints, Bletchley, who have a Certificate of Catholic practice from the Parish Priest.
4. Baptised Catholic children who attend Mass in a Parish other than St Thomas Aquinas and All Saints, Bletchley, with a Certificate of Catholic practice from their Parish Priest.
5. Other baptised Catholic children who have attended Bishop Parker Nursery.
6. Other baptised Catholic children.
7. Children of families who have attended Bishop Parker Nursery who are fully supportive of the Catholic ethos of Bishop Parker Catholic School.

8. Children from committed Christian families, with a reference from a minister of religion.
9. Any other applicants who are fully supportive of the Catholic ethos of Bishop Parker Catholic School

In the event of over subscription in any of the above criteria, places will be allocated using tie-breakers in the following order:

- a. Siblings of children who are attending the school at the admissions date for the child involved.
- b. Distance from the child's normal home to the school as measured by the shortest, safest available route from the front door of the child's normal home to the school's nearest entrance gate, using the Milton Keynes Geographical Information System, with those living closer to the school receiving the greater priority.

Please refer to the school's website for a detailed copy of the school's admission arrangements for children starting school for the first time in September 2026.

Remember the closing date for applications is 15 January 2026

St Bernadette's Catholic Primary School

Tewkesbury Lane, Monkston Park, Milton Keynes, MK10 9PH

Key Facts

Type of School	Voluntary Aided
DfE number	8263383
Admission Authority	The Governing Body
Age Range	3 - 11
Telephone	01908 692438
Email	office@stbernadettesschool.com
Website	www.stbernadettesschool.com
Places available in Year R for September 2026	60
Supplementary form required	Yes
Number of applications received for admission in September 2025	82
Places offered on national offer day 2025	All applicants offered a place plus additional children not allocated a preferred school
Nursery class attached to school	Yes
Special provision	None
Wraparound care	Breakfast Club available on site After School Club available on site Please see school website for more details

Summary of oversubscription criteria

Places will be offered to children who have a statement of special educational needs or Education, Health and Care Plan which names St Bernadette's as the preferred school. Thereafter, the Governing Board will consider all applications according to the criteria set out below without reference to the ability or aptitude of the child.

In case of over subscription the Governors will give priority to children in the following order:

- Catholic children in care and Catholic children who have previously been in care. (see notes 2&3)
- Baptised Catholic children from the parishes of Our Lady of Lourdes and Christ the King in Milton Keynes and St Mary's, Woburn Sands.(See note 3)
- Baptised Catholic children from other parishes (See note 3)
- Other children in care and other children who have previously been in care. (see notes 2)
- Children with a sibling in the school at the likely time of admission.
- Children of school staff.
- Children who have attended St. Bernadette's School Nursery.
- Children from other Christian denominations whose parents are in sympathy with the ethos of the school and wish them to receive a Catholic education and whose application is supported by a letter from their priest or minister of religion on Church headed paper with the Church stamp/seal. .
- Children from other faith backgrounds whose parents are in sympathy with the ethos of the school and wish them to receive a Catholic education and whose application is supported by their minister of religion on Church headed paper with the Church stamp/seal.

j. Any other children whose parents wish their child to receive a Catholic education.

Within each of the categories listed above, the following provisions will be applied in the following order.

1. Where evidence is provided at the time of application of an exceptional social, medical or pastoral need of the child which can most appropriately be met at this school, the application will be placed at the top of the category in which the application is made. (see note 6)
2. Siblings of children already in the school at the likely time of admission. (see note 4).
3. Random allocation by lottery under the independent supervision of a member of Milton Keynes Council Staff once the admission number of 60 has been reached. This will be within each particular category

Please refer to the school's website for a detailed copy of the admission arrangements for children starting school for the first time in September 2026. School Admissions | St Bernadette's C P School (stbernadettesschool.com)

Remember the closing date for applications is 15 January 2026

St Mary Magdalene Catholic Primary School

Tewkesbury Lane, Monkston Park, Milton Keynes, MK10 9PH

Key Facts

Type of School	Voluntary Aided
DfE number	8263379
Admission Authority	The Governing Body
Age Range	3 - 11
Telephone	01908 321746
Email	office@stmarymagdalene.milton-keynes.sch.uk
Website	www.stmarymagdalenemk.co.uk
Places available in Year R for September 2026	50
Supplementary form required	Yes
Number of applications received for admission in September 2025	74
Places offered on national offer day 2025	All applicants offered a place
Nursery class attached to school	Yes
Special provision	None
Wraparound care	Breakfast Club available on site After School Club available on site Please see school website for more details

Summary of oversubscription criteria

The admission of pupils with an Education, Health and Care Plan naming St Mary Magdalene Catholic Primary School will be given priority for admission within the normal admission round for children starting school for the first time.

In the case of over subscription the Governors will give priority to children in the following order:

1. Catholic looked after and previously looked after children (see notes 2&3)
2. Other looked after and previously looked after children (see note 2)
3. Catholic children with a Certificate of Catholic practice who are resident in the parishes of St Mary Magdalene, St Francis de Sales and St Edward the Confessor (see notes 3,4 & 8) who have a brother or sister (see note 5) attending St Mary Magdalene Catholic Primary School at the time of admission
4. Catholic children with a Certificate of Catholic practice who are resident in the parishes of St Mary Magdalene, St Francis de Sales and St Edward the Confessor
5. Catholic children with a Certificate of Catholic practice who are resident in other parishes in Milton Keynes
6. Other Catholic children (see note 3)
7. Any other Christian children
8. Other children

Within each of the categories listed above, the following provisions will be applied in the following order:

- i. Where evidence is provided at the time of application of an exceptional social, medical or pastoral need of the child which can most appropriately be met at this school, the application will be placed at the top of the category in which the application is made (see note 7)

- ii. The attendance of a brother or sister at the school at the time of enrolment will increase the priority of an application within each category so that the application will be placed at the top of the category in which the application is made after children in (i) above (see note 5).

Please refer to the school's website for a detailed copy of the school's admission arrangements for children starting school for the first time in September 2026.

Remember the closing date for applications is 15 January 2026

St Monica's Catholic Primary School

Currier Drive, Neath Hill, Milton Keynes, MK14 6HB

Key Facts

Type of School	Voluntary Aided
DfE number	8263378
Admission Authority	The Governing Body
Age Range	3 - 11
Telephone	01908 606966
Email	stmonicas@st-monicas.co.uk
Website	www.st-monicas.co.uk
Places available in Year R for September 2026	60
Supplementary form required	Yes
Number of applications received for admission in September 2025	62
Places offered on national offer day 2025	All applicants offered a place
Nursery class attached to school	Yes
Special provision	None
Wraparound care	Breakfast Club available on site After School Club available on site Please see school website for more details

Summary of oversubscription criteria

Children who have an Education, Health and Care Plan naming St Monica's Catholic Primary School will be given priority for admission within the normal admission round for children starting school for the first time.

Children requiring admission to other year groups and who have a statement of Special Educational Needs will also be given priority for admission.

In the case of over subscription the Governors will give priority to children in the following order:

- Catholic looked after children, previously looked after Catholic children or Catholic children who appear to have been in state care outside of England and ceased to be in state care as a result of being adopted.
- Baptised Catholic children of practising families from the parishes of St. Augustine's, Heelands and St. Bede's, Newport Pagnell, and whose application is supported by their parish priest or the priest where they worship.
- Baptised Catholic children of practising families from other parishes whose application is supported by a priest.
- Other Catholic children
- Looked after children, previously looked after children or children who appear to have been in state care outside of England and ceased to be in state care as a result of being adopted.
- Children from other Christian* (see definition of other Christian) denominations whose parents wish them to receive a Christian education.
- Children from other faith backgrounds whose parents are prepared to support the ethos of the school (see below) and whose application is supported by their minister of religion.

h. Children whose parents want them to receive a Catholic education.

For admissions into our school in September 2023, 2024 and 2025, all applicants to our school were successful.

Within each category places will be allocated in the following order:

1. Children with a sibling who will be attending the school at the time of admittance. A sibling is a brother or sister, which for admission purposes means brothers and sisters of whole or half blood or any other children (including an adopted child) who permanently resides at the same address and for whom the parent also has parental responsibility.

In cases where there is one remaining place available and the next child on the waiting list is one of a twin, triplet or other multiple birth groups, the following will apply:

Both twins would be admitted (or all the siblings in the case of multiple births) even if this goes above the admission number for the school

2. Distance will be measured by the shortest walking route from the child's home to the main entrance of the school using the Local Authorities computerised and measuring system with those living closer to the school receiving the higher priority.

With regard to supporting the Catholic ethos of the school as mentioned above, we expect that all parents will give their full, unreserved and positive support for the aims and ethos of the school. This does not affect the right of an applicant who is not Catholic to apply for and be admitted to a place at the school in accordance with the admission arrangements.

* Definition of other Christian:-

All members of Churches Together in England and CYTŪN are deemed to be included in the above definition, as are all other churches and ecclesial communities that are in membership of any local Churches Together Group (by whatever title) on the above basis.

Please refer to the school's website for a detailed copy of the school's admission arrangements for children starting school for the first time in September 2026.

Remember the closing date for applications is 15 January 2026

St Thomas Aquinas Catholic Primary School

St Mary's Avenue, Bletchley, Milton Keynes, MK3 5DT

Key Facts

Type of School	Voluntary Aided
DfE number	8263369
Admission Authority	The Governing Body
Age Range	4 - 11
Telephone	01908 373977
Email	website@st-thomasaquinas.co.uk
Website	www.st-thomasaquinas.co.uk
Places available in Year R for September 2026	30
Supplementary form required	Yes
Number of applications received for admission in September 2025	48
Number of places offered on national offer day 2025	All applicants offered a place plus additional children not allocated a preferred school
Nursery class attached to school	No
Special provision	None
Wraparound care	Breakfast Club available on site (Independently run) After School Club (Independently run) available on site Please see school website for more details

Summary of oversubscription criteria

The Governing Body will consider all applications according to the criteria set out below without reference to the ability or aptitude of the child.

In case of over subscription the Governors will give priority to children in the following order:-

1. Children who are looked after (LAC) and all previously looked after children (PLAC) including those children who appear (to the admission authority) to have been in state care outside of England and ceased to be in state care as a result of being adopted (IAPLAC).
2. Baptised Catholic children of Catholic teachers (for which there is a demonstrable skills shortage) appointed by the Governors to permanent positions at St Thomas Aquinas School for two or more years at the time the application is made. A Certificate of Catholic Practice will also be required.
3. Baptised Catholic children attending Mass in the parish of St Thomas Aquinas & All Saints, Bletchley, who have a Certificate of Catholic Practice from their Parish Priest.
4. Baptised Catholic children who attend Mass in a parish other than St Thomas Aquinas & All Saints, Bletchley, with a Certificate of Catholic Practice from their Parish Priest.
5. Other baptised Catholic children.
6. Children from committed Christian families, with a reference from a minister of religion.
7. Children whose families are supportive of the Catholic ethos of St Thomas Aquinas Catholic School.

In the event of over-subscription in any of the above criteria, places will be allocated using tie-breakers in the following order:-

- a. Siblings of children who are attending the school at the admissions date for the child involved.
- b. Distance from the child's normal home to the school as measured by the shortest, safest available route from the front door of the child's normal home to the school's nearest entrance gate, using the Milton Keynes Geographical Information System, with those living closer to the school receiving the greater priority.

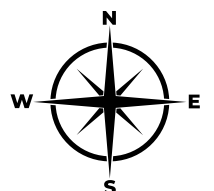
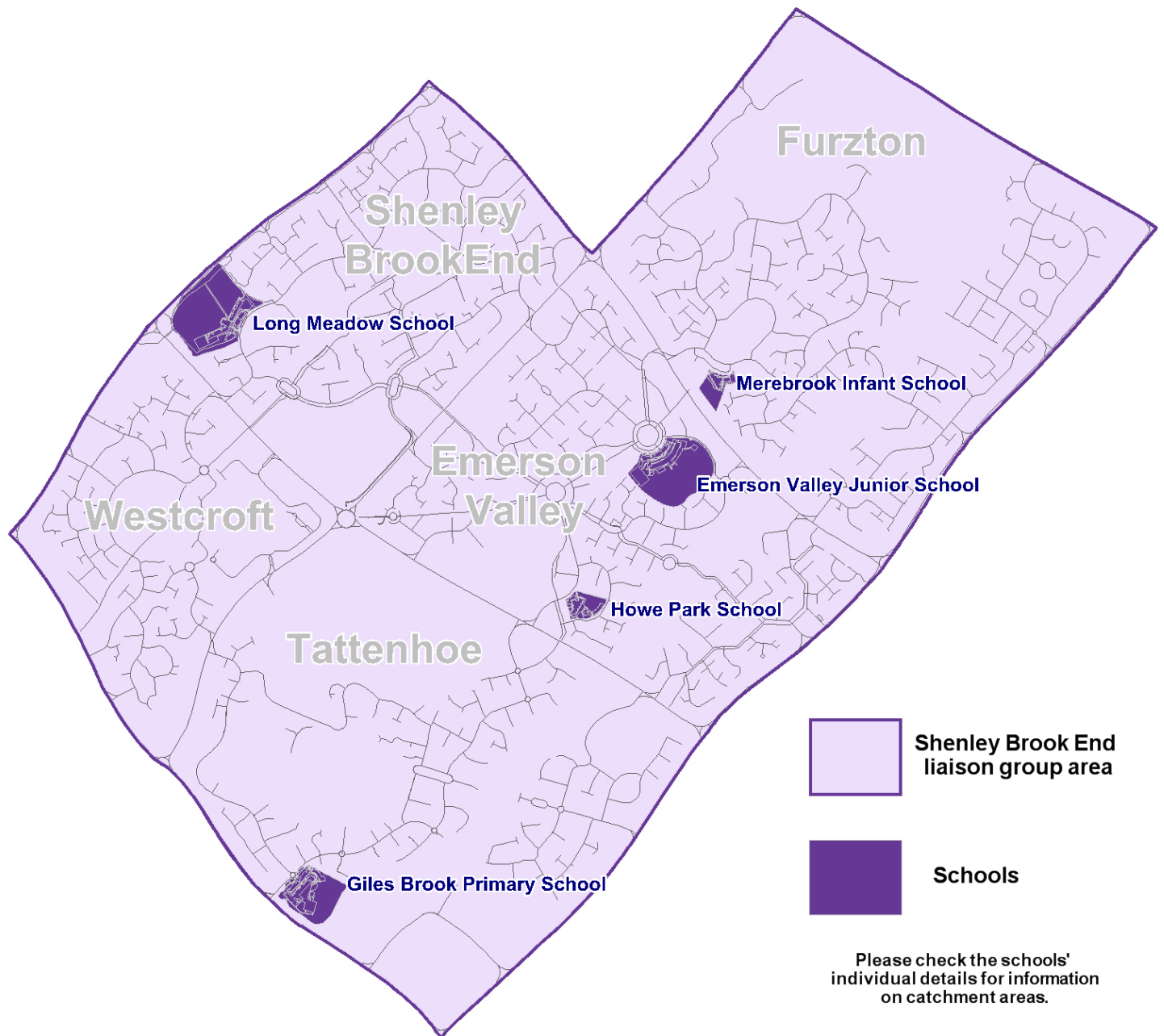
Multiple Births

In cases where there is one remaining place available and the next child on the waiting list is one of a twin; triplet or other multiple birth groups, both twins would be admitted (or all siblings in the case of multiple births) even if this goes above the admission number for the school, or takes any class above the threshold of 30, in line with infant class size legislation.

Please refer to the school's website for a detailed copy of the school's admission arrangements for children starting school for the first time in September 2026.

Remember the closing date for applications is 15 January 2026

Shenley Brook End Liaison Group primary school locations



Remember the closing date for applications is 15 January 2026

Shenley Brook End Liaison Group

Emerson Valley Junior School

Hodder Lane, Chipping Vale, Emerson Valley, Milton Keynes, MK4 2LR

The catchment area is Emerson Valley and Furzton.

The south east corner of Furzton is shared between Cold Harbour CE School and Merebrook/Emerson Valley Schools.

Key Facts

Type of School	Academy
DfE number	8262353
Admission Authority	The Board of Academy Directors
Age Range	7 - 11
Telephone	01908 507914
Email	office@emersonvalley.org.uk
Website	www.emersonvalley.org.uk
Places available in Year R for September 2026	120
Supplementary form required	No
Number of applications received for admission in September 2025	133
Places offered on national offer day 2025	All applicants offered a place
Nursery class attached to school	No
Special provision	None
Wraparound care	Breakfast Club 7.45am - 8.40am After School Club 3.25pm - 6.00pm

Summary of oversubscription criteria

In the event that there are more applications than places available, applications will be ranked as follows:

1. Children who are looked after (LAC) and all previously looked after children (PLAC) including those children who appear (to the admission authority) to have been in state care outside of England and ceased to be in state care as a result of being adopted (IAPLAC).
2. Children eligible for the service premium¹
3. Siblings of children who are attending the school at the time allocations are made and are expected to be on roll at the school at the time of the proposed admission and the place of residence is within the catchment area of the school
4. The child's place of residence is within the catchment area of the school and there is no sibling
5. Siblings of children who are attending the school at the time allocations are made and are expected to be on roll at the school at the time of the proposed admission and the place of residence is outside of the catchment area of the school
6. Children of staff at the school where the member of staff has been employed at the school for two or more years at the time at which the application for admission to the school is made, and /or the member of staff is recruited to fill a vacant post for which there is a demonstrable skill shortage

7. “Distance” from the school to the place of residence

¹ The service premium is additional funding paid annually to schools under Section 14 of the Education Act 2002 for the purposes of supporting the pastoral needs of the children of Armed Services personnel.

In the event of there being more applicants meeting any of the criteria above, places will be allocated in distance order using the distance between the child’s normal home address and the school’s main entrance, measured in a straight line, using the council’s computerised measuring system with those living closest to the school receiving the higher priority. In the unlikely event of joint over subscription, having exhausted distance, random allocation will be used as the ultimate tie-breaker.

For applicants living in flats, the distance will be measured from the school’s main entrance to the front door of the ground floor flat underneath the applicant’s main residence. Where two or more pupils live at the same distance, the tie-breaker will be random allocation.

Please refer to the council’s website for a detailed copy of the admission arrangements for children starting school for the first time in September 2026.

Remember the closing date for applications is 15 January 2026

Giles Brook Primary School

Holborn Crescent, Tattenhoe, Milton Keynes, MK4 3GB

The catchment area is Tattenhoe.

Area of Tattenhoe also shared with Priory Rise School.

Key Facts

Type of School	Community
DfE number	8263376
Admission Authority	Milton Keynes City Council
Age Range	4 - 11
Telephone	01908 507627
Email	office@gilesbrook.co.uk
Website	www.gilesbrook.co.uk
Places available in Year R for September 2026	60
Supplementary form required	No
Number of applications received for admission in September 2025	166
Places offered on national offer day 2025	All applicants offered a place
Nursery class attached to school	Yes
Special provision	None
Wraparound care	Breakfast club available on site After school club available. Please see school website for more details.

Summary of oversubscription criteria

In the event that there are more applications than places available, applications will be ranked as follows:

1. Children who are looked after (LAC) and all previously looked after children (PLAC) including those children who appear (to the admission authority) to have been in state care outside of England and ceased to be in state care as a result of being adopted (IAPLAC).
2. Children eligible for the service premium¹
3. Siblings of children who are attending the school at the time allocations are made and are expected to be on roll at the school at the time of the proposed admission and the place of residence is within the catchment area of the school
4. The child's place of residence is within the catchment area of the school and there is no sibling
5. Siblings of children who are attending the school at the time allocations are made and are expected to be on roll at the school at the time of the proposed admission and the place of residence is outside of the catchment area of the school
6. Children of staff at the school where the member of staff has been employed at the school for two or more years at the time at which the application for admission to the school is made, and /or the member of staff is recruited to fill a vacant post for which there is a demonstrable skill shortage.
7. "Distance" from the school to the place of residence

¹ The service premium is additional funding paid annually to schools under Section 14 of the Education Act 2002 for the purposes of supporting the pastoral needs of the children of Armed Services personnel.

In the event of there being more applicants meeting any of the criteria above, places will be allocated in distance order using the distance between the child's normal home address and the school's main entrance, measured in a straight line, using the council's computerised measuring system with those living closest to the school receiving the higher priority. In the unlikely event of joint over subscription, having exhausted distance, random allocation will be used as the ultimate tie-breaker.

For applicants living in flats, the distance will be measured from the school's main entrance to the front door of the ground floor flat underneath the applicant's main residence. Where two or more pupils live at the same distance, the tie-breaker will be random allocation.

Please refer to the council's website for a detailed copy of the admission arrangements for children starting school for the first time in September 2026.

Remember the closing date for applications is 15 January 2026

Howe Park School

Bowland Drive, Emerson Valley, Milton Keynes, MK4 2SH

The catchment area is Emerson Valley not including the roads listed below.

The following roads on Emerson Valley are in catchment for Merebrook Infant School and not Howe Park School: Alstonefield, Archford Croft, Banktop Place, Beresford Close, Burholme, Cardwell Close, Coldeaton Lane (even numbers), Chipping Vale (numbers 2-6 and 1-9), Crosslow Bank, Edstone Place, Fadmoor Place, Gillamore Close, Gratton Court, Hawkshead Drive, Hodder Lane, Pickering Drive (numbers 14-26 and 13-35), Rusland Circus (between the junctions of Hodder Lane and Pickering Drive), Ryton Place, Staple Oak and Wolfscote Lane.

Key Facts

Type of School	Community
DfE number	8262006
Admission Authority	Milton Keynes City Council
Age Range	4 - 7
Telephone	01908 526294
Email	admin@howeparkschool.co.uk
Website	www.howeparkschool.co.uk
Places available in Year R for September 2026	60
Supplementary form required	No
Number of applications received for admission in September 2025	103
Number of places offered on national offer day 2025	All applicants offered a place
Nursery class attached to school	Yes
Special provision	None
Wraparound care	Breakfast and After School Club

Summary of oversubscription criteria

In the event that there are more applications than places available, applications will be ranked as follows:

1. Children who are looked after (LAC) and all previously looked after children (PLAC) including those children who appear (to the admission authority) to have been in state care outside of England and ceased to be in state care as a result of being adopted (IAPLAC).
2. Children eligible for the service premium¹
3. Siblings of children who are attending the school at the time allocations are made and are expected to be on roll at the school at the time of the proposed admission and the place of residence is within the catchment area of the school.
4. The child's place of residence is within the catchment area of the school and there is no sibling
5. Siblings of children who are attending the school at the time allocations are made and are expected to be on roll at the school at the time of the proposed admission and the place of residence is outside of the catchment area of the school.
6. Children of staff at the school where the member of staff has been employed at the school for two or more years at the time at which the application for admission to the school is made, and /or the member of staff is recruited to fill a vacant post for which there is a demonstrable skill shortage.

7. “Distance” from the school to the place of residence.

¹ The service premium is additional funding paid annually to schools under Section 14 of the Education Act 2002 for the purposes of supporting the pastoral needs of the children of Armed Services personnel.

In the event of there being more applicants meeting any of the criteria above, places will be allocated in distance order using the distance between the child’s normal home address and the school’s main entrance, measured in a straight line, using the council’s computerised measuring system with those living closest to the school receiving the higher priority. In the unlikely event of joint over subscription, having exhausted distance, random allocation will be used as the ultimate tie-breaker.

For applicants living in flats, the distance will be measured from the school’s main entrance to the front door of the ground floor flat underneath the applicant’s main residence. Where two or more pupils live at the same distance, the tie-breaker will be random allocation.

Please refer to the council’s website for a detailed copy of the admission arrangements for children starting school for the first time in September 2026.

Remember the closing date for applications is 15 January 2026

Long Meadow School

Garthwaite Crescent, Shenley Brook End, Milton Keynes, MK5 7XX

The catchment area is Shenley Brook End (not including the area to the east) and Westcroft.

The following roads on Shenley Brook End are in catchment for Caroline Haslett Primary School not Long Meadow School:

Bradford Gardens, Bremen Grove, Burdeleys Lane, Chalwell Ridge, Charbray Crescent, Chartley Court, Chillingham Court, Cressey Avenue, Curtis Croft, Dorking Place, Egerton Gate (east of Chillingham Court), Gayal Croft, Orpington Grove and Rosecomb Place

Key Facts

Type of School	Community
DfE number	8262007
Admission Authority	Milton Keynes City Council
Age Range	4 - 11
Telephone	01908 508678
Email	office@longmeadow.milton-keynes.sch.uk
Website	www.longmeadow.milton-keynes.sch.uk
Places available in Year R for September 2026	60
Supplementary form required	No
Number of applications received for admission in September 2025	132
Places offered on national offer day 2025	All applicants offered a place plus additional children not allocated a preferred school
Nursery class attached to school	No
Special provision	None
Wraparound care	Breakfast Club available on site After School Club available on site Please see school website for more detail

Summary of oversubscription criteria

In the event that there are more applications than places available, applications will be ranked as follows:

1. Children who are looked after (LAC) and all previously looked after children (PLAC) including those children who appear (to the admission authority) to have been in state care outside of England and ceased to be in state care as a result of being adopted (IAPLAC).
2. Children eligible for the service premium¹
3. Siblings of children who are attending the school at the time allocations are made and are expected to be on roll at the school at the time of the proposed admission and the place of residence is within the catchment area of the school
4. The child's place of residence is within the catchment area of the school and there is no sibling
5. Siblings of children who are attending the school at the time allocations are made and are expected to be on roll at the school at the time of the proposed admission and the place of residence is outside of the catchment area of the school
6. Children of staff at the school where the member of staff has been employed at the school for two or more years at the time at which the application for admission to the school is made, and /or the member of staff

is recruited to fill a vacant post for which there is a demonstrable skill shortage

7. “Distance” from the school to the place of residence

¹ The service premium is additional funding paid annually to schools under Section 14 of the Education Act 2002 for the purposes of supporting the pastoral needs of the children of Armed Services personnel.

In the event of there being more applicants meeting any of the criteria above, places will be allocated in distance order using the distance between the child’s normal home address and the school’s main entrance, measured in a straight line, using the council’s computerised measuring system with those living closest to the school receiving the higher priority. In the unlikely event of joint over subscription, having exhausted distance, random allocation will be used as the ultimate tie-breaker.

For applicants living in flats, the distance will be measured from the school’s main entrance to the front door of the ground floor flat underneath the applicant’s main residence. Where two or more pupils live at the same distance, the tie-breaker will be random allocation.

Please refer to the council’s website for a detailed copy of the admission arrangements for children starting school for the first time in September 2026.

Remember the closing date for applications is 15 January 2026

Merebrook Infant School

Dulverton Drive, Furzton, Milton Keynes, MK4 1EZ

The catchment area is Furzton and the following roads on Emerson Valley:

Alstonefield, Archford Croft, Banktop Place, Beresford Close, Burholme, Carwell Close, Coldeaton Lane (even numbers), Chipping Vale (numbers 26 and 19), Crosslow Bank, Edstone Place, Fadmoor Place, Gillamore Close, Gratton Court, Hawkshead Drive, Hodder Lane, Pickering Drive (numbers 14-26 and 13-35), Rusland Circus (between the junctions of Hodder Lane and Pickering Drive), Ryton Place, Staple Oak and Wolfscote Lane.

Key Facts

Type of School	Academy
DfE number	8262001
Admission Authority	The Board of Academy Directors (5 Dimensions Trust)
Age Range	4 - 7
Telephone	01908 522876
Email	office@merebrookschoool.co.uk
Website	www.merebrookschoool.co.uk
Places available in Year R for September 2026	60
Supplementary form required	No
Number of applications received for admission in September 2025	72
Places offered on national offer day 2025	All applicants offered a place plus additional children not allocated a preferred school
Nursery class attached to school	No
Special provision	None
Wraparound care	Breakfast Club available on site After School Club available on site Please see school website for more detail

Summary of oversubscription criteria

In the event that there are more applications than places available, applications will be ranked as follows:

1. Children who are looked after (LAC) and all previously looked after children (PLAC) including those children who appear (to the admission authority) to have been in state care outside of England and ceased to be in state care as a result of being adopted (IAPLAC).
2. Children eligible for the service premium¹
3. Siblings of children who are attending the school at the time allocations are made and are expected to be on roll at the school at the time of the proposed admission and the place of residence is within the catchment area of the school
4. The child's place of residence is within the catchment area of the school and there is no sibling
5. Siblings of children who are attending the school at the time allocations are made and are expected to be on roll at the school at the time of the proposed admission and the place of residence is outside of the catchment area of the school
6. Children of staff at the school where the member of staff has been employed at the school for two or more years at the time at which the application for admission to the school is made, and /or the member of staff is recruited to fill a vacant post for which there is a demonstrable skill shortage

7. "Distance" from the school to the place of residence

¹ The service premium is additional funding paid annually to schools under Section 14 of the Education Act 2002 for the purposes of supporting the pastoral needs of the children of Armed Services personnel.

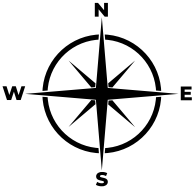
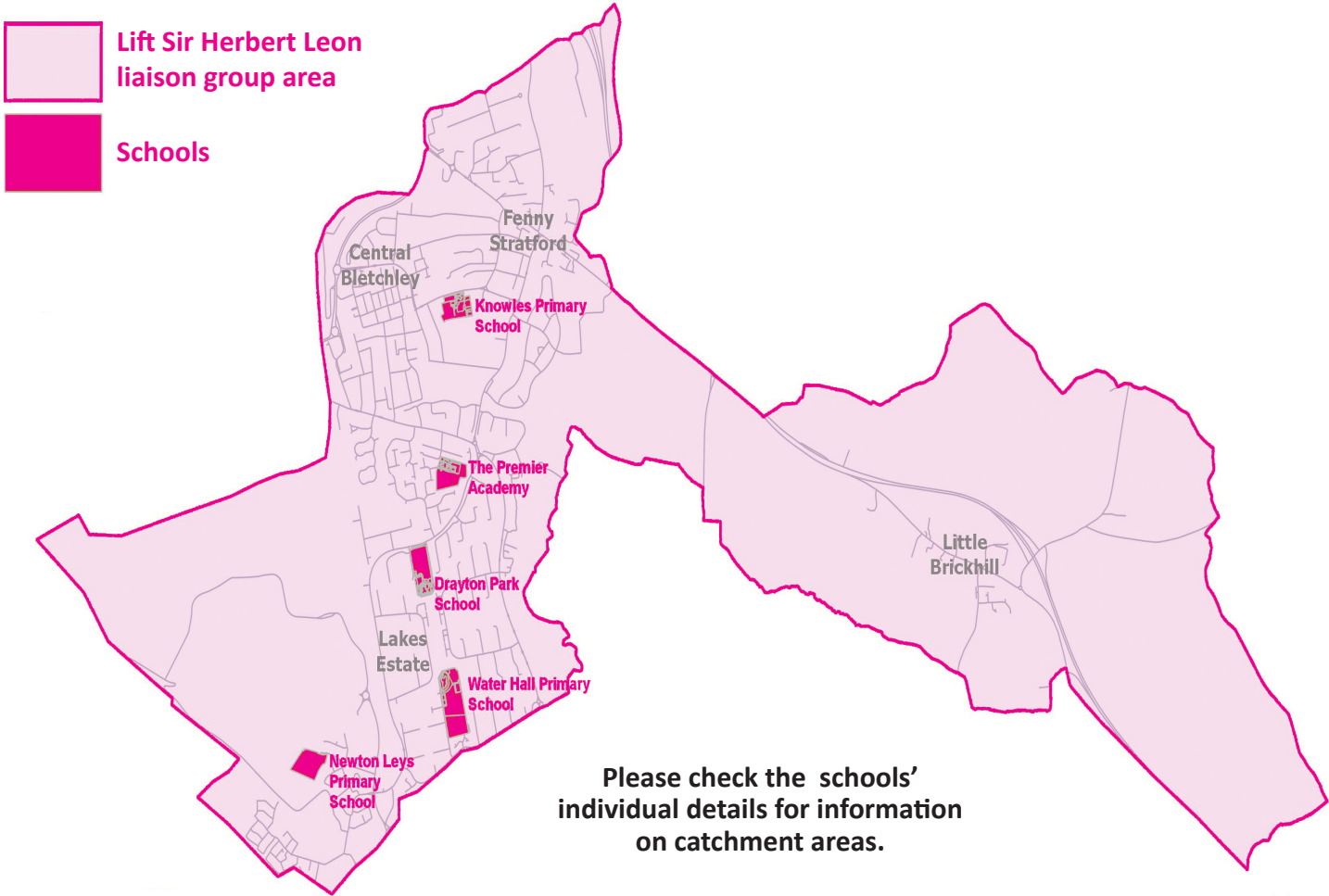
In the event of there being more applicants meeting any of the criteria above, places will be allocated in distance order using the distance between the child's normal home address and the school's main entrance, measured in a straight line, using the council's computerised measuring system with those living closest to the school receiving the higher priority. In the unlikely event of joint over subscription, having exhausted distance, random allocation will be used as the ultimate tie-breaker.

For applicants living in flats, the distance will be measured from the school's main entrance to the front door of the ground floor flat underneath the applicant's main residence. Where two or more pupils live at the same distance, the tie-breaker will be random allocation.

Please refer to the council's website for a detailed copy of the admission arrangements for children starting school for the first time in September 2026.

Remember the closing date for applications is 15 January 2026

Lift Sir Herbert Leon Liaison Group primary school locations



Remember the closing date for applications is 15 January 2026

Lift Sir Herbert Leon Liaison Group

Drayton Park School

Bala Way, Bletchley, Milton Keynes, MK2 3HJ

The catchment area is the Northern part of the Lakes Estate including Stoke Road, south from Plough Corner and southern boundary, being a line from Stoke Road through the Warren playground, Lift Sir Herbert Leon and Drayton Road.

Key Facts

Type of School	Academy
DfE number	8262351
Admission Authority	The Alliance Schools Trust
Age Range	4 - 11
Telephone	01908 375137
Email	office@draytonpark.org.uk
Website	www.draytonpark.org.uk
Places available in Year R for September 2026	50
Supplementary form required	No
Number of applications received for admission in September 2025	75
Places offered on national offer day 2025	All applicants offered a place
Nursery class attached to school	Yes
Special provision	None
Wraparound care	Breakfast Club available on site After School Club available on site Please see school website for more detail

Summary of oversubscription criteria

In the event that there are more applications than places available, applications will be ranked as follows:

1. Children who are looked after (LAC) and all previously looked after children (PLAC) including those children who appear (to the admission authority) to have been in state care outside of England and ceased to be in state care as a result of being adopted (IAPLAC).
2. Children of a member of staff who has been employed at the school for two or more years at the time at which the application for admission to the school was made or the member of staff is recruited to fill a vacant post for which there is a demonstrable skill shortage.
3. Children who live in the defined area - and have a sibling/s* who is/are on roll at the time of admission. Proof of permanent residence may be required.
4. Children who live in the defined area. Proof of permanent residence may be required.
5. Children who live outside the defined area but are younger siblings with a brother or sister on roll at the time of admission.
6. Children who live outside the defined area but name Drayton Park as a preference.
7. Children who live outside the defined area.

In the event of there being more applicants meeting any of the criteria above, places will be allocated in distance order using the distance between the child's normal home address and the school's main entrance, measured in a straight line, using the council's computerised measuring system with those living closest to the school receiving the higher priority. In the unlikely event of joint over subscription, having exhausted distance, random allocation will be used as the ultimate tie-breaker.

For applicants living in flats, the distance will be measured from the school's main entrance to the front door of the ground floor flat underneath the applicant's main residence. Where two or more pupils live at the same distance, the tie-breaker will be random allocation.

Please refer to the council's website for a detailed copy of the admission arrangements for children starting school for the first time in September 2026.

Remember the closing date for applications is 15 January 2026

Knowles Primary School

Queensway, Bletchley, Milton Keynes, MK2 2HB

The catchment area is the area of Bletchley bordered on the west by the main railway line, on north by Denbigh industrial estate, on east by the Grand Union Canal and on the south by Water Eaton Road (odd numbers only).

The catchment area also includes Millward Drive, Penn Road and Brick Field.

Key Facts

Type of School	Academy
DfE number	8262025
Admission Authority	The Board of Academy Trustees
Age Range	4 - 11
Telephone	01908 373588
Email	office@kpsmk.uk
Website	www.knowlesprimaryschool.org.uk
Places available in Year R for September 2026	60
Supplementary form required	No
Number of applications received for admission in September 2025	98
Places offered on national offer day 2025	All applicants offered a place
Nursery class attached to school	No
Special provision	None
Wraparound care	Breakfast Club available on site After school provision 3.15pm - 5.00pm Please see school website for more details

Summary of oversubscription criteria

In the event that there are more applications than places available, applications will be ranked as follows:

1. Children who are looked after (LAC) and all previously looked after children (PLAC) including those children who appear (to the admission authority) to have been in state care outside of England and ceased to be in state care as a result of being adopted (IAPLAC).
2. A sibling at the school who is expected to be on roll at the school at the time of admission of the younger sibling and the place of residence is within the catchment area of the school.
3. The child's place of residence is within the catchment area of the school and there is no sibling
4. There is already a sibling at the school who is expected to be on roll at the school at the time of admission of the younger sibling and the place of residence is outside of the catchment area.
5. Distance from the school to the place of residence

In the event of there being more applicants meeting any of the criteria above, places will be allocated in distance order using the distance between the child's normal home address and the school's main entrance, measured in a straight line, using the council's computerised measuring system with those living closest to the school receiving the higher priority. In the unlikely event of joint over subscription, having exhausted distance, random allocation will be used as the ultimate tie-breaker.

For applicants living in flats, the distance will be measured from the school's main entrance to the front door of the ground floor flat underneath the applicant's main residence. Where two or more pupils live at the same distance, the tie-breaker will be random allocation.

Please refer to the council's website for a detailed copy of the admission arrangements for children starting school for the first time in September 2026.

Remember the closing date for applications is 15 January 2026

Newton Leys Primary School

San Andres Drive, Newton Leys, Milton Keynes, MK3 5GG

The catchment area is Newton Leys (Milton Keynes only)

Key Facts

Type of School	Community
DfE number	8263390
Admission Authority	Milton Keynes City Council
Age Range	4 - 11
Telephone	01908 630253
Email	office@newtonleysprimary.org
Website	www.newtonleysprimary.org
Places available in Year R for September 2026	90
Supplementary form required	No
Number of applications received for admission in September 2025	148
Places offered on national offer day 2025	All applicants offered a place up to criterion 6 (Children of Staff) and some offered a place under criterion 7 (Distance) to a distance of 0.358 miles
Nursery class attached to school	Yes
Special provision	None
Wraparound care	Breakfast Club available on site After school Club available on site Please see school website for more details

Summary of oversubscription criteria

In the event that there are more applications than places available, applications will be ranked as follows:

1. Children who are looked after (LAC) and all previously looked after children (PLAC) including those children who appear (to the admission authority) to have been in state care outside of England and ceased to be in state care as a result of being adopted (IAPLAC).
2. Children eligible for the service premium¹
3. Siblings of children who are attending the school at the time allocations are made and are expected to be on roll at the school at the time of the proposed admission and the place of residence is within the catchment area of the school
4. The child's place of residence is within the catchment area of the school and there is no sibling
5. Siblings of children who are attending the school at the time allocations are made and are expected to be on roll at the school at the time of the proposed admission and the place of residence is outside of the catchment area of the school
6. Children of staff at the school where the member of staff has been employed at the school for two or more years at the time at which the application for admission to the school is made, and /or the member of staff is recruited to fill a vacant post for which there is a demonstrable skill shortage
7. "Distance" from the school to the place of residence.

¹ The service premium is additional funding paid annually to schools under Section 14 of the Education Act 2002 for the purposes of supporting the pastoral needs of the children of Armed Services personnel.

In the event of there being more applicants meeting any of the criteria above, places will be allocated in distance order using the distance between the child's normal home address and the school's main entrance, measured in a straight line, using the council's computerised measuring system with those living closest to the school receiving the higher priority. In the unlikely event of joint over subscription, having exhausted distance, random allocation will be used as the ultimate tie-breaker.

For applicants living in flats, the distance will be measured from the school's main entrance to the front door of the ground floor flat underneath the applicant's main residence. Where two or more pupils live at the same distance, the tie-breaker will be random allocation.

Please refer to the council's website for a detailed copy of the admission arrangements for children starting school for the first time in September 2026.

Remember the closing date for applications is 15 January 2026

The Premier Academy

Saffron Street, Bletchley, Milton Keynes, MK2 3AH

The catchment area is the area of East Bletchley bounded by the main railway line, Water Eaton Road (even numbers), Drayton Road and Little Brickhill

Key Facts

Type of School	Academy
DfE number	8262133
Admission Authority	The Board of Academy Directors
Age Range	4 - 11
Telephone	01908 373621
Email	admin@tpamk.co.uk
Website	www.tpamk.co.uk
Places available in Year R for September 2026	90
Supplementary form required	No
Number of applications received for admission in September 2025	125
Number of places offered on national offer day 2025	All applicants offered a place
Nursery class attached to school	No
Special provision	None
Wraparound care	Nursery available on site Breakfast club available on site After School club available on site Please see school website for more details

Summary of oversubscription criteria

Children with an Education, Health and Care Plan where The Premier Academy is named and can meet the specific needs of the child will be admitted at the normal transfer point for children starting school for the first time at 4+.

If the school is oversubscribed places will be allocated using the following criteria:

- Children who are looked after (LAC) and all previously looked after children (PLAC) including those children who appear (to the admission authority) to have been in state care outside of England and ceased to be in state care as a result of being adopted (IAPLAC).
- Children of staff employed at the school at the time at which the application for admission to the school is made.
- Children who live in the defined area for the school and have a sibling/s on TPA's roll at the time of admission.
- Children who live in the defined area.
- Children who attend Eaton Mill Nursery and have a sibling/s on TPA roll at the time of admission.
- Children who attend Eaton Mill Nursery at the time of admission.
- Children who live outside the defined area for the school and have a sibling/s on TPA's roll at the time of admission.

h. Children who live outside the defined area for the school.

If the school is oversubscribed places will be allocated according to the distance of the child's home address to the school as measured by the shortest direct (i.e. straight line) route from the home to the main entrance (reception) of the school.

In the unlikely event of joint subscription, having exhausted distance, random allocation by an independent officer from the School Admissions Team at Milton Keynes City Council, will be used as the ultimate tie-breaker.

Please refer to the school's website for a detailed copy of the school's admission arrangements for children starting school for the first time in September 2026.

Remember the closing date for applications is 15 January 2026

Water Hall Primary School

Fern Grove, Bletchley, Milton Keynes, MK2 3QF

The catchment area is the southern part of the Lakes Estate, northern boundary being a line from Stoke Road, through the Warren playground, Sir Herbert Leon and Drayton Road.

Key Facts

Type of School	Academy
DfE number	8262030
Admission Authority	The Board of Academy Directors
Age Range	3 - 11
Telephone	01908 377833
Email	office@waterhallprimary.co.uk
Website	www.waterhallprimary.co.uk
Places available in Year R for September 2026	30
Supplementary form required	No
Number of applications received for admission in September 2025	25
Places offered on national offer day 2025	All applicants offered a place plus additional children not allocated a preferred school
Nursery class attached to school	30 hour plus 15 hour spaces
Special provision	None
Wraparound care	Breakfast club available on site
	Please see school website for more details

Summary of oversubscription criteria

In the event that there are more applications than places available, applications will be ranked as follows:

1. Children who are looked after (LAC) and all previously looked after children (PLAC) including those children who appear (to the admission authority) to have been in state care outside of England and ceased to be in state care as a result of being adopted (IAPLAC).
2. A sibling at the school who is expected to be on roll at the school at the time of admission of the younger sibling and the place of residence is within the catchment area of the school
3. The child's place of residence is within the catchment area of the school and there is no sibling
4. There is already a sibling at the school who is expected to be on roll at the school at the time of admission of the younger sibling and the place of residence is outside of the catchment area
5. Distance from the school to the place of residence

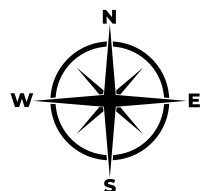
In the event of there being more applicants meeting any of the criteria above, places will be allocated in distance order using the distance between the child's normal home address and the school's main entrance, measured in a straight line, using the council's computerised measuring system with those living closest to the school receiving the higher priority. In the unlikely event of joint over subscription, having exhausted distance, random allocation will be used as the ultimate tie-breaker.

For applicants living in flats, the distance will be measured from the school's main entrance to the front door of the ground floor flat underneath the applicant's main residence. Where two or more pupils live at the same distance, the tie-breaker will be random allocation.

Please refer to the council's website for a detailed copy of the admission arrangements for children starting school for the first time in September 2026.

Remember the closing date for applications is 15 January 2026

Stantonbury Liaison Group primary school locations



Remember the closing date for applications is 15 January 2026

Stantonbury Liaison Group

Bradwell Village School

Walgrave Drive, Bradwell, Milton Keynes, MK13 9AZ

The catchment area is Bradwell Village, Heelands and the following roads on Bancroft: Benwell Close, Castlesteads, Caesars Close, Chesterholm, Hadrians Drive (odd numbers 1-27 and even numbers 2-30), Kenchester, Milecastle, Octavian Way and Rudchesters.

Key Facts

Type of School	Community
DfE number	8262309
Admission Authority	Milton Keynes City Council
Age Range	7 - 11
Telephone	01908 318088
Email	admin@bvs.ilf.education
Website	www.bradwellvillageschool.co.uk
Places available in Year R for September 2026	60
Supplementary form required	No
Number of applications received for admission in September 2025	82
Places offered on national offer day 2025	All applicants offered a place
Nursery class attached to school	No
Special provision	None
Wraparound care	Breakfast Club is available on site run by school. Please see school website for more details.

Summary of oversubscription criteria

In the event that there are more applications than places available, applications will be ranked as follows:

1. Children who are looked after (LAC) and all previously looked after children (PLAC) including those children who appear (to the admission authority) to have been in state care outside of England and ceased to be in state care as a result of being adopted (IAPLAC).
2. Children eligible for the service premium¹
3. Siblings of children who are attending the school at the time allocations are made and are expected to be on roll at the school at the time of the proposed admission and the place of residence is within the catchment area of the school
4. The child's place of residence is within the catchment area of the school and there is no sibling
5. Siblings of children who are attending the school at the time allocations are made and are expected to be on roll at the school at the time of the proposed admission and the place of residence is outside of the catchment area of the school.
6. Children of staff at the school where the member of staff has been employed at the school for two or more years at the time at which the application for admission to the school is made, and /or the member of staff is recruited to fill a vacant post for which there is a demonstrable skill shortage

7. “Distance” from the school to the place of residence

¹ The service premium is additional funding paid annually to schools under Section 14 of the Education Act 2002 for the purposes of supporting the pastoral needs of the children of Armed Services personnel.

In the event of there being more applicants meeting any of the criteria above, places will be allocated in distance order using the distance between the child’s normal home address and the school’s main entrance, measured in a straight line, using the council’s computerised measuring system with those living closest to the school receiving the higher priority. In the unlikely event of joint over subscription, having exhausted distance, random allocation will be used as the ultimate tie-breaker.

For applicants living in flats, the distance will be measured from the school’s main entrance to the front door of the ground floor flat underneath the applicant’s main residence. Where two or more pupils live at the same distance, the tie-breaker will be random allocation.

Please refer to the council’s website for a detailed copy of the admission arrangements for children transferring from an infant school at the end of year 2 in September 2026.

Remember the closing date for applications is 15 January 2026

Brooksward School

Tower Drive, Neath Hill, Milton Keynes, MK14 6JZ

The catchment area is Neath Hill and Pennyland plus northern Downhead Park

Key Facts

Type of School	Academy
DfE number	8262005
Admission Authority	The Alliance Schools Trust
Age Range	4 - 11
Telephone	01908 605605
Email	office@brooksward.org.uk
Website	www.brooksward.org.uk
Places available in Year R for September 2026	45
Supplementary form required	No
Number of applications received for admission in September 2025	76
Number of places offered on national offer day 2025	All applicants offered a place
Nursery class attached to school	No
Special provision	None
Wraparound care	Yes

Summary of oversubscription criteria

Children with an Education, Health and Care Plan naming Brooksward School will be given priority for admission in the normal round of admissions for children starting school for the first time.

Places in any particular year group will be allocated in the following priority order:

1. Children who are looked after (LAC) and all previously looked after children (PLAC) including those children who appear (to the admission authority) to have been in state care outside of England and ceased to be in state care as a result of being adopted (IAPLAC).
2. Children of a member of staff who has been employed at the school for two or more years at the time at which the application for admission to the school was made or the member of staff is recruited to fill a vacant post for which there is a demonstrable skill shortage.
3. Children who live in the defined area **Neath Hill, Pennyland plus northern Downhead Park** and have a sibling/s* who is/are on roll at the time of admission. Proof of permanent residence may be required.
4. Children who live in the defined area **Neath Hill, Pennyland plus northern Downhead Park**. Proof of permanent residence may be required.
5. Children who live outside the defined area but are younger siblings with a brother or sister on roll at the time of admission.

6. Children who attend the on-site private Nursery/Pre School.
7. Children who live outside the defined area but name Brooksward as a preference.
8. Children who live outside the defined area.

In the event of over subscription, places will be awarded according to the criteria above as far as possible. In the event of a number of children being equally eligible according to these criteria, places will be allocated to those children whose home is closest to Brooksward School. This will be measured in a straight line from the front door of the child's home to the main entrance doors of the school using the council's computerised measuring system, with those living closest to the school receiving the higher priority. Please note there is no automatic right to a place at Brooksward even if your child has a sibling attending the school.

Please refer to the school's website for a detailed copy of the school's admission arrangements for children starting school for the first time in September 2026.

Remember the closing date for applications is 15 January 2026

Downs Barn School

69 Downs Barn Boulevard, Downs Barn, Milton Keynes, MK14 7NA

The catchment area is Downs Barn, Campbell Park north of the park and the following roads on Downhead Park: Colesbourne Drive (61 odds upwards and 66 evens upwards), Daylesford Court, Fairford Crescent (no's 2 to 14 only), Kirtlington, Oakley Gardens, Thorneycroft Lane (even no's) and Warmington Gardens

Key Facts

Type of School	Community
DfE number	8262313
Admission Authority	Milton Keynes City Council
Age Range	2 - 7
Telephone	01908 604430
Email	office@downsbarnschool.co.uk
Website	www.boulevardprimarypartnership.org.uk
Places available in Year R for September 2026	30
Supplementary form required	No
Number of applications received for admission in September 2025	48
Number of places offered on national offer day 2025	All applicants offered a place
Nursery class attached to school	Yes
Special provision	None
Wraparound care	Breakfast Club available off site. After School Club available off site. Please see school website for more details.

Summary of oversubscription criteria

In the event that there are more applications than places available, applications will be ranked as follows:

1. Children who are looked after (LAC) and all previously looked after children (PLAC) including those children who appear (to the admission authority) to have been in state care outside of England and ceased to be in state care as a result of being adopted (IAPLAC).
2. Children eligible for the service premium¹
3. Siblings of children who are attending the school at the time allocations are made and are expected to be on roll at the school at the time of the proposed admission and the place of residence is within the catchment area of the school
4. The child's place of residence is within the catchment area of the school and there is no sibling
5. Siblings of children who are attending the school at the time allocations are made and are expected to be on roll at the school at the time of the proposed admission and the place of residence is outside of the catchment area of the school
6. Children of staff at the school where the member of staff has been employed at the school for two or more years at the time at which the application for admission to the school is made, and /or the member of staff is recruited to fill a vacant post for which there is a demonstrable skill shortage

7. “Distance” from the school to the place of residence

¹ The service premium is additional funding paid annually to schools under Section 14 of the Education Act 2002 for the purposes of supporting the pastoral needs of the children of Armed Services personnel.

In the event of there being more applicants meeting any of the criteria above, places will be allocated in distance order using the distance between the child’s normal home address and the school’s main entrance, measured in a straight line, using the council’s computerised measuring system with those living closest to the school receiving the higher priority. In the unlikely event of joint over subscription, having exhausted distance, random allocation will be used as the ultimate tie-breaker.

For applicants living in flats, the distance will be measured from the school’s main entrance to the front door of the ground floor flat underneath the applicant’s main residence. Where two or more pupils live at the same distance, the tie-breaker will be random allocation.

Please refer to the council’s website for a detailed copy of the admission arrangements for children starting school for the first time in September 2026.

Remember the closing date for applications is 15 January 2026

Germander Park School

1 Germander Place, Conniburrow, Milton Keynes, MK14 7DU

The catchment area is Central Milton Keynes north and Conniburrow.

Key Facts

Type of School	Foundation
DfE number	8262313
Admission Authority	The Governing Body
Age Range	2 - 7
Telephone	01908 674620
Email	office@germanderpark.com
Website	www.germanderpark.com
Places available in Year R for September 2026	30
Supplementary form required	No
Number of applications received for admission in September 2025	49
Places offered on national offer day 2025	All applicants offered a place
Nursery class attached to school	Yes
Special provision	None
Wraparound care	Breakfast Club and After School Club available at Southwood School. Please see school website for more details

Summary of oversubscription criteria

In the event of there being greater demand for admission than there are places, children with an Education, Health and Care Plan naming Germander Park School have the highest priority.

The priority for admissions is based on the criteria below:

1. Children who are looked after (LAC) and all previously looked after children (PLAC) including those children who appear (to the admission authority) to have been in state care outside of England and ceased to be in state care as a result of being adopted (IAPLAC).
2. Siblings of children who are attending the school at the time allocations are made and are expected to be on roll at the school at the time of the proposed admission and the place of residence is within the catchment area of the school.
3. The child's place of residence is within the catchment area of the school and there is no sibling.
4. Siblings of children who are attending the school at the time allocations are made and are expected to be on roll at the school at the time of the proposed admission and the place of residence is outside of the catchment area of the school.
5. Children of staff at the school where the member of staff has been employed at the school for two or more years at the time at which the application for admission to the school is made, and/or the member of staff is recruited to fill a vacant post for which there is a demonstrable skill shortage
6. "Distance" from the school to the place of residence

In the event of over subscription under any of the criteria of 1 to 4 above, places will be allocated according to the distance of the child's home to the school's main entrance as measured by the nearest available route using the council's computerised measuring system, with those living closest to the school receiving the higher priority.

A sibling is a brother or sister, which for admission purposes means brothers and sisters of whole or half blood or any other child (including an adopted child) who permanently resides at the same address and for whom the parent also has parental responsibility.

In the case of multiple births, places will be offered to all children, even if this takes us over the admission number of the school.

Please refer to the school's website for a detailed copy of the school's admission arrangements for children starting school for the first time in September 2026.

Remember the closing date for applications is 15 January 2026

Giffard Park Primary School

Broadway Avenue, Giffard Park, Milton Keynes, MK14 5PY

The catchment area is Blakelands, Giffard Park, Redhouse Park and the following roads in Great Linford (north of the canal), Campion, The Crescent and Station Terrace.

Key Facts

Type of School	Community
DfE number	8262323
Admission Authority	Milton Keynes City Council
Age Range	3 - 11
Telephone	01908 617868
Email	office@giffardpark.milton-keynes.sch.uk
Website	www.giffardpark.milton-keynes.sch.uk
Places available in Year R for September 2026	60
Supplementary form required	No
Number of applications received for admission in September 2025	72
Places offered on national offer day 2025	All applicants offered a place
Nursery class attached to school	Yes
Special provision	None
Wraparound care	Breakfast Club available on site After School Club available on site Please see school website for more details

Summary of oversubscription criteria

In the event that there are more applications than places available, applications will be ranked as follows:

1. Children who are looked after (LAC) and all previously looked after children (PLAC) including those children who appear (to the admission authority) to have been in state care outside of England and ceased to be in state care as a result of being adopted (IAPLAC).
2. Children eligible for the service premium¹
3. Siblings of children who are attending the school at the time allocations are made and are expected to be on roll at the school at the time of the proposed admission and the place of residence is within the catchment area of the school.
4. The child's place of residence is within the catchment area of the school and there is no sibling.
5. Siblings of children who are attending the school at the time allocations are made and are expected to be on roll at the school at the time of the proposed admission and the place of residence is outside of the catchment area of the school.
6. Children of staff at the school where the member of staff has been employed at the school for two or more years at the time at which the application for admission to the school is made, and /or the member of staff is recruited to fill a vacant post for which there is a demonstrable skill shortage.
7. "Distance" from the school to the place of residence.

¹ The service premium is additional funding paid annually to schools under Section 14 of the Education Act 2002 for the purposes of supporting the pastoral needs of the children of Armed Services personnel.

In the event of there being more applicants meeting any of the criteria above, places will be allocated in distance order using the distance between the child's normal home address and the school's main entrance, measured in a straight line, using the council's computerised measuring system with those living closest to the school receiving the higher priority. In the unlikely event of joint over subscription, having exhausted distance, random allocation will be used as the ultimate tie-breaker.

For applicants living in flats, the distance will be measured from the school's main entrance to the front door of the ground floor flat underneath the applicant's main residence. Where two or more pupils live at the same distance, the tie-breaker will be random allocation.

Please refer to the council's website for a detailed copy of the admission arrangements for children starting school for the first time in September 2026.

Remember the closing date for applications is 15 January 2026

Great Linford Primary School

St Ledger Drive, Great Linford, Milton Keynes, MK14 5BL

The catchment area is Great Linford, Great Linford Village and the following roads on Stantonbury: Crosslands (even numbers 86 upwards and odd numbers 101 upwards).

Jacobs Close, Ormonde, Redbridge (even numbers 68 upwards), Rossendale, Rowle Close, Walshs Manor (odd numbers 71 upwards).

Important update: School merger proposal

A proposal is being made to merge St Andrew's CE Infant School with Great Linford Primary School. If this goes ahead:

The St Andrew's site will close

All pupils will move to the Great Linford Primary School site

This change is expected during the 2025/26 school year, but exact dates are not yet confirmed

For further information, parents can contact either of the schools or the council's admissions team for more information.

Key Facts

Type of School	Community
DfE number	8262303
Admission Authority	Milton Keynes City Council
Age Range	4 - 11
Telephone	01908 605027
Email	office@greatlinfordprimaryschool.co.uk
Website	www.greatlinfordprimaryschool.co.uk
Places available in Year R for September 2026	45
Places available in Year 3 for September 2026	15
Supplementary form required	No
Number of applications received for admission in September 2025 for Year R	87
Number of applications received for admission in September 2025 for Year 3	24
Number of places offered on national offer day 2025	YR - All applicants offered a place Y3 - All applicants offered a place
Nursery class attached to school	No
Special provision	None
Wraparound care	Breakfast club available on site. After School club available on site. Please see school website for more details.

Summary of oversubscription criteria

In the event that there are more applications than places available, applications will be ranked as follows:

1. Children who are looked after (LAC) and all previously looked after children (PLAC) including those children who appear (to the admission authority) to have been in state care outside of England and ceased to be in state care as a result of being adopted (IAPLAC).
2. Children eligible for the service premium¹

3. Siblings of children who are attending the school at the time allocations are made and are expected to be on roll at the school at the time of the proposed admission and the place of residence is within the catchment area of the school
4. The child's place of residence is within the catchment area of the school and there is no sibling
5. Siblings of children who are attending the school at the time allocations are made and are expected to be on roll at the school at the time of the proposed admission and the place of residence is outside of the catchment area of the school
6. Children of staff at the school where the member of staff has been employed at the school for two or more years at the time at which the application for admission to the school is made, and /or the member of staff is recruited to fill a vacant post for which there is a demonstrable skill shortage
7. "Distance" from the school to the place of residence

¹ The service premium is additional funding paid annually to schools under Section 14 of the Education Act 2002 for the purposes of supporting the pastoral needs of the children of Armed Services personnel.

In the event of there being more applicants meeting any of the criteria above, places will be allocated in distance order using the distance between the child's normal home address and the school's main entrance, measured in a straight line, using the council's computerised measuring system with those living closest to the school receiving the higher priority. In the unlikely event of joint over subscription, having exhausted distance, random allocation will be used as the ultimate tie-breaker.

For applicants living in flats, the distance will be measured from the school's main entrance to the front door of the ground floor flat underneath the applicant's main residence. Where two or more pupils live at the same distance, the tie-breaker will be random allocation.

Please refer to the council's website for a detailed copy of the admission arrangements for children starting school for the first time in September 2026.

Remember the closing date for applications is 15 January 2026

Heelands School

Glovers Lane, Heelands, Milton Keynes, MK13 7QL

The catchment area is Heelands

Key Facts

Type of School	Community
DfE number	8262324
Admission Authority	Milton Keynes City Council
Age Range	4 - 7
Telephone	01908 316306
Email	office@heelands.org
Website	www.heelands.org
Places available in Year R for September 2026	30
Supplementary form required	No
Number of applications received for admission in September 2025	60
Number of places offered on national offer day 2025	All applicants offered up to criterion 6 (Children of Staff) and some applicants offered a place under criterion 7 (Distance) to a distance of 1.055 miles.
Nursery class attached to school	No
Special provision	None
Wraparound care	Run by the school in the children's centre next door to the school

Summary of oversubscription criteria

In the event that there are more applications than places available, applications will be ranked as follows:

1. Children who are looked after (LAC) and all previously looked after children (PLAC) including those children who appear (to the admission authority) to have been in state care outside of England and ceased to be in state care as a result of being adopted (IAPLAC).
2. Children eligible for the service premium¹
3. Siblings of children who are attending the school at the time allocations are made and are expected to be on roll at the school at the time of the proposed admission and the place of residence is within the catchment area of the school
4. The child's place of residence is within the catchment area of the school and there is no sibling
5. Children of staff at the school where the member of staff has been employed at the school for two or more years at the time at which the application for admission to the school is made, and /or the member of staff is recruited to fill a vacant post for which there is a demonstrable skill shortage
6. "Distance" from the school to the place of residence

¹ The service premium is additional funding paid annually to schools under Section 14 of the Education Act 2002 for the purposes of supporting the pastoral needs of the children of Armed Services personnel.

In the event of there being more applicants meeting any of the criteria above, places will be allocated in distance order using the distance between the child's normal home address and the school's main entrance, measured in a straight line, using the council's computerised measuring system with those living closest to the school receiving the higher priority. In the unlikely event of joint over subscription, having exhausted distance, random allocation will be used as the ultimate tie-breaker

For applicants living in flats, the distance will be measured from the school's main entrance to the front door of the ground floor flat underneath the applicant's main residence. Where two or more pupils live at the same distance, the tie-breaker will be random allocation

Please refer to the council's website for a detailed copy of the admission arrangements for children starting school for the first time in September 2026.

Remember the closing date for applications is 15 January 2026

New Bradwell School

Bounty Street, New Bradwell, Milton Keynes, MK13 0BQ

The catchment area is New Bradwell, Blue Bridge, Oakridge Park and the northern part of Bancroft

Key Facts

Type of School	Academy
DfE number	8262076
Admission Authority	The Governing Body
Age Range	4 - 11
Telephone	01908 312244
Email	reception@newbradwellschool.org.uk
Website	www.newbradwellschool.com
Places available in Year R for September 2026	90
Supplementary form required	No
Number of applications received for admission in September 2025	97
Places offered on national offer day 2025	All applicants offered a place
Nursery class attached to school	No
Special provision	Social communication difficulties
Wraparound care	Breakfast Club available via Acorn Childcare After School Club available via Acorn Childcare Please contact Acorn directly 01908 870352

Summary of oversubscription criteria

In the event of there being greater demand for admission than there are places, children with an Education, Health and Care Plan naming New Bradwell School have the highest priority.

The priority for admission is based on the criteria below:

1. Looked After Children and all Previously Looked After Children, including those who appear (to the admissions authority) to have been in state care outside England and ceased to be in state care as a result of being adopted.
2. Children living in the defined area: New Bradwell, Blue Bridge, Oak Ridge Park and the northern part of Bancroft and have a sibling on roll at the time of admission.
3. Children living in the defined area: New Bradwell, Blue Bridge, Oak Ridge Park and the northern part of Bancroft.
4. Children who live outside the area with brothers or sisters who will be in attendance at the time of admission.
5. Children who attend the schools Nursery
6. Children who live outside the defined area.

In the case of over subscription under any of the criteria 1 - 6 above, places will be allocated according to the distance of the child's home to the school's main entrance as measured by the nearest available route.

Please refer to the school's website for a detailed copy of the school's admission arrangements for children starting school for the first time in September 2026.

Remember the closing date for applications is 15 January 2026

Pepper Hill School

Kingsfold, Bradville, Milton Keynes, MK13 7BQ

The catchment area is Bradville, Townsend Grove, Bertram Close and Chipperfield Close and the following roads on Bancroft: Broomlee, Grassington, Greatchesters, Hadrians Drive (evens 32-76 only), Haltonchesters, Richborough and Stonegate.

Key Facts

Type of School	Community
DfE number	8262247
Admission Authority	Milton Keynes City Council
Age Range	3 - 7
Telephone	01908 312912
Email	office@pepperhillschoolmk.org.uk
Website	www.pepperhillschool.co.uk
Places available in Year R for September 2026	60
Supplementary form required	No
Number of applications received for admission in September 2025	53
Places offered on national offer day 2025	All applicants offered a place
Nursery class attached to school	No
Special provision	None
Wraparound care	Breakfast Club available on site. After School Club available on site. Please see school website for more details.

Summary of oversubscription criteria

In the event that there are more applications than places available, applications will be ranked as follows:

1. Children who are looked after (LAC) and all previously looked after children (PLAC) including those children who appear (to the admission authority) to have been in state care outside of England and ceased to be in state care as a result of being adopted (IAPLAC).
2. Children eligible for the service premium¹
3. Siblings of children who are attending the school at the time allocations are made and are expected to be on roll at the school at the time of the proposed admission and the place of residence is within the catchment area of the school.
4. The child's place of residence is within the catchment area of the school and there is no sibling
5. Siblings of children who are attending the school at the time allocations are made and are expected to be on roll at the school at the time of the proposed admission and the place of residence is outside of the catchment area of the school.
6. Children of staff at the school where the member of staff has been employed at the school for two or more years at the time at which the application for admission to the school is made, and /or the member of staff is recruited to fill a vacant post for which there is a demonstrable skill shortage.

¹ The service premium is additional funding paid annually to schools under Section 14 of the Education Act 2002 for the purposes of supporting the pastoral needs of the children of Armed Services personnel.

In the event of there being more applicants meeting any of the criteria above, places will be allocated in distance order using the distance between the child's normal home address and the school's main entrance, measured in a straight line, using the council's computerised measuring system with those living closest to the school receiving the higher priority. In the unlikely event of joint oversubscription, having exhausted distance, random allocation will be used as the ultimate tie-breaker.

For applicants living in flats, the distance will be measured from the school's main entrance to the front door of the ground floor flat underneath the applicant's main residence. Where two or more pupils live at the same distance, the tie-breaker will be random allocation

Please refer to the council's website for a detailed copy of the admission arrangements for children starting school for the first time in September 2026.

Remember the closing date for applications is 15 January 2026

Priory Common School

Scatterill Close, Bradwell, Milton Keynes, MK13 9EZ

The catchment area is Bradwell Village and the following roads on Bancroft:

Benwell Close, Castlesteads, Caesars Close, Chesterholm, Hadrians Drive (odds 1-27 and 2-30), Kenchester, Milecastle, Octavian Drive and Rudchesters.

Key Facts

Type of School	Community
DfE number	8262322
Admission Authority	Milton Keynes City Council
Age Range	4 - 7
Telephone	01908 321646
Email	office@pcs.ilf.education
Website	www.priorycommon.milton-keynes.sch.uk
Places available in Year R for September 2026	30
Supplementary form required	No
Number of applications received for admission in September 2025	46
Places offered on national offer day 2025	All applicants offered a place plus additional children not allocated a preferred school
Nursery class attached to school	No
Special provision	SEND Unit for up to 8 pupils with an EHCP
Wraparound care	Breakfast Club available locally Please see school website for more details.

Summary of oversubscription criteria

In the event that there are more applications than places available, applications will be ranked as follows:

1. Children who are looked after (LAC) and all previously looked after children (PLAC) including those children who appear (to the admission authority) to have been in state care outside of England and ceased to be in state care as a result of being adopted (IAPLAC).
2. Children eligible for the service premium¹
3. Siblings of children who are attending the school at the time allocations are made and are expected to be on roll at the school at the time of the proposed admission and the place of residence is within the catchment area of the school.
4. The child's place of residence is within the catchment area of the school and there is no sibling
5. Siblings of children who are attending the school at the time allocations are made and are expected to be on roll at the school at the time of the proposed admission and the place of residence is outside of the catchment area of the school.
6. Children of staff at the school where the member of staff has been employed at the school for two or more years at the time at which the application for admission to the school is made, and /or the member of staff is recruited to fill a vacant post for which there is a demonstrable skill shortage.
7. "Distance" from the school to the place of residence.

¹ The service premium is additional funding paid annually to schools under Section 14 of the Education Act 2002 for the purposes of supporting the pastoral needs of the children of Armed Services personnel.

In the event of there being more applicants meeting any of the criteria above, places will be allocated in distance order using the distance between the child's normal home address and the school's main entrance, measured in a straight line, using the council's computerised measuring system with those living closest to the school receiving the higher priority. In the unlikely event of joint over subscription, having exhausted distance, random allocation will be used as the ultimate tie-breaker.

For applicants living in flats, the distance will be measured from the school's main entrance to the front door of the ground floor flat underneath the applicant's main residence. Where two or more pupils live at the same distance, the tie-breaker will be random allocation.

Please refer to the council's website for a detailed copy of the admission arrangements for children starting school for the first time in September 2026.

Remember the closing date for applications is 15 January 2026

St Andrew's CE Infant School

High Street, Great Linford, Milton Keynes, MK14 5AX

The catchment area is Great Linford, Great Linford Village and the following roads on Stantonbury: Jacobs Close, Redbridge (even numbers 68 upwards), Walshs Manor (odd numbers 71 upwards), Ormonde, Rossendale, Rowle Close, Crosslands (even numbers 86 upwards and odd numbers 101 upwards).

Important update: School merger proposal

A proposal is being made to merge St Andrew's CE Infant School with Great Linford Primary School. If this goes ahead:

The St Andrew's site will close

All pupils will move to the Great Linford Primary School site

This change is expected during the 2025/26 school year, but exact dates are not yet confirmed

For further information, parents can contact either of the schools or the council's admissions team for more information.

Key Facts

Type of School	Voluntary Controlled
DfE number	8263066
Admission Authority	Milton Keynes City Council
Age Range	4 - 7
Telephone	01908 605515
Email	office@standrewsinfantschool.co.uk
Website	www.standrewsinfantschool.co.uk
Places available in Year R for September 2026	10
Supplementary form required	No
Number of applications received for admission in September 2025	17
Places offered on national offer day 2025	All applicants offered a place
Nursery class attached to school	No
Special provision	None
Wraparound care	No Provision

Summary of oversubscription criteria

In the event that there are more applications than places available, applications will be ranked as follows:

1. Children who are looked after (LAC) and all previously looked after children (PLAC) including those children who appear (to the admission authority) to have been in state care outside of England and ceased to be in state care as a result of being adopted (IAPLAC).
2. Children eligible for the service premium¹
3. Siblings of children who are attending the school at the time allocations are made and are expected to be on roll at the school at the time of the proposed admission and the place of residence is within the catchment area of the school
4. The child's place of residence is within the catchment area of the school and there is no sibling

5. Siblings of children who are attending the school at the time allocations are made and are expected to be on roll at the school at the time of the proposed admission and the place of residence is outside of the catchment area of the school
6. Children of staff at the school where the member of staff has been employed at the school for two or more years at the time at which the application for admission to the school is made, and /or the member of staff is recruited to fill a vacant post for which there is a demonstrable skill shortage
7. “Distance” from the school to the place of residence

¹ The service premium is additional funding paid annually to schools under Section 14 of the Education Act 2002 for the purposes of supporting the pastoral needs of the children of Armed Services personnel.

In the event of there being more applicants meeting any of the criteria above, places will be allocated in distance order using the distance between the child’s normal home address and the school’s main entrance, measured in a straight line, using the council’s computerised measuring system with those living closest to the school receiving the higher priority. In the unlikely event of joint over subscription, having exhausted distance, random allocation will be used as the ultimate tie-breaker.

For applicants living in flats, the distance will be measured from the school’s main entrance to the front door of the ground floor flat underneath the applicant’s main residence. Where two or more pupils live at the same distance, the tie-breaker will be random allocation.

Please refer to the council’s website for a detailed copy of the admission arrangements for children starting school for the first time in September 2026.

Remember the closing date for applications is 15 January 2026

Southwood School

Bryony Place, Conniburrow, Milton Keynes, MK14 7AR

The catchment area is Conniburrow, Downs Barn, Central Milton Keynes north, Downhead Park south and Campbell Park north of the park.

Key Facts

Type of School	Foundation
DfE number	8262299
Admission Authority	The Governing Body
Age Range	7 - 11
Telephone	01908 678366
Email	office@southwoodschool.co.uk
Website	www.boulevardprimarypartnership.org.uk
Places available in Year R for September 2026	60
Supplementary form required	No
Number of applications received for admission in September 2025	50
Places offered on national offer day 2025	all applicants offered a place plus additional children not allocated a preferred school
Nursery class attached to school	No
Special provision	None
Wraparound care	Breakfast club and After school club are available on site. Please see school website for more details

Summary of oversubscription criteria

Priority will be given to children with an Education, Health and Care Plan naming Southwood, in the normal round of admissions for children transferring at 7+.

If the school is oversubscribed places will be allocated using the following criteria:

1. A looked after child or previously looked after child (this includes those children who appear (to the admission authority) to have been in state care outside of England and ceased to be in state care as a result of being adopted)
2. Pupils who live in the defined area
3. Pupils attending a school in the defined area (i.e. Germander Park and Downs Barn)
4. Pupils with brothers and sisters attending the school at the time of admission
5. Pupils who live outside the defined area, will be ordered according to the proximity of the child's home to school as measured by the nearest available route. This is from the child's front door to the school gate. Should two properties meet the exact same distance criteria, a tie-breaker decision will be made based on alphabetical surname order

In the event of over subscription, once places have been allocated under the above criteria the remaining places will be awarded according to the proximity of the child's home to school as measured by the nearest available route. This is from the child's front door to the school gate. The distance will be measured using the council's computerised measuring system with those living closest to the school receiving the highest priority

Please refer to the school's website for a detailed copy of the school's admission arrangements for children transferring from an infant school at the end of year 2 in September 2026.

Remember the closing date for applications is 15 January 2026

Stanton School

Fairfax, Bradville, Milton Keynes, MK13 7BE

The catchment area is Bradville plus Townsend Grove and Bertram Close, central part of Bancroft and Oakridge Park which is shared with New Bradwell School plus, Stantonbury with the exception of the following roads: Jacobs Close, Redbridge (south of the footpath) even numbers 68 and above, Walshs Manor odd numbers 71 and above, Ormonde, Rossendale, Rowle Close, Crosslands (south of the redway) even numbers 86 and above and odd numbers 101 and above.

Key Facts

Type of School	Foundation
DfE number	8262301
Admission Authority	The Governing Body
Age Range	7 - 11
Telephone	01908 221242
Email	admin@stantonschoolmk.org.uk
Website	www.stantonschool.co.uk
Places available in Year R for September 2026	90
Supplementary form required	No
Number of applications received for admission in September 2025	85
Places offered on national offer day 2025	All applicants offered a place
Nursery class attached to school	No
Special provision	None
Wraparound care	Breakfast Club available on site After School Club available. Please see school website for more details.

Summary of oversubscription criteria

Children with an Education, Health and Care Plan naming Stanton School will be given priority for admission at the normal transfer point at 7+.

If the school is oversubscribed places will be allocated using the following criteria:

1. Children who are looked after (LAC) and all previously looked after children (PLAC) including those children who appear (to the admission authority) to have been in state care outside of England and ceased to be in state care as a result of being adopted (IAPLAC).
2. Pupils who live in the defined area, Stantonbury with the exception of the roads listed above, Bradville (including Townsend Grove and Bertram Close), central part of Bancroft and Oakridge Park.
3. Pupils attending a school which is in the defined area served by the school i.e. Pepper Hill and Wood End Schools.
4. Pupils with a sibling attending the school at the time of admission
5. Children of staff at the school where the member of staff has been employed at the school for two or more years at the time at which the application for admission to the school is made, and/or the member of staff is recruited to fill a vacant post for which there is a demonstrable skill shortage.
6. Children living outside the defined area

If the school is oversubscribed places will be allocated according to the distance from the school to the place of residence measured from the school's main entrance to the place of residence in a straight line. This will be measured using the Council's geographical system. In the unlikely event of joint over subscription, having exhausted distance, random allocation will be used as the ultimate tie-breaker.

For applicants living in flats, the distance will be measured from the school's main entrance to the front door of the ground floor flat underneath the applicant's main residence. Where two or more pupils live at the same distance, the tie-breaker will be random allocation.

Please refer to the school's website for a detailed copy of the school's admission arrangements for children transferring from an infant school at the end of year 2 in September 2026.

Remember the closing date for applications is 15 January 2026

Summerfield School

Downley Avenue, Bradwell Common, Milton Keynes, MK13 8PG

The catchment area is Bradwell Common

Key Facts

Type of School	Community
DfE number	8262327
Admission Authority	Milton Keynes City Council
Age Range	4 - 11
Telephone	01908 662585
Email	office@summerfieldschool.org
Website	www.summerfieldschool.org
Places available in Year R for September 2026	52
Supplementary form required	No
Number of applications received for admission in September 2025	78
Number of places offered on national offer day 2025	All applicants offered a place
Nursery class attached to school	No
Special provision	None
Wraparound care	Breakfast Club available on site After School Club available on site Please see school website for more details

Summary of oversubscription criteria

In the event that there are more applications than places available, applications will be ranked as follows:

1. Children who are looked after (LAC) and all previously looked after children (PLAC) including those children who appear (to the admission authority) to have been in state care outside of England and ceased to be in state care as a result of being adopted (IAPLAC).
2. Children eligible for the service premium¹
3. Siblings of children who are attending the school at the time allocations are made and are expected to be on roll at the school at the time of the proposed admission and the place of residence is within the catchment area of the school
4. The child's place of residence is **within the catchment area** of the school and there is no sibling
5. Siblings of children who are attending the school at the time allocations are made and are expected to be on roll at the school at the time of the proposed admission and the place of residence is **outside of the catchment** area of the school
6. Children of staff at the school where the member of staff has been employed at the school for two or more years at the time at which the application for admission to the school is made, and /or the member of staff is recruited to fill a vacant post for
7. "Distance" from the school to the place of residence.

¹ The service premium is additional funding paid annually to schools under Section 14 of the Education Act 2002 for the purposes of supporting the pastoral needs of the children of Armed Services personnel.

In the event of there being more applicants meeting any of the criteria above, places will be allocated in distance order using the distance between the child's normal home address and the school's main entrance, measured in a straight line, using the council's computerised measuring system with those living closest to the school receiving the higher priority. In the unlikely event of joint over subscription, having exhausted distance, random allocation will be used as the ultimate tie-breaker.

For applicants living in flats, the distance will be measured from the school's main entrance to the front door of the ground floor flat underneath the applicant's main residence. Where two or more pupils live at the same distance, the tie-breaker will be random allocation.

Please refer to the council's website for a detailed copy of the admission arrangements for children starting school for the first time in September 2026.

Remember the closing date for applications is 15 January 2026

Willen Primary School

Beaufort Drive, Willen, Milton Keynes, MK15 9HN

The catchment area is Willen, Willen Park and Bolbeck Park

Key Facts

Type of School	Academy
DfE number	8262330
Admission Authority	The Alliance Schools Trust
Age Range	4 - 11
Telephone	01908 690098
Email	office@willenprimary.org
Website	www.willenprimary.org
Places available in Year R for September 2026	30
Supplementary form required	No
Number of applications received for admission in September 2025	68
Places offered on national offer day 2025	All applicants offered a place
Nursery class attached to school	No
Special provision	None
Wraparound care	Breakfast Club available on site After School Club available on site

Summary of oversubscription criteria

In the event that there are more applications than places available, applications will be ranked as follows:

1. Children who are looked after (LAC) and all previously looked after children (PLAC) including those children who appear (to the admission authority) to have been in state care outside of England and ceased to be in state care as a result of being adopted (IAPLAC).
2. Siblings of children who are attending the school at the time allocations are made and are expected to be on roll at the school at the time of the proposed admission and the place of residence is within the catchment area of the school.
3. The child's place of residence is within the catchment area of the school and there is no sibling
4. Siblings of children who are attending the school at the time allocations are made and are expected to be on roll at the school at the time of the proposed admission and the place of residence is outside of the catchment area of the school.
5. Children of staff at the school where the member of staff has been employed at the school for two or more years at the time at which the application for admission to the school is made, and /or the member of staff is recruited to fill a vacant post for which there is a demonstrable skill shortage. "Distance" from the school to the place of residence.

In the event of there being more applicants meeting any of the criteria above, places will be allocated in distance order using the distance between the child's normal home address and the school's main entrance, measured in a straight line, using the council's computerised measuring system with those living closest to the school receiving the higher priority. In the unlikely event of joint over subscription, having exhausted distance, random allocation will be used as the ultimate tie-breaker.

For applicants living in flats, the distance will be measured from the school's main entrance to the front door of the ground floor flat underneath the applicant's main residence. Where two or more pupils live at the same distance, the tie-breaker will be random allocation.

Please refer to the council's website for a detailed copy of the admission arrangements for children starting school for the first time in September 2026.

Remember the closing date for applications is 15 January 2026

Wood End Infant and Pre-School

Redbridge, Stantonbury, Milton Keynes, MK14 6BB

The catchment area is all of Stantonbury including Oakridge Park which is shared with New Bradwell School, The following roads on Stantonbury are shared with Great Linford Primary School and St Andrew's CE Infant School: Jacobs Close, Redbridge even numbers 68 upwards, Walshs Manor (odd numbers 71 upwards), Ormonde, Rossendale, Rowle Close, Crosslands (even numbers 56 and above and odd numbers 101 upwards).

Key Facts

Type of School	Academy
DfE number	8262330
Admission Authority	The Denbigh Alliance Multi-Academy Trust
Age Range	4 - 11
Telephone	01908 690098
Email	office@willenprimary.org
Website	www.willenprimary.org
Places available in Year R for September 2026	30
Supplementary form required	No
Number of applications received for admission in September 2025	38
Places offered on national offer day 2025	All applicants offered a place
Nursery class attached to school	Yes
Special provision	None
Wraparound care	Activity club after school on site available on half termly basis
	Please see school website for more details

Summary of oversubscription criteria

In the event that there are more applications than places available, applications will be ranked as follows:

1. Children who are looked after (LAC) and all previously looked after children (PLAC) including those children who appear (to the admission authority) to have been in state care outside of England and ceased to be in state care as a result of being adopted (IAPLAC).
2. Children eligible for the service premium¹
3. Siblings of children who are attending the school at the time allocations are made and are expected to be on roll at the school at the time of the proposed admission and the place of residence is within the catchment area of the school.
4. The child's place of residence is within the catchment area of the school and there is no sibling
5. Siblings of children who are attending the school at the time allocations are made and are expected to be on roll at the school at the time of the proposed admission and the place of residence is outside of the catchment area of the school.
6. Children of staff at the school where the member of staff has been employed at the school for two or more years at the time at which the application for admission to the school is made, and /or the member of staff is recruited to fill a vacant post for which there is a demonstrable skill shortage.
7. "Distance" from the school to the place of residence.

¹ The service premium is additional funding paid annually to schools under Section 14 of the Education Act 2002 for the purposes of supporting the pastoral needs of the children of Armed Services personnel.

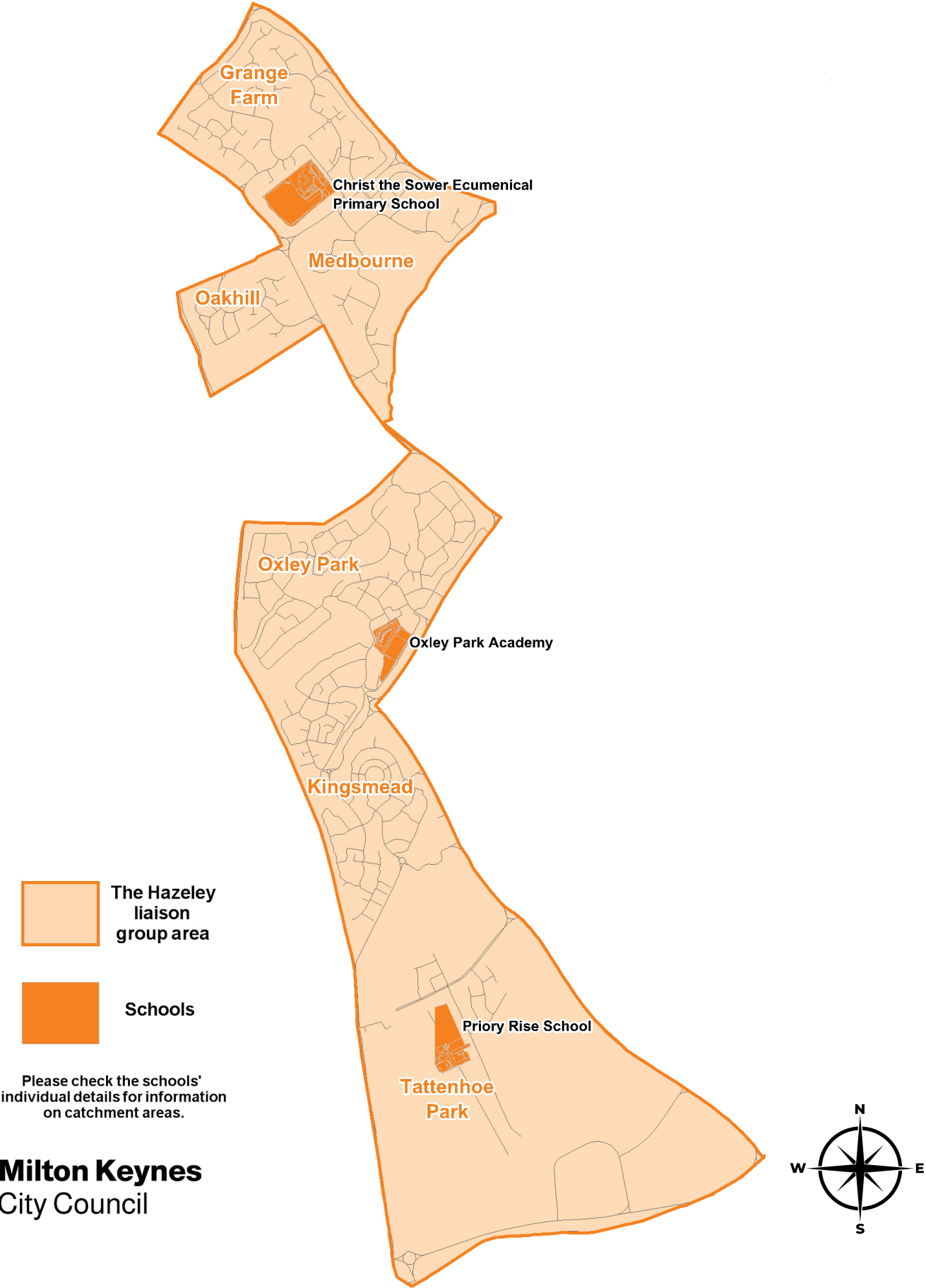
In the event of there being more applicants meeting any of the criteria above places will be allocated in distance order using the distance between the child's normal home address and the school's main entrance, measured in a straight line, using the council's computerised measuring system with those living closest to the school receiving the higher priority. In the unlikely event of joint over subscription, having exhausted distance, random allocation will be used as the ultimate tie-breaker.

For applicants living in flats, the distance will be measured from the school's main entrance to the front door of the ground floor flat underneath the applicant's main residence. Where two or more pupils live at the same distance, the tie-breaker will be random allocation.

Please refer to the council's website for a detailed copy of the admission arrangements for children starting school for the first time in September 2026.

Remember the closing date for applications is 15 January 2026

The Hazeley Liaison Group primary school locations



Remember the closing date for applications is 15 January 2026

The Hazeley Academy Liaison Group

Christ the Sower Ecumenical Primary School

Singleton Drive, Grange Farm, Milton Keynes, MK8 0PZ

The catchment area is Grange Farm, Medbourne and Oakhill.

Key Facts

Type of School	Academy
DfE number	8262028
Admission Authority	The Board of Academy Directors
Age Range	4 - 11
Telephone	01908 867356
Email	school@cts.odbst.org
Website	www.ctsmk.org.uk
Places available in Year R for September 2026	30
Supplementary form required	No
Number of applications received for admission in September 2025	35
Places offered on national offer day 2025	All applicants offered a place plus additional children not allocated a preferred school
Nursery class attached to school	Yes
Special provision	None
Wraparound care	Breakfast Club available on site After School Club available on site Nursery wrap around sessions available Please see school website for more details

Summary of oversubscription criteria

Children with an Education, Health and Care Plan (EHC) plan naming Christ the Sower Ecumenical School will always be offered places. If there is then greater demand for admission than there are places available, the following criteria will be applied in the order set out below:

1. Children who are looked after (LAC) and all previously looked after children (PLAC) including those children who appear (to the admission authority) to have been in state care outside of England and ceased to be in state care as a result of being adopted (IAPLAC).
2. Families who have exceptional medical or social needs that make it essential that their child attends Christ the Sower Ecumenical School rather than any other. These needs must be fully supported by written evidence from the appropriate professional person involved with the family.
3. Children with a normal home address in the catchment area and with a sibling on the roll of the school at the time of application or whose parent has accepted an offer of a place at the school and who is expected still to be in attendance at the time of entry to the school.
4. Children with a normal home address in the catchment area
5. Children with a normal home address outside the catchment area and with a sibling on the roll of the school at the time of application or whose parent has accepted an offer of a place at the school and who is expected still to be in attendance at the time of entry to the school.

6. Other children.

In the case of over subscription in any category the deciding factor will be the proximity of the child's home to the school as measured by the nearest available route from the front door of the child's home to the school's nearest entrance gate with those living nearer being accorded the highest priority. The system used for measuring distance and proximity to the school will be the straight line distance between the child's home address and the school. In the case of two identical distances being measured, we would use random allocation in the presence of an independent witness.

In cases where there is one place available, and the next child on the list is a twin, triplet, etc., we would admit both twins (and all the children in the case of other multiple births) even if this meant exceeding the agreed admission number or the number of places available in a year group. The exception to this is that will not break the KS1 class size rule (30 per class).

Nursery attendance. There is no automatic right of entry to the school for pupils attending the nursery at Christ the Sower School. Separate admissions policies apply for the nursery and the school.

Please refer to the school's website for a detailed copy of the admission arrangements for children starting school for the first time in September 2026.

Remember the closing date for applications is 15 January 2026

Oxley Park Academy

Redgrave Drive, Oxley Park, Milton Keynes, MK4 4TA

The catchment area is Oxley Park, Kingsmead and Shenley Wood.

Oxley Park Campus, Redgrave Drive, Oxley Park, Milton Keynes, MK4 4TA

Shenley Wood Campus, Merlewood Drive, Shenley Wood, Milton Keynes, MK5 6GG

Key Facts

Type of School	Academy
DfE number	8263388
Admission Authority	The Board of Academy Directors
Age Range	4 - 11
Telephone	01908 503870
Email	office@oxleyparkacademy.com
Website	www.oxleyparkacademy.com
Places available in Year R for September 2026	90
Supplementary form required	No
Number of applications received for admission in September 2025	163
Places offered on national offer day 2025	All applicants offered a place
Nursery class attached to school	Yes Shenley Wood Campus
Special provision	None
Wraparound care	Breakfast Club available on both sites After School Club available on both sites Holiday Club available Please see school website for more details

Summary of oversubscription criteria

Children who have an Education, Health and Care Plan will be given priority for admission within the normal admission. Where there is over subscription the following criteria will be used to allocate places:

1. Looked after children/Children in Care (as defined by Section 22(1) of the Children Act 1989) and children who were looked after, to include children who were previously in care outside of England, but ceased to be so because they were adopted, or became subject to a residence order or special guardianship order.
2. Children of staff at Oxley Park Academy where the member of staff has been employed, on continuous service, at the school for five or more years at the time at which the application for admission is made.
3. Children who live in the defined area and with a sibling who is attending Oxley Park Academy at the time of application.
4. Children living in the Academy's defined catchment area.
5. Children who live outside of the Academy's defined area and have a sibling attending the Academy at the time of application.
6. Children who attend the Academy's Nursery.
7. Children who live outside the Academy's defined area.

In the event of there being more applicants meeting one of the above criteria than remaining places available, proximity to the Academy will be used as a tie breaker with places being allocated according to distance from the Academy as measured in a straight line from the Academy's main entrance to the student's normal home address using the Local Authority's computerised measuring system.

Campus allocation - If your child is successfully allocated a place at Oxley Park Academy, Oxley Park Academy will consider the allocations to each of the campuses and will notify parents of the campus allocation following National Offer Day.

Please refer to the school's website for a detailed copy of the school's admission arrangements for children starting school for the first in September 2026.

Remember the closing date for applications is 15 January 2026

Priory Rise School

160 Bronte Avenue, Tattenhoe Park, Milton Keynes, MK4 3GE

The catchment area is Tattenhoe, Tattenhoe Park and Kingsmead

Area of Tattenhoe is shared with Giles Brook Primary School

Area of Kingsmead is shared with Oxley Park Academy

Key Facts

Type of School	Academy
DfE number	8263388
Admission Authority	The Board of Academy Directors
Age Range	4 - 11
Telephone	01908 502572
Email	office@pr5d.com
Website	www.prioryrise.milton-keynes.sch.uk
Places available in Year R for September 2026	90
Supplementary form required	No
Number of applications received for admission in September 2025	193
Number of places offered on national offer day 2025	90 - All applicants offered up to criterion 5 (children of staff) and some allocated under criterion 6 (distance) up to a distance of 1.766 miles
Nursery class attached to school	Yes
Special provision	None
Wraparound care	Breakfast Club available on site. After School Club available on site. Please see school website for more details.

Summary of oversubscription criteria

In the event that there are more applications than places available, applications will be ranked as follows:

1. Children who are looked after (LAC) and all previously looked after children (PLAC) including those children who appear (to the admission authority) to have been in state care outside of England and ceased to be in state care as a result of being adopted (IAPLAC).
2. Siblings of children who are attending the school at the time allocations are made and are expected to be on roll at the school at the time of the proposed admission and the place of residence is within the catchment area of the school.
3. The child's place of residence is within the catchment area of the school and there is no sibling
4. Siblings of children who are attending the school at the time allocations are made and are expected to be on roll at the school at the time of the proposed admission and the place of residence is outside of the catchment area of the school.
5. Children of staff at the school where the member of staff has been employed at the school for two or more years at the time at which the application for admission to the school is made, and /or the member of staff is recruited to fill a vacant post for which there is a demonstrable skill shortage.
6. "Distance" from the school to the place of residence

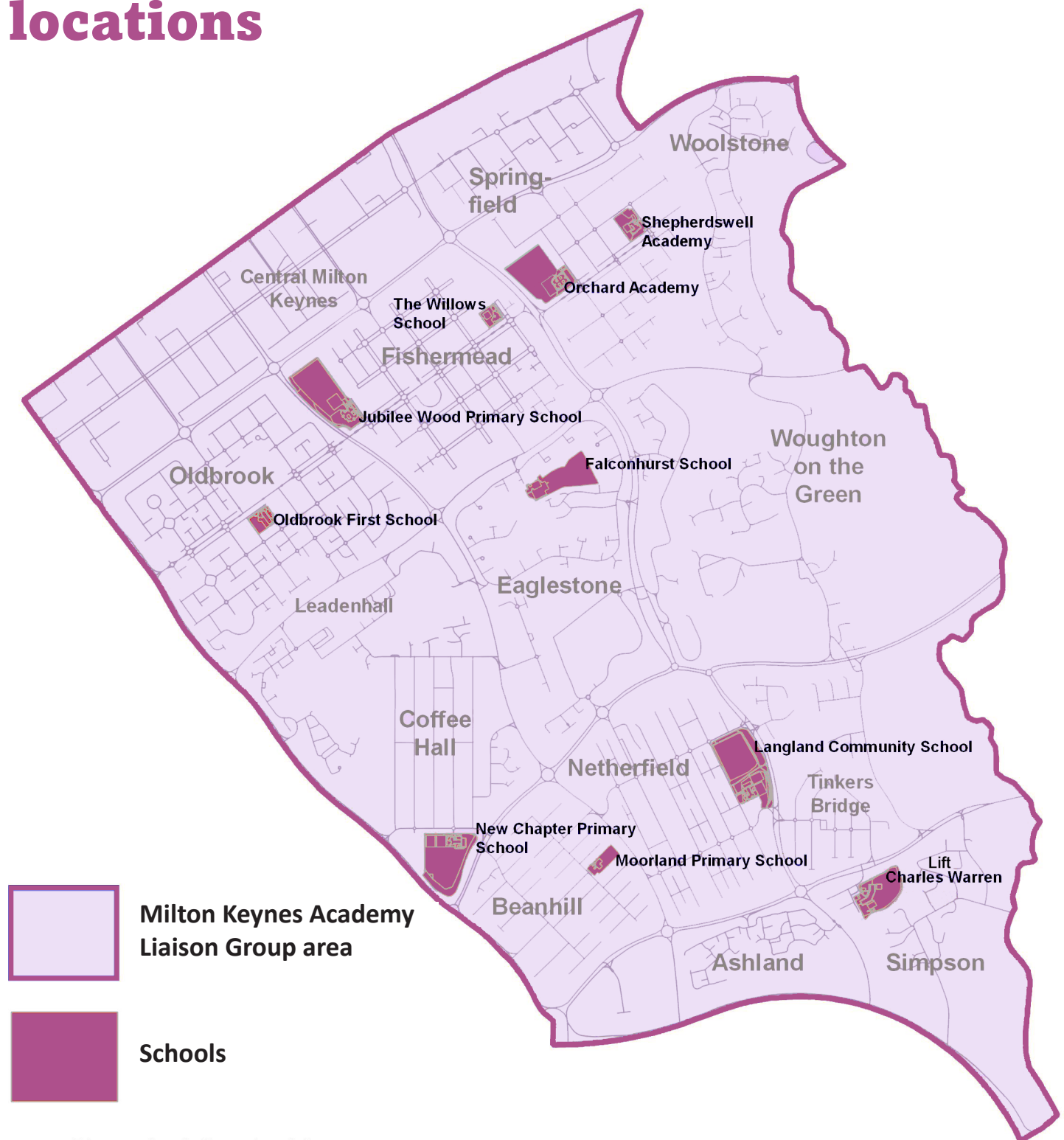
In the event of there being more applicants meeting any of the criteria above, places will be allocated in distance order using the distance between the child's normal home address and the school's main entrance, measured in a straight line, using the council's computerised measuring system with those living closest to the school receiving the higher priority. In the unlikely event of joint over subscription, having exhausted distance, random allocation will be used as the ultimate tie-breaker.

For applicants living in flats, the distance will be measured from the school's main entrance to the front door of the ground floor flat underneath the applicant's main residence. Where two or more pupils live at the same distance, the tie-breaker will be random allocation.

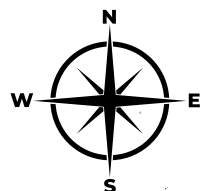
Please refer to the council's website for a detailed copy of the admission arrangements for children starting school for the first time in September 2026.

Remember the closing date for applications is 15 January 2026

Milton Keynes Academy Liaison Group primary school locations



Please check the schools' individual details for information on catchment areas.



Remember the closing date for applications is 15 January 2026

The Milton Keynes Academy Liaison Group

Lift Charles Warren

Old Groveway, Simpson, Milton Keynes, MK6 3AZ

The catchment area is Ashland, Simpson, Tinkers Bridge, Woughton on the Green and Woughton Park.
Option area: Passmore (either to Lift Charles Warren or Langland Community School).

Key Facts

Type of School	Academy
DfE number	8262018
Admission Authority	The Board of Academy Directors
Age Range	4 - 11
Telephone	01908 670074
Email	admin@liftcharleswarren.org
Website	www.liftcharleswarren.org
Places available in Year R for September 2026	30
Supplementary form required	No
Number of applications received for admission in September 2025	40
Number of places offered on national offer day 2025	All applicants offered a place
Nursery class attached to school	No
Special provision	6 place EYFS - KS1 (Reception, Yr 1 and 2)
Wraparound care	Breakfast Club available on site Please see school website for more details

Summary of oversubscription criteria

If the Academy is oversubscribed after the admission of pupils with an Education, Health and Care Plan where the school is named in the Statement, priority will be given to those children who meet the criteria set out below:

1. Children who are looked after (LAC) and all previously looked after children (PLAC) including those children who appear (to the admission authority) to have been in state care outside of England and ceased to be in state care as a result of being adopted (IAPLAC, or special guardianship order, immediately following having been looked after.
2. Children who live in the defined area and have a sibling on roll at the time of admission. Proof of residency may be required.
3. Children who live in the defined area served by the school. Proof of residency may be required.
4. Children who live outside the defined area and have a sibling on roll at the time of admission.
5. Children who live outside the defined area of the school.

6. If it is necessary to use a tiebreaker to distinguish between two or more applications, a distance criterion will be used. We will give priority to the applicants who live nearest to the school as measured by a straight line from the front door of the home of the applicant to the front door of the main reception of the school site that was on the original application for a place.

Please refer to the school's website for a detailed copy of the admission arrangements for children starting school for the first time in September 2026.

Remember the closing date for applications is 15 January 2026

Falconhurst School

High Trees, Eaglestone, Milton Keynes, MK6 5AX

The catchment area is Eaglestone and Peartree Bridge

Key Facts

Type of School	Community
DfE number	8262285
Admission Authority	Milton Keynes City Council
Age Range	3 - 11
Telephone	01908 679354
Email	office@falconhurstschool.co.uk
Website	www.falconhurstschool.co.uk
Places available in Year R for September 2026	45
Supplementary form required	No
Number of applications received for admission in September 2025	54
Places offered on national offer day 2025	All applicants offered a place
Nursery class attached to school	Yes
Special provision	None
Wraparound care	Breakfast Club
	Please see school website for more details

Summary of oversubscription criteria

1. Children who are looked after (LAC) and all previously looked after children (PLAC) including those children who appear (to the admission authority) to have been in state care outside of England and ceased to be in state care as a result of being adopted (IAPLAC).
2. Children eligible for the service premium¹
3. Siblings of children who are attending the school at the time allocations are made and are expected to be on roll at the school at the time of the proposed admission and the place of residence is within the catchment area of the school
4. The child's place of residence is within the catchment area of the school and there is no sibling
5. Siblings of children who are attending the school at the time allocations are made and are expected to be on roll at the school at the time of the proposed admission and the place of residence is outside of the catchment area of the school
6. Children of staff at the school where the member of staff has been employed at the school for two or more years at the time at which the application for admission to the school is made, and /or the member of staff is recruited to fill a vacant post for which there is a demonstrable skill shortage
7. "Distance" from the school to the place of residence

¹ The service premium is additional funding paid annually to schools under Section 14 of the Education Act 2002 for the purposes of supporting the pastoral needs of the children of Armed Services personnel.

In the event of there being more applicants meeting any of the criteria above, places will be allocated in distance order using the distance between the child's normal home address and the school's main entrance, measured in a straight line, using the council's computerised measuring system with those living closest to the school receiving the higher priority. In the unlikely event of joint over subscription, having exhausted distance, random allocation will be used as the ultimate tie-breaker.

For applicants living in flats, the distance will be measured from the school's main entrance to the front door of the ground floor flat underneath the applicant's main residence. Where two or more pupils live at the same distance, the tie-breaker will be random allocation.

Please refer to the council's website for a detailed copy of the admission arrangements for children starting school for the first time in September 2026.

Remember the closing date for applications is 15 January 2026

Jubilee Wood Primary School

Fishermead Boulevard, Fishermead, Milton Keynes, MK6 2LB

The catchment area is The Hub, South Central Milton Keynes, South West part of Fishermead. Oldbrook for pupils in years 3 to 6 only.

For pupils in key stage 1 the North West part of Oldbrook only as follows:

Shackleton Place (even numbers), Trueman Place (odd numbers), Sutcliffe Avenue (number 38 upwards), Boycott Avenue (number 45 upwards), Huton Avenue (number 4 upwards) Oldbrook Boulevard (number 178 upwards), Dexter Avenue (number 16 upwards), Edrich Avenue (number 9 upwards), The Boundary (odd numbers 187 and even numbers 266), Larwood Place, Verity Place and Arlott Crescent.

Key Facts

Type of School	Academy
DfE number	8262004
Admission Authority	The Board of Academy Directors
Age Range	4 - 11
Telephone	01908 257810
Email	office@jubileewood.milton-keynes.sch.uk
Website	www.jubileewood.milton-keynes.sch.uk
Places available in Year R for September 2026	60
Places available in Year 3 for September 2026	30
Supplementary form required	No
Number of applications received for admission in September 2025	92
Number of applications received for admission in September 2025 for Year 3	62
Places offered on national offer day 2025	YR R - All applicants offered a place YR 3 - All applicants offered up to criterion 3 (In catchment) and some applicants offered under criterion 4 (Outside catchment with a sibling) to a distance of 0.425 miles
Nursery class attached to school	Yes
Special provision	None
Wraparound care	Breakfast Club on site. Please see school website for more details

Summary of oversubscription criteria

In the event that there are more applications than places available, applications will be ranked as follows:

1. Children who are looked after (LAC) and all previously looked after children (PLAC) including those children who appear (to the admission authority) to have been in state care outside of England and ceased to be in state care as a result of being adopted (IAPLAC).
2. A sibling at the school who is expected to be on roll at the school at the time of admission of the younger sibling and the place of residence is within the catchment area of the school
3. The child's place of residence is within the catchment area of the school and there is no sibling
4. There is already a sibling at the school who is expected to be on roll at the school at the time of admission

of the younger sibling and the place of residence is outside of the catchment area

5. The child has previously been attending Jubilee Wood Caterpillars Nursery for a minimum of one full term
6. Children of staff at the school where the member of staff has been employed at the school for two or more years at the time at which the application for admission to the school is made, and/or the member of staff is recruited to fill a vacant post for which there is a demonstrable skill shortage
7. Distance from the school to the place of residence

In the event of there being more applicants meeting any of the criteria above, places will be allocated in distance order using the distance between the child's normal home address and the school's main entrance, measured in a straight line, using the council's computerised measuring system with those living closest to the school receiving the higher priority. In the unlikely event of joint over subscription, having exhausted distance, random allocation will be used as the ultimate tie-breaker.

For applicants living in flats, the distance will be measured from the school's main entrance to the front door of the ground floor flat underneath the applicant's main residence. Where two or more pupils live at the same distance, the tie-breaker will be random allocation.

Please refer to the council's website for a detailed copy of the admission arrangements for children starting school for the first time or transferring from an infant school at the end of Year 2 in September 2026.

Remember the closing date for applications is 15 January 2026

Langland Community School

Langland Road, Netherfield, Milton Keynes, MK6 4HA

The catchment area is Netherfield.

Option area: Passmore (either to Lift Charles Warren or Langland Community School).

Key Facts

Type of School	Academy
DfE number	8262284
Admission Authority	The Governing Body
Age Range	4 - 11
Telephone	01908 670712
Email	office@langlandschool.org.uk
Website	www.langland.milton-keynes.sch.uk
Places available in Year R for September 2026	30
Supplementary form required	Yes
Number of applications received for admission in September 2025	21
Places offered on national offer day 2025	All applicants offered a place plus additional children not allocated a preferred school
Nursery class attached to school	Yes
Special provision	None
Wraparound care	Breakfast Club
	Please see school website for more details

Summary of oversubscription criteria

Children will be admitted where a child has an Education, Health and Care Plan (EHC) plan which names the school as the appropriate provision.

In the event that there are more applications than places available, applications will be ranked as follows:

1. Looked After children
2. Siblings
3. Children of School staff
4. Children who live nearer to the school than any other publicly funded state school with an equivalent year group
5. Other children

In the event of there being more applicants meeting any of the criteria above, places will be allocated in distance order using the distance between the child's normal home address and the school's main entrance, measured in a straight line, using the council's computerised measuring system with those living closest to the school receiving the higher priority. In the unlikely event of joint over subscription, having exhausted distance, random allocation will be used as the ultimate tie-breaker.

For applicants living in flats, the distance will be measured from the school's main entrance to the front door of the ground floor flat underneath the applicant's main residence. Where two or more pupils live at the same distance, the tie-breaker will be random allocation.

Please refer to the council's website for a detailed copy of the admission arrangements for children starting school for the first time in September 2026.

Remember the closing date for applications is 15 January 2026

Moorland Primary School

Maslin Drive, Beanhill, Milton Keynes, MK6 4ND

The catchment area is Beanhill.

Key Facts

Type of School	Academy
DfE number	8262027
Admission Authority	The Governing Body
Age Range	3 - 11
Telephone	01908 678888
Email	office@moorlandprimaryschool.co.uk
Website	www.moorlandprimaryschool.co.uk
Places available in Year R for September 2026	30
Supplementary form required	Yes
Number of applications received for admission in September 2025	35
Places offered on national offer day 2025	All applicants offered a place
Nursery class attached to school	Yes
Special provision	None
Wraparound care	Wraparound Care available on site Breakfast Club available onsite Please contact school for more details

Summary of oversubscription criteria

In the event that there are more applications than places available, applications will be ranked as follows:

1. Children who are looked after (LAC) and all previously looked after children (PLAC) including those children who appear (to the admission authority) to have been in state care outside of England and ceased to be in state care as a result of being adopted (IAPLAC).
2. Siblings of children who are attending the school at the time allocations are made and are expected to be on roll at the school at the time of the proposed admission and the place of residence is within the catchment area of the school
3. The child's place of residence is within the catchment area of the school and there is no sibling
4. Siblings of children who are attending the school at the time allocations are made and are expected to be on roll at the school at the time of the proposed admission and the place of residence is outside of the catchment area of the school
5. Children of staff at the school where the member of staff has been employed at the school for two or more years at the time at which the application for admission to the school is made, and /or the member of staff is recruited to fill a vacant post for which there is a demonstrable skill shortage
6. "Distance" from the school to the place of residence

In the event of there being more applicants meeting any of the criteria above, places will be allocated in distance order using the distance between the child's normal home address and the school's main entrance, measured in a straight line, using the council's computerised measuring system with those living closest to the school receiving the higher priority. In the unlikely event of joint over subscription, having exhausted distance, random allocation will be used as the ultimate tie-breaker.

For applicants living in flats, the distance will be measured from the school's main entrance to the front door of the ground floor flat underneath the applicant's main residence. Where two or more pupils live at the same distance, the tie-breaker will be random allocation.

Please refer to the council's website for a detailed copy of the admission arrangements for children starting school for the first time in September 2026.

Remember the closing date for applications is 15 January 2026

New Chapter Primary School

Chapter, Coffee Hall, Milton Keynes, MK6 5EA

The catchment area is Coffee Hall, Leadenhall and Beanhill.

Key Facts

Type of School	Academy
DfE number	8262020
Admission Authority	IFTL Board of Trustees
Age Range	4 - 11
Telephone	01908 679809
Email	office@newchapterprimary.co.uk
Website	www.newchapterprimary.org.uk
Places available in Year R for September 2026	30
Supplementary form required	Yes
Number of applications received for admission in September 2025	35
Places offered on national offer day 2025	All applicants offered a place
Nursery class attached to school	No
Special provision	None
Wraparound care	Breakfast Club available on site
Please see school website for more details	

Summary of oversubscription criteria

Children who have an Education, Health and Care Plan that names New Chapter Primary School will be allocated a place in accordance with national regulations.

In the event that there are more applications received than there are places available the following criteria will be used to allocate places:

1. Children who are looked after (LAC) and all previously looked after children (PLAC) including those children who appear (to the admission authority) to have been in state care outside of England and ceased to be in state care as a result of being adopted (IAPLAC).
2. Children living within the defined area who will have a sibling still in attendance at New Chapter Primary School at the time of admission.
3. Children who live in New Chapter Primary School's defined area
4. Children living outside the defined area with a sibling still in attendance at the time of Admission.
5. Children living outside the defined area

In the event of over subscription, including over subscription within any category above, remaining places will be awarded according to the proximity of the child's main residence to the main entrance of New Chapter Primary School. This is measured in a straight line from the front door of the child's home to the school's main entrance gate using the council's computerised measuring system, with those living closer to the school receiving higher priority.

Please refer to the council's website for a detailed copy of the admission arrangements for children starting school for the first time in September 2026.

Remember the closing date for applications is 15 January 2026

Oldbrook First School and Nursery

Illingworth Place, Oldbrook, Milton Keynes, MK6 2NH

The catchment area is The Hub and Oldbrook with the exception of the following roads: Shackleton Place (even numbers), Trueman Place (odd numbers), Sutcliffe Avenue (number 38 upwards), Boycott Avenue (number 45 upwards), Huton Avenue (number 4 upwards) Oldbrook Boulevard (number 178 upwards), Dexter Avenue (number 16 upwards), Edrich Avenue (number 9 upwards), The Boundary (odd numbers 1-87 and even numbers 2-66), Larwood Place, Verity Place and Arlott Crescent.

Key Facts

Type of School	Community
DfE number	8262062
Admission Authority	Milton Keynes City Council
Age Range	2 - 7
Telephone	01908 604689
Email	office@oldbrookschool.co.uk
Website	www.oldbrookschool.co.uk
Places available in Year R for September 2026	60
Supplementary form required	No
Number of applications received for admission in September 2025	75
Places offered on national offer day 2025	All applicants offered a place
Nursery class attached to school	Yes
Special provision	None
Wraparound care	Breakfast Club available After School wraparound care is available on site Please see school website for more details.

Summary of oversubscription criteria

In the event that there are more applications than places available, applications will be ranked as follows:

1. Children who are looked after (LAC) and all previously looked after children (PLAC) including those children who appear (to the admission authority) to have been in state care outside of England and ceased to be in state care as a result of being adopted (IAPLAC)
2. Children eligible for the service premium¹
3. Siblings of children who are attending the school at the time allocations are made and are expected to be on roll at the school at the time of the proposed admission and the place of residence is **within the catchment** area of the school
4. The child's place of residence is within the catchment area of the school and there is no sibling
5. Siblings of children who are attending the school at the time allocations are made and are expected to be on roll at the school at the time of the proposed admission and the place of residence is **outside of the catchment** area of the school
6. Children of staff at the school where the member of staff has been employed at the school for two or more years at the time at which the application for admission to the school is made, and /or the member of staff is recruited to fill a vacant post for which there is a demonstrable skill shortage

7. “Distance” from the school to the place of residence.

¹ The service premium is additional funding paid annually to schools under Section 14 of the Education Act 2002 for the purposes of supporting the pastoral needs of the children of Armed Services personnel.

Please refer to the council’s website for a detailed copy of the admission arrangements for children starting school for the first time in September 2026.

Remember the closing date for applications is 15 January 2026

Orchard Academy

Springfield Boulevard, Springfield, Milton Keynes, MK6 4HW

The catchment area is Campbell Park south of the park, Springfield, Fishermead – roads north-east of Pencarrow Place and Mullion Place, South Central Milton Keynes and Woolstone.

Key Facts

Type of School	Academy
DfE number	8262019
Admission Authority	EMAT – East Midlands Academy Trust
Age Range	7 - 11
Telephone	01908 735882
Email	school@orchard.emat.uk
Website	www.orchard.emat.uk
Places available in Year 3 for September 2026	90
Supplementary form required	No
Number of applications received for admission in September 2025 for Year 3	88
Places offered on national offer day 2025	All applicants offered a place plus additional children not allocated a preferred school
Special provision	SEND Department ASD and SEMH
Wraparound care	Breakfast Club available on site
	Please see school website for more details.

Summary of oversubscription criteria

Children who have an Education, Health and Care Plan naming Orchard Academy will be given priority for admission within the normal admission round.

Where there is over subscription the following criteria will be used to allocate places:

1. Children who are looked after (LAC) and all previously looked after children (PLAC) including those children who appear (to the admission authority) to have been in state care outside of England and ceased to be in state care as a result of being adopted (IAPLAC).
2. A child with a sibling at the school, or attending Shepherdswell Academy, who is expected to be on roll at the school or at Shepherdswell Academy at the time of admission.
3. Children of staff employed at Orchard Academy: a) where the member of staff has been employed at the school for two or more years at the time at which the application for admission to the school is made, and/or b) the member of staff is recruited to fill a vacant post for which there is a demonstrable skill shortage.
4. Children who live in the defined area served by the school. Proof of residence may be required.
5. Children who live outside the defined area of the school with a sibling on roll.
6. Any other child.

In the event of there being more applicants meeting any of the criteria above places will be allocated in distance order using the distance between the child's normal home address and the school's main entrance, measured in a straight line, using the council's computerised measuring system with those living closest to the school receiving the higher priority.

Please refer to the school's website for a detailed copy of the school's admission arrangements for children transferring from an infant school at the end of year 2 in September 2026.

Remember the closing date for applications is 15 January 2026

Shepherdswell Academy

Billingwell Place, Springfield, Milton Keynes, MK6 3NP

The catchment area is Campbell Park south of the park, Springfield and Woolstone.

Key Facts

Type of School	Academy
DfE number	8262319
Admission Authority	EMAT – East Midlands Academy Trust
Age Range	2 - 7
Telephone	01908 735865
Email	parents@shepherdswell.emat.uk
Website	https://shepherdswell.emat.uk
Places available in Year R for September 2026	60
Supplementary form required	No
Number of applications received for admission in September 2025	45
Places offered on national offer day 2025	All applicants offered a place
Nursery class attached to school	Yes
Special provision	SCD Department for up to 8 children. Admissions through Milton Keynes Council Inclusion team.
Wraparound care	Breakfast club on site and After school at Orchard Academy for 3-7 aged children. Please see school website for more details

Summary of oversubscription criteria

Children who have an Education Health Care Plan will be given priority for admission within the normal admission round

Where there is over subscription, the following criteria will be used to allocate places:

1. Children in public care or previously in public care but immediately after being looked after became subject to an adoption, residence/child arrangements order or special guardianship order. All LAC and previously LAC are given the highest priority in all schools' over subscription.
2. A child with a sibling at the school or Orchard Academy, who is expected to be on roll at the school at the time of admission.
3. The child's place of residence is within the catchment area of the school and there is no sibling.
4. Others.

In the event of there being more applicants meeting any of the criteria above, places will be allocated in distance order using the distance between the child's normal home address and the school's main entrance, measured in a straight line, using the council's computerised measuring system with those living closest to the school receiving the higher priority.

Please refer to the school's website for a detailed copy of the school's admission arrangements for children starting school for the first time in September 2026.

Remember the closing date for applications is 15 January 2026

The Willows School and Early Years Centre

Fishermead Boulevard, Fishermead, Milton Keynes, MK6 2LP

The catchment area is Fishermead north east of a line drawn down Pencarrow Place and Mullion Place and including South Central Milton Keynes east of Secklow Gate.

Key Facts

Type of School	Community
DfE number	8262320
Admission Authority	Milton Keynes City Council
Age Range	2 - 7
Telephone	01908 528803
Email	office@thewillowseyc.org.uk
Website	www. thewillowseyc.org.uk
Places available in Year R for September 2026	45
Supplementary form required	No
Number of applications received for admission in September 2025	60
Places offered on national offer day 2025	All applicants offered a place
Nursery class attached to school	Yes
Special provision	None
Wraparound care	Breakfast Club available on site. After School Club available on site. Please see school website for more details.

Summary of oversubscription criteria

In the event that there are more applications than places available, applications will be ranked as follows:

1. Children who are looked after (LAC) and all previously looked after children (PLAC) including those children who appear (to the admission authority) to have been in state care outside of England and ceased to be in state care as a result of being adopted (IAPLAC).
2. Children eligible for the service premium¹
3. Siblings of children who are attending the school at the time allocations are made and are expected to be on roll at the school at the time of the proposed admission and the place of residence is within the catchment area of the school
4. The child's place of residence is within the catchment area of the school and there is no sibling
5. Siblings of children who are attending the school at the time allocations are made and are expected to be on roll at the school at the time of the proposed admission and the place of residence is outside of the catchment area of the school
6. Children of staff at the school where the member of staff has been employed at the school for two or more years at the time at which the application for admission to the school is made, and /or the member of staff is recruited to fill a vacant post for which there is a demonstrable skill shortage
7. "Distance" from the school to the place of residence

¹The service premium is additional funding paid annually to schools under Section 14 of the Education Act 2002 for the purposes of supporting the pastoral needs of the children of Armed Services personnel.

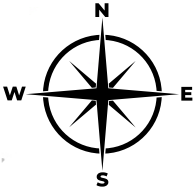
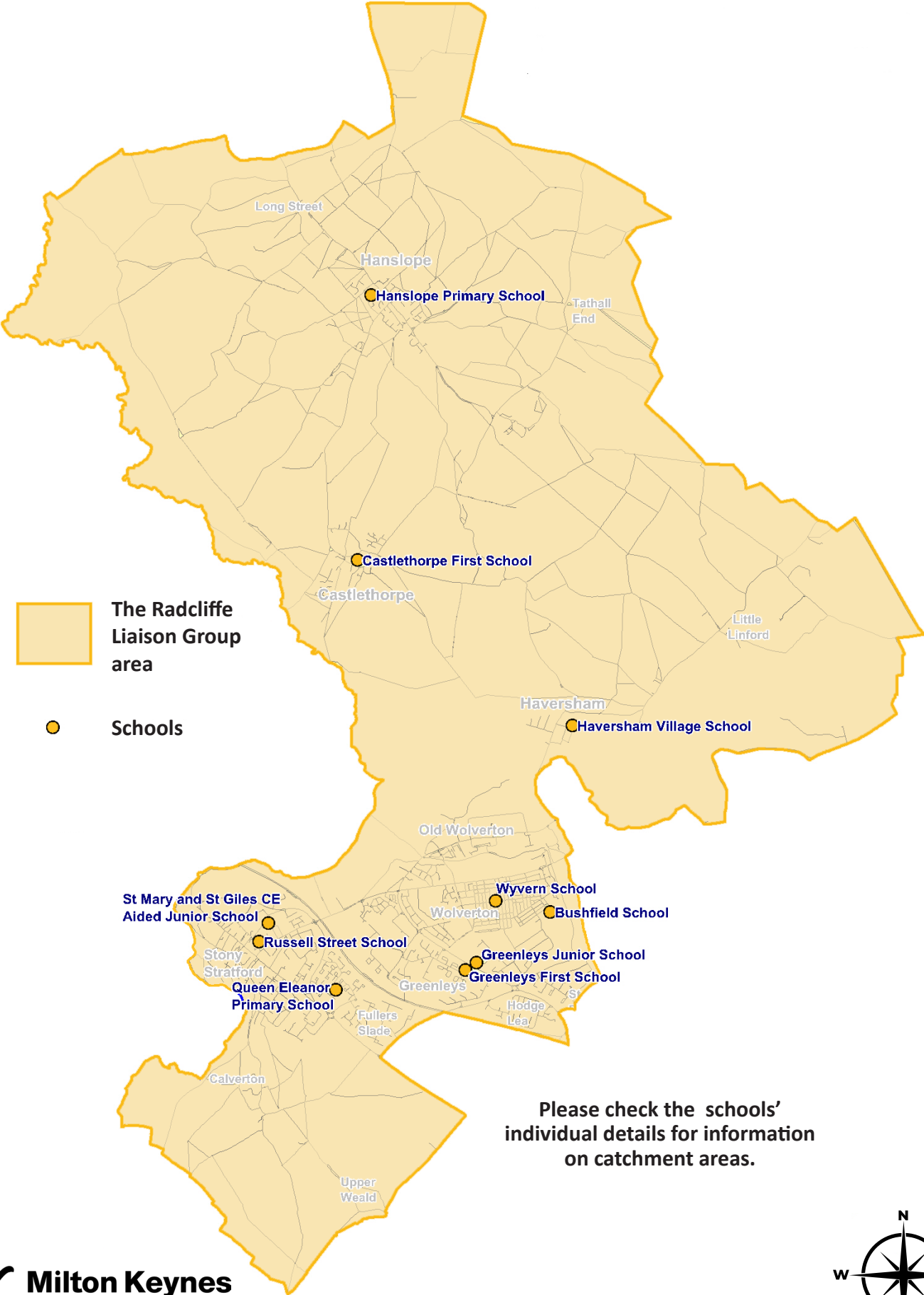
In the event of there being more applicants meeting any of the criteria above, places will be allocated in distance order using the distance between the child's normal home address and the school's main entrance, measured in a straight line, using the council's computerised measuring system with those living closest to the school receiving the higher priority. In the unlikely event of joint over subscription, having exhausted distance, random allocation will be used as the ultimate tie-breaker.

For applicants living in flats, the distance will be measured from the school's main entrance to the front door of the ground floor flat underneath the applicant's main residence. Where two or more pupils live at the same distance, the tie-breaker will be random allocation.

Please refer to the council's website for a detailed copy of the admission arrangements for children starting school for the first time in September 2026

Remember the closing date for applications is 15 January 2026

The Radcliffe Liaison Group primary school locations



Remember the closing date for applications is 15 January 2026

The Radcliffe Liaison Group

Bushfield School

Moon Street, Wolverton, Milton Keynes, MK12 5JG

The catchment area is Wolverton with the exception of the roads listed below, Old Wolverton and Wolverton Mill north of Ridgeway, Stacey Bushes, Haversham Village, Haversham Estate and Little Linford.

The following roads in Wolverton are not in the defined area of Wyvern School -
Addington Avenue, Carter Grove, Frank Atter Croft, Franklins Croft, Goddards Croft, Horners Croft, Marron Lane, Meacham Meadow, Syward Row, Vickers Way, Wilkinson Crescent and Whiting Close.

Key Facts

Type of School	Foundation
DfE number	8262121
Admission Authority	The Governing Body
Age Range	7 - 11
Telephone	01908 314876
Email	office@bushfieldschool.org
Website	www.bushfieldschool.net
Places available in Year R for September 2026	120
Supplementary form required	No
Number of applications received for admission in September 2025	117
Places offered on national offer day 2025	All applicants offered a place
Nursery class attached to school	No
Special provision	None
Wraparound care	Breakfast Club available After school care provisions for Premier Education. Please see school website for more details

Summary of oversubscription criteria

All children whose education, health and care (EHC) plan names the school will be admitted before any other places are allocated. If the school is not oversubscribed, all applicants will be offered a place.

In the event that the school receives more applications than the number of places it has available, places will be given to those children who meet any of the criteria set out below, in order, until all places are filled.

1. Highest priority will be given to looked-after children and all previously looked-after children who apply for a place at the school.
2. Priority will next be given to children of staff at the school, in either of the following circumstances:
 - a). The member of staff has been employed at the school for 2 or more years at the time at which the application for admission to the school is made, and/or
 - b). The member of staff is recruited to fill a vacant post for which there is a demonstrable skill shortage.

3. Priority will next be given to children who attend named feeder schools. Our named feeder schools are our pre-school at Wyvern, and Wyvern at Bushfield.
4. Priority will next be given to children with siblings on the roll of the school at the point of application for the new pupil. Siblings include step siblings, foster siblings, adopted siblings and other children living permanently at the same address. Priority will not be given to children with siblings who are former pupils of the school.
5. Children who live in the defined area at the time of admission.
6. Children who live outside the defined area.

In the event of over subscription places will be allocated in distance order using the distance between the child's normal home address and the school's main entrance, using the shortest appropriate route, measured using the Local Authority's computerised measuring system with those living closest to the school receiving the higher priority.

Please refer to the school's website for a detailed copy of the school's admission arrangements for children transferring from an infant school at the end of year 2 in September 2026.

Remember the closing date for applications is 15 January 2026

Castlethorpe First School

Castlethorpe, Milton Keynes, MK19 7EW

The catchment area is the parish of Castlethorpe including Milford Leys, Lincoln Lodge, Bullington End and Leamington Farm.

Key Facts

Type of School	Community
DfE number	8262015
Admission Authority	Milton Keynes City Council
Age Range	4 - 7
Telephone	01908 510342
Email	office@castlethorpeschool.co.uk
Website	www.castlethorpeschool.co.uk
Places available in Year R for September 2026	15
Supplementary form required	No
Number of applications received for admission in September 2025	35
Places offered on national offer day 2025	All applicants offered a place
Nursery class attached to school	No
Special provision	None
Wraparound care	Breakfast Club available on site. After School Club available on site. Please see school website for more details.

Summary of oversubscription criteria

In the event that there are more applications than places available, applications will be ranked as follows:

1. Children who are looked after (LAC) and all previously looked after children (PLAC) including those children who appear (to the admission authority) to have been in state care outside of England and ceased to be in state care as a result of being adopted (IAPLAC).
2. Children eligible for the service premium¹
3. Siblings of children who are attending the school at the time allocations are made and are expected to be on roll at the school at the time of the proposed admission and the place of residence is within the catchment area of the school
4. The child's place of residence is within the catchment area of the school and there is no sibling
5. Siblings of children who are attending the school at the time allocations are made and are expected to be on roll at the school at the time of the proposed admission and the place of residence is outside of the catchment area of the school
6. Children of staff at the school where the member of staff has been employed at the school for two or more years at the time at which the application for admission to the school is made, and /or the member of staff is recruited to fill a vacant post for which there is a demonstrable skill shortage.
7. "Distance" from the school to the place of residence.

¹ The service premium is additional funding paid annually to schools under Section 14 of the Education Act 2002 for the purposes of supporting the pastoral needs of the children of Armed Services personnel.

In the event of there being more applicants meeting any of the criteria above, places will be allocated in distance order using the distance between the child's normal home address and the school's main entrance, measured in a straight line, using the council's computerised measuring system with those living closest to the school receiving the higher priority. In the unlikely event of joint over subscription, having exhausted distance, random allocation will be used as the ultimate tie-breaker.

For applicants living in flats, the distance will be measured from the school's main entrance to the front door of the ground floor flat underneath the applicant's main residence. Where two or more pupils live at the same distance, the tie-breaker will be random allocation.

Please refer to the council's website for a detailed copy of the admission arrangements for children starting school for the first time in September 2026.

Remember the closing date for applications is 15 January 2026

Greenleys First School

Ardwell Lane, Greenleys, Milton Keynes, MK12 6AT

The catchment area is Greenleys (bounded in the north by Ridgeway), including Addington Avenue, Carter Grove, Frank Atter Croft, Franklins Croft, Goddards Croft, Horners Croft, Marron Lane, Meacham Meadow, Syward Row, Vickers Way, Wilkinson Crescent and Whiting Close plus Hodge Lea.

Key Facts

Type of School	Community
DfE number	8262272
Admission Authority	Milton Keynes City Council
Age Range	4 - 7
Telephone	01908 314698
Email	office@greenleysfirstschool.org.uk
Website	www.greenleysfirstschool.org.uk
Places available in Year R for September 2026	30
Supplementary form required	No
Number of applications received for admission in September 2025	51
Places offered on national offer day 2025	All applicants offered a place plus additional children not allocated a preferred school
Nursery class attached to school	No
Special provision	None
Wraparound care	Breakfast Club available After-school/wrap around provision available from September 2024 Please see school website for more details

Summary of oversubscription criteria

In the event that there are more applications than places available, applications will be ranked as follows:

1. Children who are looked after (LAC) and all previously looked after children (PLAC) including those children who appear (to the admission authority) to have been in state care outside of England and ceased to be in state care as a result of being adopted (IAPLAC).
2. Children eligible for the service premium¹
3. Siblings of children who are attending the school at the time allocations are made and are expected to be on roll at the school at the time of the proposed admission and the place of residence is **within the catchment area** of the school
4. The child's place of residence is within the catchment area of the school and there is no sibling
5. Siblings of children who are attending the school at the time allocations are made and are expected to be on roll at the school at the time of the proposed admission and the place of residence is **outside of the catchment area** of the school
6. Children of staff at the school where the member of staff has been employed at the school for two or more years at the time at which the application for admission to the school is made, and /or the member of staff is recruited to fill a vacant post for which there is a demonstrable skill shortage
7. "Distance" from the school to the place of residence

¹ The service premium is additional funding paid annually to schools under Section 14 of the Education Act 2002 for the purposes of supporting the pastoral needs of the children of Armed Services personnel.

In the event of there being more applicants meeting any of the criteria above places will be allocated in distance order using the distance between the child's normal home address and the school's main entrance, measured in a straight line, using the council's computerised measuring system with those living closest to the school receiving the higher priority. In the unlikely event of joint over subscription, having exhausted distance, random allocation will be used as the ultimate tie-breaker.

For applicants living in flats, the distance will be measured from the school's main entrance to the front door of the ground floor flat underneath the applicant's main residence. Where two or more pupils live at the same distance, the tie-breaker will be random allocation.

Please refer to the council's website for a detailed copy of the admission arrangements for children starting school for the first time in September 2026.

Remember the closing date for applications is 15 January 2026

Greenleys Junior School

Marron Lane, Greenleys, Milton Keynes, MK12 5DE

The catchment area is Greenleys (bounded in the north by Ridgeway), including Addington Avenue, Carter Grove, Frank Atter Croft, Franklins Croft, Goddards Croft, Horners Croft, Marron Lane, Meacham Meadow, Syward Row, Vickers Way, Wilkinson Crescent and Whiting Close plus Hodge Lea.

Key Facts

Type of School	Community
DfE number	8262305
Admission Authority	Milton Keynes City Council
Age Range	7 - 11
Telephone	01908 312551
Email	office@greenleysjunior.org
Website	www.greenleysjunior.org
Places available in Year R for September 2026	60
Supplementary form required	No
Number of applications received for admission in September 2025	65
Places offered on national offer day 2025	All applicants offered a place
Nursery class attached to school	No
Special provision	None
Wraparound care	Breakfast Club available on site from 8am After School Club available on site until 6:10pm Please see school website for more details.

Summary of oversubscription criteria

In the event that there are more applications than places available, applications will be ranked as follows:

1. Children who are looked after (LAC) and all previously looked after children (PLAC) including those children who appear (to the admission authority) to have been in state care outside of England and ceased to be in state care as a result of being adopted (IAPLAC).
2. Children eligible for the service premium¹
3. Siblings of children who are attending the school at the time allocations are made and are expected to be on roll at the school at the time of the proposed admission and the place of residence is **within the catchment area** of the school
4. The child's place of residence is within the catchment area of the school and there is no sibling
5. Siblings of children who are attending the school at the time allocations are made and are expected to be on roll at the school at the time of the proposed admission and the place of residence is **outside of the catchment area** of the school
6. Children of staff at the school where the member of staff has been employed at the school for two or more years at the time at which the application for admission to the school is made, and /or the member of staff is recruited to fill a vacant post for which there is a demonstrable skill shortage
7. "Distance" from the school to the place of residence

¹ The service premium is additional funding paid annually to schools under Section 14 of the Education Act 2002 for the purposes of supporting the pastoral needs of the children of Armed Services personnel.

In the event of there being more applicants meeting any of the criteria above places will be allocated in distance order using the distance between the child's normal home address and the school's main entrance, measured in a straight line, using the council's computerised measuring system with those living closest to the school receiving the higher priority. In the unlikely event of joint over subscription, having exhausted distance, random allocation will be used as the ultimate tie-breaker.

For applicants living in flats, the distance will be measured from the school's main entrance to the front door of the ground floor flat underneath the applicant's main residence. Where two or more pupils live at the same distance, the tie-breaker will be random allocation.

Please refer to the council's website for a detailed copy of the admission arrangements for children starting school for the first time in September 2026.

Remember the closing date for applications is 15 January 2026

Hanslope Primary School

Hanslope, Milton Keynes, MK19 7BL

The catchment area is Hanslope Parish (except Miltford Leys, Lincoln Lodge, Bullington End and Leamington Farm). Castlethorpe Parish at age 7.

Key Facts

Type of School	Community
DfE number	8262042
Admission Authority	Milton Keynes City Council
Age Range	4 - 11
Telephone	01908 510245
Email	admin@hanslope.milton-keynes.sch.uk
Website	www.hanslopeschool.co.uk
Places available in Year R for September 2026	60
Places available in Year 3 for September 2026	15
Supplementary form required	No
Number of applications received for admission in September 2025	YR - 58 Y3 - 13
Places offered on national offer day 2025	YR - All applicants offered a place Y3 - All applicants offered a place
Nursery class attached to school	No
Special provision	None
Wraparound care	Breakfast Club available on site. After School Club available on site. Please contact school for more details.

Summary of oversubscription criteria

In the event that there are more applications than places available, applications will be ranked as follows:

1. Children who are looked after (LAC) and all previously looked after children (PLAC) including those children who appear (to the admission authority) to have been in state care outside of England and ceased to be in state care as a result of being adopted (IAPLAC).
2. Children eligible for the service premium¹
3. Siblings of children who are attending the school at the time allocations are made and are expected to be on roll at the school at the time of the proposed admission and the place of residence is within the catchment area of the school
4. The child's place of residence is within the catchment area of the school and there is no sibling
5. Siblings of children who are attending the school at the time allocations are made and are expected to be on roll at the school at the time of the proposed admission and the place of residence is outside of the catchment area of the school
6. Children of staff at the school where the member of staff has been employed at the school for two or more years at the time at which the application for admission to the school is made, and /or the member of staff is recruited to fill a vacant post for which there is a demonstrable skill shortage

7. “Distance” from the school to the place of residence

¹ The service premium is additional funding paid annually to schools under Section 14 of the Education Act 2002 for the purposes of supporting the pastoral needs of the children of Armed Services personnel.

In the event of there being more applicants meeting any of the criteria above, places will be allocated in distance order using the distance between the child’s normal home address and the school’s main entrance, measured in a straight line, using the council’s computerised measuring system with those living closest to the school receiving the higher priority. In the unlikely event of joint over subscription, having exhausted distance, random allocation will be used as the ultimate tie-breaker.

For applicants living in flats, the distance will be measured from the school’s main entrance to the front door of the ground floor flat underneath the applicant’s main residence. Where two or more pupils live at the same distance, the tie-breaker will be random allocation.

Please refer to the council’s website for a detailed copy of the admission arrangements for children starting school for the first time or transferring at the end of year 2 in September 2026.

Remember the closing date for applications is 15 January 2026

Haversham Village School

Haversham, Milton Keynes, MK19 7AN

The catchment area is Haversham Village, Haversham Estate and Little Linford.

Key Facts

Type of School	Community
DfE number	8262043
Admission Authority	Milton Keynes City Council
Age Range	4 - 11
Telephone	01908 312673
Email	office@haversham.milton-keynes.sch.uk
Website	www.havershamvillage.co.uk
Places available in Year R for September 2026	25
Supplementary form required	No
Number of applications received for admission in September 2025	64
Number of places offered on national offer day 2025	All applicants offered a place
Nursery class attached to school	No
Special provision	None
Wraparound care	Breakfast Club available on site. After School Club available on site. Please contact school for more details.

Summary of oversubscription criteria

In the event that there are more applications than places available, applications will be ranked as follows:

1. Children who are looked after (LAC) and all previously looked after children (PLAC) including those children who appear (to the admission authority) to have been in state care outside of England and ceased to be in state care as a result of being adopted (IAPLAC).
2. Children eligible for the service premium¹
3. Siblings of children who are attending the school at the time allocations are made and are expected to be on roll at the school at the time of the proposed admission and the place of residence is **within the catchment area** of the school
4. The child's place of residence is within the catchment area of the school and there is no sibling
5. Siblings of children who are attending the school at the time allocations are made and are expected to be on roll at the school at the time of the proposed admission and the place of residence is **outside of the catchment area** of the school
6. Children of staff at the school where the member of staff has been employed at the school for two or more years at the time at which the application for admission to the school is made, and /or the member of staff is recruited to fill a vacant post for which there is a demonstrable skill shortage
7. "Distance" from the school to the place of residence

¹ The service premium is additional funding paid annually to schools under Section 14 of the Education Act 2002 for the purposes of supporting the pastoral needs of the children of Armed Services personnel.

In the event of there being more applicants meeting any of the criteria above, places will be allocated in distance order using the distance between the child's normal home address and the school's main entrance, measured in a straight line, using the council's computerised measuring system with those living closest to the school receiving the higher priority. In the unlikely event of joint over subscription, having exhausted distance, random allocation will be used as the ultimate tie-breaker.

For applicants living in flats, the distance will be measured from the school's main entrance to the front door of the ground floor flat underneath the applicant's main residence. Where two or more pupils live at the same distance, the tie-breaker will be random allocation.

Please refer to the council's website for a detailed copy of the admission arrangements for children starting school for the first time in September 2026.

Remember the closing date for applications is 15 January 2026

Russell Street School

Russell Street, Stony Stratford, Milton Keynes, MK11 1BT

The catchment area is the western side of Stony Stratford bounded by and including Calverton Road (odd numbers to 33 and all even numbers), Park Road, London Road (as far as the allotments), Malletts Close and the village of Calverton.

Key Facts

Type of School	Community
DfE number	8262112
Admission Authority	Milton Keynes City Council
Age Range	4 - 7
Telephone	01908 563148
Email	office@russell-street-school.co.uk
Website	www.russell-street-school.co.uk
Places available in Year R for September 2026	60
Supplementary form required	No
Number of applications received for admission in September 2025	116
Places offered on national offer day 2025	All applicants offered a place
Nursery class attached to school	Yes
Special provision	None
Wraparound care	Breakfast Club available on site. After School Club available on site. Please contact school for more details.

Summary of oversubscription criteria

In the event that there are more applications than places available, applications will be ranked as follows:

1. Children who are looked after (LAC) and all previously looked after children (PLAC) including those children who appear (to the admission authority) to have been in state care outside of England and ceased to be in state care as a result of being adopted (IAPLAC).
2. Children eligible for the service premium¹
3. Siblings of children who are attending the school at the time allocations are made and are expected to be on roll at the school at the time of the proposed admission and the place of residence is **within the catchment area** of the school
4. The child's place of residence is within the catchment area of the school and there is no sibling
5. Siblings of children who are attending the school at the time allocations are made and are expected to be on roll at the school at the time of the proposed admission and the place of residence is **outside of the catchment area** of the school
6. Children of staff at the school where the member of staff has been employed at the school for two or more years at the time at which the application for admission to the school is made, and /or the member of staff is recruited to fill a vacant post for which there is a demonstrable skill shortage
7. "Distance" from the school to the place of residence

¹ The service premium is additional funding paid annually to schools under Section 14 of the Education Act 2002 for the purposes of supporting the pastoral needs of the children of Armed Services personnel.

In the event of there being more applicants meeting any of the criteria above, places will be allocated in distance order using the distance between the child's normal home address and the school's main entrance, measured in a straight line, using the council's computerised measuring system with those living closest to the school receiving the higher priority. In the unlikely event of joint over subscription, having exhausted distance, random allocation will be used as the ultimate tie-breaker

For applicants living in flats, the distance will be measured from the school's main entrance to the front door of the ground floor flat underneath the applicant's main residence. Where two or more pupils live at the same distance, the tie-breaker will be random allocation.

Please refer to the council's website for a detailed copy of the admission arrangements for children starting school for the first time in September 2026.

Remember the closing date for applications is 15 January 2026

St Mary & St Giles C of E Aided Primary School

King George Crescent, Stony Stratford, Milton Keynes, MK11 1EF – North Site

Galley Hill, Stony Stratford, Milton Keynes, MK11 1PA – South Site

St Mary & St Giles C of E Primary School is one school with two sites: North and South.

For pupils in Reception, Key Stage 1 and Key Stage 2:

The South Site serves Fullers Slade and Galley Hill estates, that part of Stony Stratford east of a line from the junction of Calverton Road and Augustus Road across London Road to the loop road and including The Limes, Coronation Road and Hale Avenue

For pupils in Key Stage 2 only:

North Site serves the western side of Stony Stratford bounded by and including Calverton Road (Odd numbers to 33 and all even numbers), Park Road, London Road (as far as the allotments), Mallets Close and the Village of Calverton.

Key Facts

Type of School	Academy
DfE number	8262029
Admission Authority	The Governing Body
Age Range	3 - 11
Telephone	01908 562186 / 01908 562955
Email	office@smsg.uk.com / southoffice@smsg.uk.com
Website	https://www.smsg.uk.com
Places available in Year R for September 2026	30
Places available in Year 3 for September 2026	90
Supplementary form required	Yes if applying under criterion 7
Number of applications received for admission in September 2025 for Year R	30
Number of applications received for admission in September 2025 for Year 3	67
Places offered on national offer day 2025	YR - All applicants offered a place plus additional children not allocated a preferred school Y3 - All applicants offered a place
Nursery class attached to school	Yes
Wraparound care	Premier Education breakfast and afterschool provision at North site . 01908 597940 HYPERLINK "mailto:mkoffice@premiereducation.com"mkoffice@premiereducation.com School run breakfast club at South site which is free to all families

Summary of oversubscription criteria

Children with an Education, Health and Care Plan naming St Mary & St Giles C of E Junior School will always be admitted.

In the event of there being oversubscription, which means that there is greater demand for admission than there are places available, the following criteria will be applied in the order set out below:

1. Children who are looked after (LAC) and all previously looked after children (PLAC) including those children who appear (to the admission authority) to have been in state care outside of England and ceased to be in state care as a result of being adopted (IAPLAC).
2. Children who are looked after (LAC) and all previously looked after children (PLAC) including those children
3. Children attending Year 2 in Russell Street School at the time of application
4. Children with a normal home address in the catchment area and with a sibling attending SMSG
5. Children with a normal home address in the catchment area
6. Children with a normal home address outside the catchment area with a sibling attending SMSG
7. Children whose parent expresses a denominational preference for a CofE school.

In the event of there being more applications meeting any of the criteria above than spaces available, places will be allocated in distance order using the distance between the child's normal home address and the school's main entrance, measured in a straight line, using the council's computerised measuring system, with those living closest to the school receiving the higher priority. In the event that two distance measurements are identical, the school will use random allocation to decide which child should be offered the place. The process will be conducted in the presence of a person independent of the school.

Please refer to the school's website for a detailed copy of the admission arrangements for children starting school for the first time or transferring from an infant school at the end of year 2 in September 2026.

Remember the closing date for applications is 15 January 2026

Wyvern School

Aylesbury Street, Wolverton, Milton Keynes, MK12 5HU

The catchment area is Wolverton (with the exception of the roads listed below), Old Wolverton and Wolverton Mill north of Ridgeway, Stacey Bushes, Haversham Village, Haversham Estate and Little Linford.

The following roads in Wolverton are not in the defined area of Wyvern School: Addington Avenue, Carter Grove, Frank Atter Croft, Franklins Croft, Goddards Croft, Horners Croft, Marron Lane, Meacham Mead, Skyward Row, Vickers Way, Wilkinson Crescent and Whiting Close.

Key Facts

Type of School	Foundation
DfE number	8262122
Admission Authority	The Governing Body
Age Range	2 - 7
Telephone	01908 312275
Email	office@wyvernschool.org
Website	www.wyvernschool.org
Places available in Year R for September 2026	120
Supplementary form required	No
Number of applications received for admission in September 2025	104
Places offered on national offer day 2025	All applicants offered a place plus additional children not allocated a preferred school
Nursery class attached to school	Yes
Special provision	None
Wraparound care	Breakfast club provision and afterschool wrap around care. 5-7 year olds provided by Premier Sport and 2-3 year olds provided by Treetops.

Summary of oversubscription criteria

Children who have an Education, Health and Care Plan naming Wyvern School will be given priority for admission within the normal admission round.

Where there is over subscription the following criteria will be used to allocate places:

1. Highest priority will be given to looked-after children and all previously looked-after children who apply for a place at the school.(Children who are looked after (LAC) and all previously looked after children (PLAC) including those children who appear (to the admission authority) to have been in state care outside of England and ceased to be in state care as a result of being adopted (IAPLAC).
2. Priority will next be given to children of staff at the school, in either of the following circumstances: a) The member of staff has been employed at the school for 2 or more years at the time at which the application for admission to the school is made, and/or b) The member of staff is recruited to fill a vacant post for which there is a demonstrable skill shortage.
3. Priority will next be given to children who attend named feeder schools. Our named feeder schools are our pre-school at Wyvern, and Wyvern at Bushfield.

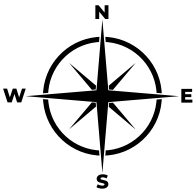
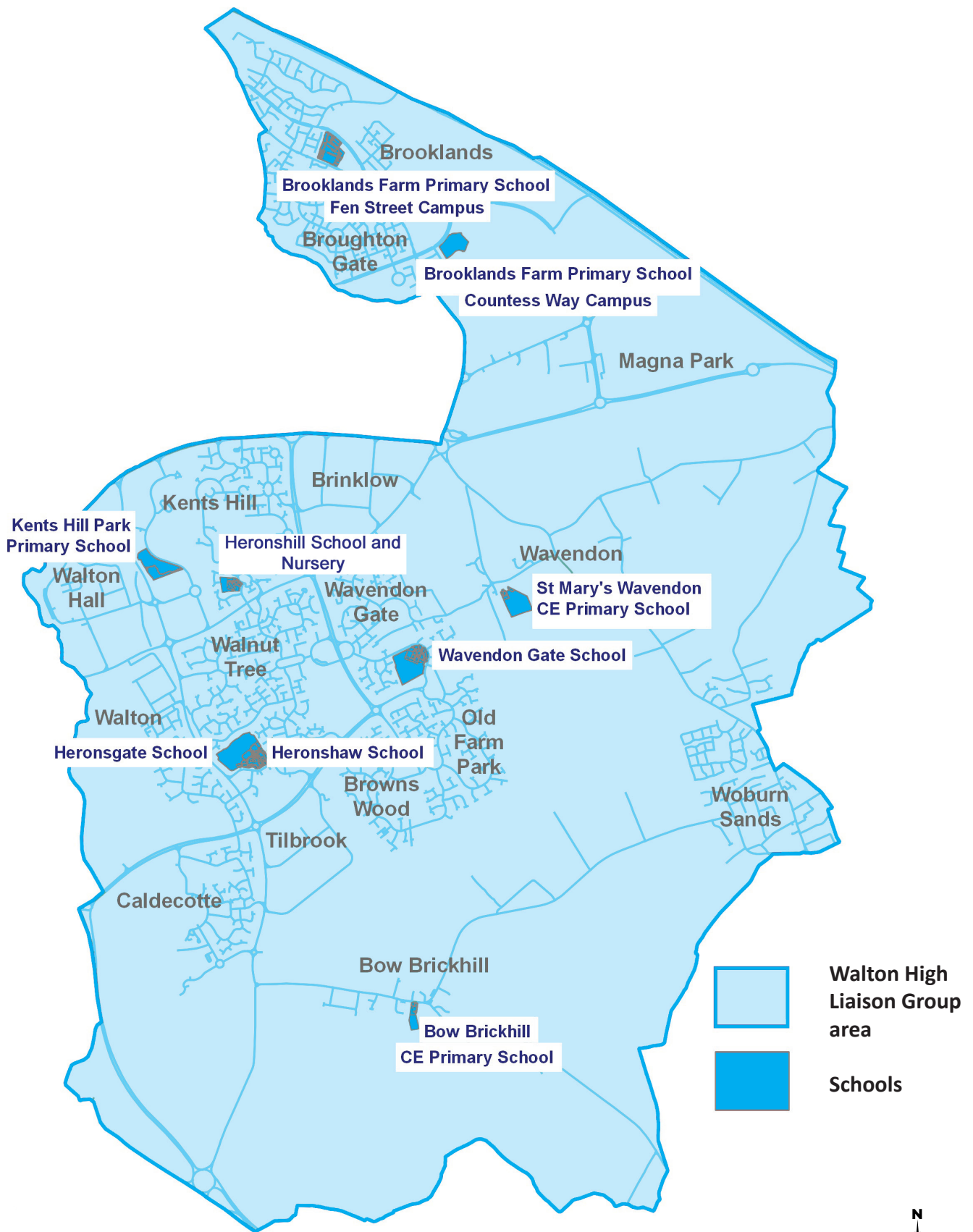
4. Priority will next be given to children with siblings on the roll of the school at the point of application for the new pupil. Siblings include step siblings, foster siblings, adopted siblings and other children living permanently at the same address. Priority will not be given to children with siblings who are former pupils of the school.
5. Children who live in the defined area at the time of admission.
6. Children who live outside the defined area

In the event of over subscription, places will be allocated in accordance with the admissions criteria set out above, with criterion 1 having the highest priority, and criterion 7 having the lowest. In the event of there being more applicants meeting any of the criteria above, places will be allocated in distance order using the distance between the child's normal home address and the school's main entrance, measured in a straight line, using the council's computerised measuring system with those living closest to the school receiving the higher priority.

Please refer to the school's website for a detailed copy of the school's admission arrangements for children starting school for the first time in September 2026.

Remember the closing date for applications is 15 January 2026

Walton High Liaison Group primary school locations



Remember the closing date for applications is 15 January 2026

Walton High Liaison Group

Bow Brickhill CE Primary School

Bow Brickhill, Milton Keynes, MK17 9JT

The catchment area is Bow Brickhill and Eaton Leys.

Key Facts

Type of School	Voluntary Aided
DfE number	8263384
Admission Authority	The Governing Body
Age Range	4 - 11
Telephone	01908 373672
Email	office@bowbrickhillprimary.co.uk
Website	www.bowbrickhillprimary.co.uk
Places available in Year R for September 2026	15
Supplementary form required	No
Number of applications received for admission in September 2025	67
Places offered on national offer day 2025	15 - All applicants offered up to criterion 6 (Children outside of the defined area with a sibling on roll) and some applicants offered under criterion 7 (Other children) to a distance of 1.509 miles
Nursery class attached to school	No
Special provision	None
Wraparound care	On Site Provision

Summary of oversubscription criteria

Children with an Education, Health and Care (EHC) plan naming Bow Brickhill CE Primary School will be admitted where the school is named and can meet the specific needs of the child. They will be admitted at the normal transfer point for children starting school for the first time at 4+. If there are fewer applications than places available, all children will be offered places. If there is greater demand for admission than there are places available, the following criteria will be applied in the order set out below:

1. Looked-after children and children who were previously looked after, but ceased to be so because, immediately after being looked after they were adopted or became subject to a residence order or special guardianship order. (See Note 2 on the schools website)
2. Families who have exceptional medical or social needs that make it essential that their child attends Bow Brickhill CE Primary School rather than any other. These needs must be fully supported by written evidence from the appropriate professional person involved with the family. (See Note 3 on the schools website)
3. Children with a normal home address (See Note 4 on the schools website) in the defined area and with a sibling (see Note 5 on the schools website) on roll at the school at the time of application or whose parent has accepted an offer of a place at the school and who is expected still to be in attendance at the time of entry to the school.
4. Children of staff at the school where the member of staff has been employed at the school or two or more years at the time at which the application for admission to the school is made, and /or the member of staff is recruited to fill a vacant post for which there is a demonstrable skill shortage

5. A child with a normal home address (see Note 4 on the schools website) in the defined area.
6. Children with a normal home address (See note 4 on the schools website) outside the defined area and with a sibling (see Note 5 on the schools website) on the roll of the school at the time of application or, whose parent has accepted an offer of a place at the school and who is expected still to be in attendance at the time of entry to the school.
7. Other children.

Proximity of the child's home, as measured by the straight line distance (see Note 6 on the schools website) between the home and the school with those living nearer being accorded the higher priority, will serve to differentiate between children in criteria 1 to 7 should the need arise. In the event that two distance measurements are identical, the school will use random allocation to decide which child should be offered the place. The process will be conducted in the presence of a person independent of the school.

Please refer to the school's website for a detailed copy of the school's admission arrangements for children starting school for the first time in September 2026.

Remember the closing date for applications is 15 January 2026

Brooklands Farm Primary School

Fen Street Campus, Fen Street, Brooklands, Milton Keynes, MK10 7EU

Countess Way Campus, Countess Way, Brooklands, Milton Keynes, MK10 7HN

The school serves the settlements of Brooklands and the area of Broughton, north of Broughton Brook between Milton Road (even house numbers) and Countess Way.

Please refer to the 'My Mapping' tool on the council's website for further clarification at <https://mapping.milton-keynes.gov.uk>

Key Facts

Type of School	Community
DfE number	8263391
Admission Authority	Milton Keynes City Council
Age Range	4 - 11
Telephone	01908 760081
Email	office@brooklandsfarm.milton-keynes.sch.uk
Website	www.brooklandsfarm.milton-keynes.sch.uk
Places available in Year R for September 2026	180
Supplementary form required	No
Number of applications received for admission in September 2025	335
Places offered on national offer day 2025	All applicants offered up to criterion 6 (Children of Staff) and some applicants offered a place under criterion 7 (Distance) to a distance of 5.145 miles
Nursery class attached to school	yes
Special provision	None
Wraparound care	Breakfast club available on site After School Club available on site Please see school website for more details

Summary of oversubscription criteria

In the event that there are more applications than places available, applications will be ranked as follows:

1. Children who are looked after (LAC) and all previously looked after children (PLAC) including those children who appear (to the admission authority) to have been in state care outside of England and ceased to be in state care as a result of being adopted (IAPLAC).
2. Children eligible for the service premium¹
3. Siblings of children who are attending the school at the time allocations are made and are expected to be on roll at the school at the time of the proposed admission and the place of residence is within the catchment area of the school
4. The child's place of residence is within the catchment area of the school and there is no sibling
5. Siblings of children who are attending the school at the time allocations are made and are expected to be on roll at the school at the time of the proposed admission and the place of residence is outside of the catchment area of the school

6. Children of staff at the school where the member of staff has been employed at the school for two or more years at the time at which the application for admission to the school is made, and /or the member of staff is recruited to fill a vacant post for which there is a demonstrable skill shortage
7. "Distance" from the school to the place of residence

¹ The service premium is additional funding paid annually to schools under Section 14 of the Education Act 2002 for the purposes of supporting the pastoral needs of the children of Armed Services personnel.

In the event of there being more applicants meeting any of the criteria above places will be allocated in distance order using the distance between the child's normal home address and the school's main entrance, measured in a straight line to the nearest campus, using the council's computerised measuring system with those living closest to the school receiving the higher priority. In the unlikely event of joint over subscription, having exhausted distance, random allocation will be used as the ultimate tie-breaker.

For applicants living in flats, the distance will be measured from the school's main entrance to the front door of the ground floor flat underneath the applicant's main residence. Where two or more pupils live at the same distance, the tie-breaker will be random allocation.

Campus allocation process:

If your child is successfully allocated a place at Brooklands Farm Primary School a campus will then be allocated and you will be informed of this on National Offer Day.

The campus will be allocated as follows:

Fen Street Campus – Broughton Gate bounded by Dalegarth and Haven Street and Brooklands to the north of Portline Road.

Countess Way Campus – Broughton Gate bounded by but not including Dalegarth Way and Haven Street and Brooklands to the south of but not including Portline Road.

It is important to note that it is likely that one of the campuses will be oversubscribed. This will mean that the campus over subscription criteria will be used to prioritise children to the oversubscribed campus, as follows:

1. Children in care living within the catchment of the campus
2. Children in catchment for the school with sibling on roll at the campus, at the time of admission
3. Children who live in the campus catchments area
4. Children who live in the catchment area of the school
5. Children who live outside the school's catchment area with a sibling on roll at the campus
6. Children who live outside the school's catchment area

Within each criterion, each child will be ranked according to the distance from the home address to the alternative campus site, measured in a straight line.

Priority within each criterion will be given to those children who live furthest away from the alternative campus, and therefore for whom the alternative campus would be less suitable.

If you are unhappy with the campus allocation offered on national offer day, you may express your preference to change campus site, which will be reviewed by the Transfer Request Panel. Movement between sites during the academic year is not encouraged and will only be permitted in exceptional circumstances.

Please refer to the school's website for a detailed copy of the school's admission arrangements for children starting school for the first time in September 2026.

Remember the closing date for applications is 15 January 2026

Heronsgate School

Lichfield Down, Walnut Tree, Milton Keynes, MK7 7BW

The catchment area is Browns Wood, Caldecotte, Kents Hill, Walnut Tree, Walton Park and Walton.

Key Facts

Type of School	Academy
DfE number	8262331
Admission Authority	IFtL Board of Trustees
Age Range	7 - 11
Telephone	01908 550811
Email	enquiries@heronsgateschool.co.uk
Website	www.heronsgate.org.uk
Places available in Year R for September 2026	60
Supplementary form required	No
Number of applications received for admission in September 2025 for year 3	105
Places offered on national offer day 2025	All applicants offered a place
Nursery class attached to school	No
Special provision	None
Wraparound care	Breakfast club and After School Club available on site Please see school website for more details

Summary of oversubscription criteria

Children who have an Education, Health and Care Plan that names Heronsgate School will be allocated a place in accordance with national regulations.

In the event that there are more applications received than there are places available, the following criteria will be used to allocate places:

1. Children who are looked after (LAC) and all previously looked after children (PLAC) including those children who appear (to the admission authority) to have been in state care outside of England and ceased to be in state care as a result of being adopted (IAPLAC).
2. Children living within the defined area who will have a sibling still in attendance at Heronsgate School, at the time of admission.
3. Children of staff employed by the Milton Keynes Education Trust.
 - a). Where the member of staff has been employed at the school for two or more years at the time at which the application for admission to the school is made; or
 - b). Where the member of staff is recruited to fill a vacant post for which there is a demonstrable skill shortage.
4. Children in attendance at Milton Keynes Education Trust infant school (Heronshill School and Nursery) and living in the defined area of Heronshill School and Nursery.
5. Children who live in Heronsgate School's defined area.
6. Children living outside the defined area in attendance at Milton Keynes Education Trust infant school (Heronshill School and Nursery)

7. Children living outside the defined area with a sibling still in attendance at the time of proposed admission.
8. Children living outside the defined area.

In the event of over subscription, including over subscription within any category above, remaining places will be awarded according to the proximity of the child's main residence to the main entrance of Heronsgate School. This is measured in a straight line from the front door of the child's home to the school's main entrance gate using the council's computerised measuring system, with those living closer to the school receiving higher priority. In the event that it is not possible to establish the order of priority between two or more addresses at the same distance, then random allocation will be used. The random allocation process will be independently supervised.

Please refer to the school's website for a detailed copy of the school's admission arrangements for children transferring from an infant school at the end of year 2 in September 2026.

Remember the closing date for applications is 15 January 2026

Heronshaw School

Lichfield Down, Walnut Tree, Milton Keynes, MK7 7PG

The catchment area is Browns Wood, Caldecotte, Walnut Tree (south of Walton Road, Hindhead Knoll and Fyfield Barrow), Walton and Walton Park.

Key Facts

Type of School	Academy
DfE number	8262349
Admission Authority	The Academy Board of Directors
Age Range	7 - 11
Telephone	01908 608380
Email	office@heronshawschool.co.uk
Website	office@heronshawschool.co.uk
Places available in Year R for September 2026	90
Supplementary form required	No
Number of applications received for admission in September 2025	102
places offered on national offer day 2025	All applicants offered a place
Nursery class attached to school	No
Special provision	None
Wraparound care	Breakfast club available on site Please see school website for more details

Summary of oversubscription criteria

In the event that there are more applications than places available, applications will be ranked as follows:

1. Children who are looked after (LAC) and all previously looked after children (PLAC) including those children who appear (to the admission authority) to have been in state care outside of England and ceased to be in state care as a result of being adopted.
2. Siblings of children who are attending the school at the time allocations are made and are expected to be on roll at the school at the time of the proposed admission and the place of residence is within the catchment area of the school
3. The child's place of residence is within the catchment area of the school and there is no sibling
4. Siblings of children who are attending the school at the time allocations are made and are expected to be on roll at the school at the time of the proposed admission and the place of residence is outside of the catchment area of the school
5. Children of staff at the school where the member of staff has been employed at the school for two or more years at the time at which the application for admission to the school is made, and /or the member of staff is recruited to fill a vacant post for which there is a demonstrable skill shortage
6. "Distance" from the school to the place of residence

In the event of there being more applicants meeting any of the criteria above, places will be allocated in distance order using the distance between the child's normal home address and the school's main entrance, measured in a straight line, using the council's computerised measuring system with those living closest to the school receiving the higher priority. In the unlikely event of joint over subscription, having exhausted distance,

random allocation will be used as the ultimate tie-breaker

For applicants living in flats, the distance will be measured from the school's main entrance to the front door of the ground floor flat underneath the applicant's main residence. Where two or more pupils live at the same distance, the tie-breaker will be random allocation.

Please refer to the council's website for a detailed copy of the admission arrangements for children starting school for the first time in September 2026.

Remember the closing date for applications is 15 January 2026

Heronhill School and Nursery

Birdlip Lane, Kents Hill, Milton Keynes, MK7 6HD

The defined area for admission is the area of Milton Keynes east of the Ouzel to Tongwell Street (V11) and between Standing Way (H8) and the north part of Walnut Tree. This area covers Kents Hill, Kents Hill Park, Walton, Walton Manor, Walton Park and part of Walnut Tree to the north of and including Walton Road, Hindhead Knoll and Fyfield Barrow.

Key Facts

Type of School	Academy
DfE number	8262350
Admission Authority	Inspiring Futures through Learning
Age Range	2 - 7
Telephone	01908 240038
Email	office@kentshillsch.co.uk
Website	www.heronhillschool.co.uk
Places available in Year R for September 2026	15
Supplementary form required	No
Number of applications received for admission in September 2025	69
Number of places offered on national offer day 2025	All applicants offered up a place
Nursery class attached to school	No
Special provision	None
Wraparound care	Breakfast Club available on site. After School Club available offsite. Full Wraparound Care from 7.30am to 5.30pm is available Please contact the school for more details.

Summary of oversubscription criteria

In the event of there being greater demand for admission than there are places available, after the admission of children with an Education, Health and Care Plan (EHCP) naming Heronhill School and Nursery, places will be allocated in the following priority order:

1. Looked after or previously looked after children. A 'looked after child' is a child who is (a) in the care of a local authority, or (b) being provided with accommodation by a local authority in the exercise of their social services functions (see the definition in Section 22(1) of the Children Act 1989) at the time of making an application to a school. Previously looked after children are children who were looked after but ceased to be so because they were adopted (or became subject to a child arrangements order or special guardianship order).
2. Children attending Heronhill School and Nursery who also live in the school's defined area.
3. Children who live in the school's defined area and have a sibling on roll at the time of admission.
4. Children attending Heronhill School and Nursery who live outside the defined area and have a sibling on roll at the time of admission.
5. Children attending Heronhill School and Nursery who live outside the defined area.

6. Children who live in the defined area served by the school.
7. Children of staff employed by Milton Keynes Education Trust. Children of staff may only be given priority where:
 - the member of staff has been employed at the school for two or more years at the time at which the application to the school is made; and/or
 - a member of staff is recruited to fill a vacant post for which there is a demonstratable skill shortage
8. Children who live outside the defined area.

In the event of oversubscription following the application of the criteria above, places will be allocated according to the proximity of the child's home to the school. The shortest route between Heronshill School and the normal home address is measured using a computerised geographical information system. Each house and school has a unique reference, as do all the redways and paths which are coded at any point of junction such as at an underpass or where it crosses with another path. This enables the programme to calculate the distance from home to school. All measurements are calculated using the same system providing consistency for all applicants.

Please refer to the school's website for a detailed copy of the school's admission arrangements for children starting school for the first time in September 2026.

Remember the closing date for applications is 15 January 2026

Kents Hill Park School, Primary and Nursery

Timbold Drive, Kents Hill Park, Milton Keynes, MK7 6BZ

Kents Hill Park is an all-through school offering education provision from Reception to year 11.

Year R to Year 2 defined area: Kents Hill Park

Year 3 to Year 6 defined area: Browns Wood, Caldecotte, Walnut Tree, Walton, Walton Park, Kents Hill (shared with Heronsgate School) and for residents of the new development in Kents Hill Park

Key Facts

Type of School	Free School
DfE number	8264004
Admission Authority	Kingsbridge Educational Trust Board of Directors
Age Range	3 - 16
Telephone	01908 533290
Email	office@kentshillpark.school
Website	www.kentshillpark.school
Places available in Year R for September 2026	30
Places available in Year 3 for September 2026	30
Supplementary form required	No
Number of applications received for admission in September 2025	109
Number of applications received for admission in September 2025 for Year 3	71
Number of places offered on national offer day 2025	YR R 30 - All applicants offered up to criterion 5 (outside catchment with a sibling) and some allocated under criterion 6 (distance) up to a distance of 0.752 miles YR 3 - All applicants offered a place
Nursery class attached to school	Yes
Special provision	None
Wraparound care	Breakfast Club and after School Clubs are available. Please see school website for more details.

Summary of oversubscription criteria

Children who have a statement of special educational needs or an Education, Health and Care Plan which names the School will be admitted and will count towards the planned admission number.

In the event that there are more applications than places available, applications will be ranked as follows:

1. A 'Looked After Child' or a 'Previously Looked After Child' including those children who appear (to the admission authority) to have been in state care outside of England and ceased to be in state care as a result of being adopted (IAPLAC).
2. Children who live in Kents Hill Park Primary School defined area and will have a sibling attending Kents Hill Park School** at the time of application with a reasonable expectation that the sibling will be attending at the start of the new academic year of proposed admission.
 - a). Children of staff who have been employed at Kents Hill Park School** for two or more years at the time at which the application for admission to the school is made, and/or

b). Children of staff who are recruited to fill a vacant post at Kents Hill Park School** for which there is a demonstrable skill shortage. It is at the absolute discretion of the Chair of the School's Finance & Personnel Committee to determine when there is a demonstrable skill shortage.

4. Children who live in Kents Hill Park Primary School defined area.
5. Children who live outside Kents Hill Park Primary School defined area and will have a sibling attending Kents Hill Park School** at the time of application with a reasonable expectation that the sibling will be attending at the start of the new academic year of proposed admission.
6. All other children.

Please see section 8 of the school's admission arrangements at www.kentshillpark.school/admissions/ for further details/definition.

** Where reference is made to Kents Hill Park School, this refers to Kents Hill Park School including both primary and secondary school age children, i.e. from Year R to Year 11.

In the event of there being more applicants meeting any of the above criteria than remaining places available, distance between the applicant's residence and Kents Hill Park Primary School will be used as a tie breaker, with those living nearest given priority. Distance from the School is measured from the main entrance of the Primary School to the front door of the applicant's residence in a straight line using a computerised measuring system.

For applicants living in flats, the distance will be measured from Kents Hill Park Primary School's main entrance to the front door of the ground floor flat underneath the applicant's residence. Priority will be given to the lower flat door number if there is more than one applicant from a block of flats. In the event that there are two residences at the same distance and it is not possible to distinguish between them, then random allocation will be used to determine priority. Where random allocation is used, it will be independently supervised by a person not connected with the School.

Please refer to the school's website for a detailed copy of the school's Primary Admission Arrangements for children starting school for the first time and transferring at the end of year 2 in September 2026.

Remember the closing date for applications is 15 January 2026

Wavendon School

Gregories Drive, Wavendon Gate, Milton Keynes, MK7 7HL

The catchment area is Wavendon Gate, Old Farm Park and the new housing development at Church Farm.

Key Facts

Type of School	Community
DfE number	8262000
Admission Authority	Milton Keynes City Council
Age Range	4 - 11
Telephone	01908 586394
Email	admin@wavendongateschool.co.uk
Website	www.wavendongateschool.co.uk
Places available in Year R for September 2026	60
Supplementary form required	No
Number of applications received for admission in September 2025	117
Number of places offered on national offer day 2025	All applicants offered a place plus additional children not allocated a preferred school
Nursery class attached to school	No
Special provision	None
Wraparound care	Breakfast Club available on site. Afterschool club available on site. Please see school website for more details.

Summary of oversubscription criteria

In the event that there are more applications than places available, applications will be ranked as follows:

1. Children who are looked after (LAC) and all previously looked after children (PLAC) including those children who appear (to the admission authority) to have been in state care outside of England and ceased to be in state care as a result of being adopted (IAPLAC).
2. Children eligible for the service premium¹
3. Siblings of children who are attending the school at the time allocations are made and are expected to be on roll at the school at the time of the proposed admission and the place of residence is within the catchment area of the school
4. The child's place of residence is within the catchment area of the school and there is no sibling
5. Siblings of children who are attending the school at the time allocations are made and are expected to be on roll at the school at the time of the proposed admission and the place of residence is outside of the catchment area of the school
6. Children of staff at the school where the member of staff has been employed at the school for two or more years at the time at which the application for admission to the school is made, and /or the member of staff is recruited to fill a vacant post for which there is a demonstrable skill shortage
7. "Distance" from the school to the place of residence

¹ The service premium is additional funding paid annually to schools under Section 14 of the Education Act 2002 for the purposes of supporting the pastoral needs of the children of Armed Services personnel.

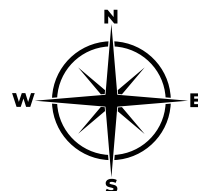
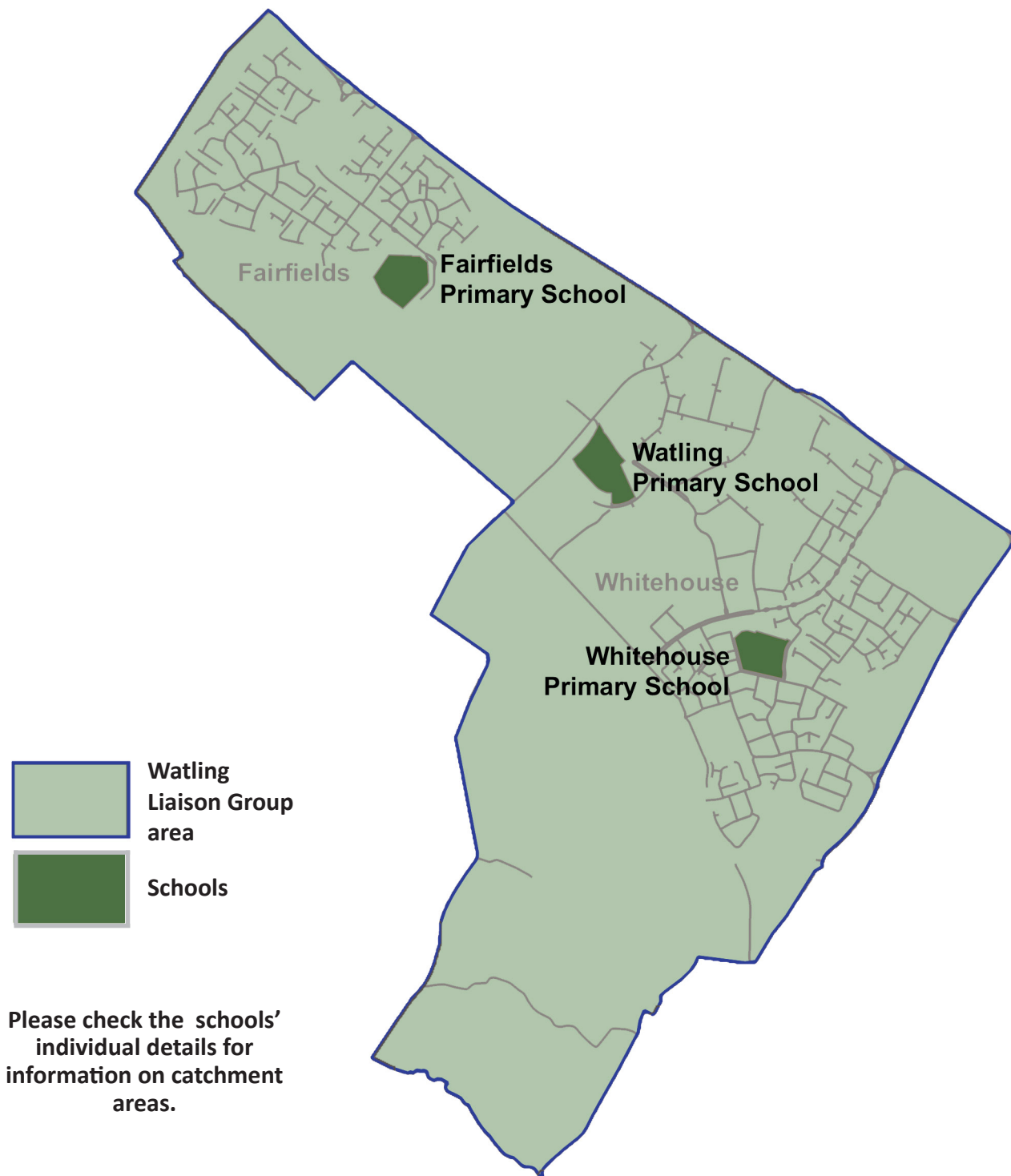
In the event of there being more applicants meeting any of the criteria above, places will be allocated in distance order using the distance between the child's normal home address and the school's main entrance, measured in a straight line, using the council's computerised measuring system with those living closest to the school receiving the higher priority. In the unlikely event of joint oversubscription, having exhausted distance, random allocation will be used as the ultimate tie-breaker.

For applicants living in flats, the distance will be measured from the school's main entrance to the front door of the ground floor flat underneath the applicant's main residence. Where two or more pupils live at the same distance, the tie-breaker will be random allocation.

Please refer to the council's website for a detailed copy of the admission arrangements for children starting school for the first time in September 2026.

Remember the closing date for applications is 15 January 2026

Watling Liaison Group primary school locations



Remember the closing date for applications is 15 January 2026

Watling Liaison Group

Fairfields Primary School

Apollo Avenue, Fairfields, Milton Keynes, MK11 4BA

The catchment area is Fairfields.

Key Facts

Type of School	Academy
DfE number	8262024
Admission Authority	The Academy Board of Directors
Age Range	4 - 11
Telephone	01908 410330
Email	enquiries@fairfieldsprimary.co.uk
Website	www.fairfieldsprimary.co.uk
Places available in Year R for September 2026	40
Supplementary form required	No
Number of applications received for admission in September 2025	171
Number of places offered on national offer day 2025	All applicants offered up to criterion 3 (in catchment)
Nursery class attached to school	Yes
Special provision	None
Wraparound care	Please see school website for details.

Summary of oversubscription criteria

When the school is oversubscribed, after the admission of pupils with an Education, Health and Care Plan naming the school, priority for admission will be given to those children who meet the criteria set out below, in priority order:

1. Children who are looked after (LAC) and all previously looked after children (PLAC) including those children who appear (to the admission authority) to have been in state care outside of England and ceased to be in state care as a result of being adopted (IAPLAC).
2. A sibling at the school who is on roll at the school at the time of admission and the place of residence is within catchment of the school.
3. The child's place of residence is within catchment area of the school and there is no sibling on roll at the school
4. There is already a sibling at the school who is expected to be on roll at the school at the time of admission and the place of residence is outside of the catchment area
5. Children of staff at the school. Priority will be given to children of staff in either or both of the following circumstances:
 - a). Where the member of staff has been employed at the school for two or more years at the time at which the application for admission to the school is made, and/or
 - b). The member of staff is recruited to fill a vacant post for which there is a demonstrable skill shortage
6. Other children

In the event of there being more applicants meeting any of the criteria above, places will be allocated in distance order using the distance between the child's normal home address and the school's main entrance, measured in a straight line, using the council's computerised measuring system with those living closest to the school receiving the higher priority. In the unlikely event of joint over subscription, having exhausted distance, random allocation will be used as the ultimate tie-breaker.

For applicants living in flats, the distance will be measured from the school's main entrance to the front door of the ground floor flat underneath the applicant's main residence. Where two or more pupils live at the same distance, the tie-breaker will be random allocation.

Please refer to the school's website for a detailed copy of the admission arrangements for children starting school for the first time in September 2026.

Remember the closing date for applications is 15 January 2026

Watling Primary School

Simmental Way, Whitehouse, Milton Keynes, MK8 1GB

Catchment area:

The priority 1 catchment area is the area of Whitehouse to the north of but not including Antolian Avenue. The priority 2 catchment area is the remaining areas of Whitehouse and Fairfields.

Please note, some new development areas in Fairfields will also be within the priority 1 catchment area but street names are yet to be determined.

Key Facts

Type of School	Academy
DfE number	8262032
Admission Authority	The Alliance Schools Trust
Age Range	3-11
Telephone	01908 049500
Email	watlingprimary@thedenbighalliance.org.uk
Website	www.watlingprimary.net
Places available in Year R for September 2026	5
Supplementary form required	No
Number of applications received for admission in September 2025	137
Places offered on national offer day 2025	All applicants offered up to criterion 5 (in priority 2 catchment area)
Nursery class attached to school	Yes
Special provision	None
Wraparound care	On-site wraparound provision including breakfast club from 8:00am daily and after-school club until 6:00pm

Summary of oversubscription criteria

Children with an Education, Health and Care Plan (EHCP) naming the school will be admitted

In the event that there are more applications than places available, applications will be ranked as follows:

1. Children who are looked after (LAC) and all previously looked after children (PLAC) including those children who appear (to the admission authority) to have been in state care outside of England and ceased to be in state care as a result of being adopted (IAPLAC)
2. Children living within the priority 1 catchment area of the school with a sibling at the school who is expected on be on roll at the time of admission. Children living on the boundary line are considered to be living in catchment
3. Children living within the priority 1 catchment area of the school. Children living on the boundary line are considered to be living in catchment
4. Children living within the priority 2 catchment area of the school with a sibling at the school who is expected on be on roll at the time of admission
5. Children living within the priority 2 catchment area of the school.

6. a). Children of staff who have been employed at the school for two or more years at the time at which the application for admission to the school is made, and/or
b). Children of staff who are recruited to fill a vacant post for which there is a demonstrable skill shortage. It is at the absolute discretion of the Headteacher to determine when there is a demonstrable skill shortage
7. Any other children.

Where children of multiple births are tied for the final place, such siblings will be admitted even if this means exceeding the PAN.

For children who live outside of the catchment area, where over subscription results in the PAN being reached within one of the five priorities, then sub prioritisation within priority will take place using distance between the child's normal home address and the school's main entrance, measured in a straight line, with those living closest to the school receiving the higher priority. In the unlikely event of joint over subscription, having exhausted distance, random allocation will be used as the ultimate tie-breaker.

For applicants living in flats, the distance will be measured from the school's main entrance to the front door of the ground floor flat underneath the applicant's main residence. Where two or more pupils live at the same distance, the tie-breaker will be random allocation

Please refer to the school's website for a detailed copy of the admission arrangements for children starting school for the first time in September 2026.

Remember the closing date for applications is 15 January 2026

Whitehouse Primary School

Vaynol Way, Whitehouse, Milton Keynes, MK8 1AG

The catchment area is Whitehouse.

Key Facts

Type of School	Academy
DfE number	8262021
Admission Authority	The Academy Board of Directors
Age Range	4-11
Telephone	01908 533288
Email	admissions@whitehouseprimary.co.uk
Website	www.whitehouseprimary.co.uk
Places available in Year R for September 2026	90
Supplementary form required	No
Number of applications received for admission in September 2025	227
Number of places offered on national offer day 2025	90 - All applicants offered up to criterion 2 (A sibling in attendance at the school at the time of admission and the place of residence is within the catchment area of the school) and some allocated under criterion 3 (in catchment and no sibling on roll at the school) up to a distance of 0.492 miles
Nursery class attached to school	Yes
Special provision	None
Wraparound care	Please see school website for details

Summary of oversubscription criteria

When the school is oversubscribed, after the admission of pupils with an Education, Health and Care Plan (EHCP) naming the school, priority for admission will be given to those children who meet the criteria set out below, in priority order:

1. Children who are looked after (LAC) and all previously looked after children (PLAC) including those children who appear (to the admission authority) to have been in state care outside of England and ceased to be in state care as a result of being adopted (IAPLAC).
2. Children of staff who have been employed at the school for two or more years at the time of which the application for admission to the school is made, and / or children of staff who are recruited to fill a vacant post for which there is a demonstrable skill shortage. It is at the absolute discretion of the CEO of Inspiring Futures through Learning to determine when there is a demonstrable skill shortage.
3. A sibling at the school who is expected to be on roll at the school at the time of admission and the place of residence is within catchment of the school
4. The child's place of residence is within catchment area of the school and there is no sibling on roll at the school

5. There is already a sibling on roll at the school at the time of admission and the place of residence is outside of the catchment area
6. Other children living outside the listed catchment area

Where children of multiple births are tied for the final place, we will admit such siblings even if this means exceeding the PAN.

For children who live outside of the defined area, where over subscription results in the PAN being reached within one of the five priorities, then sub prioritisation within priority will take place using distance between the child's normal home address and the school's main entrance, measured in a straight line (also known as 'as the crow flies'), with those living closest to the school receiving the higher priority. In the unlikely event of joint over subscription, having exhausted distance, random allocation will be used as the ultimate tie-breaker.

For applicants living in flats, the distance will be measured from the school's main entrance to the front door of the ground floor flat underneath the applicant's main residence. Where two or more pupils live at the same distance, the tie-breaker will be random allocation.

Please refer to the school's website for a detailed copy of the admission arrangements for children starting school for the first time in September 2026.

Remember the closing date for applications is 15 January 2026

Section F

Glossary of terms

Some words or terms often used in admissions are explained below

Admission authority	The body responsible for setting and applying the admission arrangements for a school. This is either the council (for community and voluntary controlled schools) or the governing body/academy trust (for foundation and voluntary aided schools and academies).
Admissions criteria	Each admissions authority sets criteria, which are a list of rules enabling the applications to be put into priority order if the school is over subscribed.
Allocation	The place given to your child at one of your ranked schools or, if that is not possible, an alternative school. The council will write to you confirming the place. Following this, the school will provide you with further information about admission including details of induction days so your child gets to know his or her new school.
Appeals	An independent process that will consider your appeal case when a preferred school place has not been allocated.
Choice or Preference	A parental preference for a particular school. There is no right to choose a school. However, parents can state four ranked preferences for schools when submitting an application. If there are enough places at the highest ranked school all applicants will be allocated a place. If a school is oversubscribed your request may be refused and, if possible, a place offered at one of your lower ranked schools.
Compulsory school age	The age at which a child must attend school, full time. A child must attend school full-time in the term following their fifth birthday (unless a child is educated otherwise).
Co-ordinated admission scheme	All local authorities are required by law to co-ordinate admissions for all schools in their area for the main admissions rounds.
Fair access policy	A locally agreed protocol that provides a mechanism to ensure access to education is secured quickly for unplaced children, especially the most vulnerable. The policy ensures that all schools in an area admit a fair share of children with additional needs or challenging behaviour. This includes admitting children above the published admission number to schools that are already full. The Fair Access Policy applies to children seeking mid-year admission to any year group. Further information can be found on our website at www.milton-keynes.gov.uk/schooladmissions
Governing body	All schools and academies have a governing body, which often includes parents. Their key roles are setting strategic direction, ensuring accountability and monitoring and evaluation.
Home Local Authority	A child's home local authority is the authority in which they live, i.e. the authority to which council tax is paid.

In-area and out-area	A defined geographical area used to decide which applications are given priority to attend a particular school. This is known as a 'catchment area'.
Independent Admission Appeals Panel	A panel of at least three people who will decide whether or not to allow an appeal. The panel must be entirely independent of the admissions authority.
Infant class size limit	A legal requirement that an infant class (Reception, Year 1 and Year 2) with a single qualified teacher must not contain more than 30 pupils (except in limited exceptional circumstances).
In year admissions	The term used when a parent requests a change of school for their child, at any time other than during the main admissions rounds.
Joint custody arrangements	Where the childcare arrangements are shared jointly between both parents.
Late applications	Applications made after the closing dates in the main admissions rounds.
Liaison groups	A group of schools linked by one secondary school.
Looked after children	Children who are in the care of the Local Authority as defined by Section 22 of the Children Act 1989. All primary schools give priority for admission to a 'looked after child' or a child who was previously looked after. A 'looked after child' is a child who is in the care of a local authority or being provided with accommodation by a local authority in the exercise of their social services functions at the time of making an application to school. Previously looked after children are children who were looked after but ceased to be so because they were adopted (or became subject to a child arrangements order or special guardianship order) including those children who appear (to the admissions authority) to have been in state care outside of England
Multiple births	Twins, triplets or other multiple birth groups.
Nearest appropriate school	The nearest school to your home with a place that will meet your child's educational need, this could be your catchment school.
Normal Home Address	The address where you live with your child or the address where your child lives with someone who has legal care and control of your child. Proof of such an arrangement will be required.
National offer day	The date on which local authorities post letters to parents offering school places. For the 2026 main admissions round, national offer day for primary, infant and junior school places is 16 April 2026.
Over subscription	A school is over subscribed when the total number of applications received is higher than the number of available places in the year group requested.

Parent	<p>The definition of 'parent' in the Education Act 1996 includes:</p> <ul style="list-style-type: none"> • Both natural parents provided they are married to each other at the time of birth or subsequently; • Any person who, although not a natural parent, has parental responsibility for a child or young person; and • Any person who, although not a natural parent, has care of the child or young person. <p>The term 'parent' refers to anyone, including carers, who have parental responsibility for a child as set out in the Children Act 1989. For more information visit the government legislation website. www.legislation.gov.uk</p>
Published admissions number	<p>The number of places each school has available to offer.</p> <p>Schools and academies must admit up to this limit each year if there are sufficient applications.</p>
Sibling	<p>A brother or sister of whole or half blood or any other child (including an adopted child) who permanently resides at the same address and for whom the parent also has parental responsibility.</p> <p>To be included as a sibling within the admissions rules the other child (sibling) should still be expected to be in attendance when the applicant child joins the school.</p>
Shortest available route	<p>The shortest available route between a preferred school and your normal home address.</p> <p>This will be measured using a computerised Geographical Information System (GIS). Measurements are either assessed by measuring distance in a straight line or by the nearest/ shortest available route, depending on the school's admission arrangements. Community and voluntary controlled schools, for whom the council is the admission authority, use straight line measurements.</p>
Supplementary form	<p>A form that some admission authorities use to ask parents for extra information to support their application for a school place, for example a church school may ask for confirmation of regular attendance at church or a copy of a baptismal certificate.</p>
Waiting list	<p>A list of children held and maintained by the admission authority for a school, when the school or a particular year group in the school is full.</p>

School Categories

Academy	A school where the board of academy directors set the admissions policy and is responsible for decisions about school admissions.
Community school	A school that is maintained by the council which employs the staff, owns the land and sets the admissions policy and over subscription criteria.
Foundation school	A school that is run by its own governing body, which employs the staff and sets the admissions policy and over subscription criteria.
Voluntary aided school	These schools are mainly religious or faith schools. They are run by their own governing body, which employs staff and sets the admissions policy and over subscription criteria.
Voluntary controlled school	These schools are mainly religious or faith schools. The council is responsible for running the school and sets the admissions policy and over subscription criteria.

Contact details – Access to Education Team

Telephone: 01908 253338

Email: primaryadmissions@milton-keynes.gov.uk

Web: www.milton-keynes.gov.uk/schooladmissions

Index

Primary schools in Milton Keynes

School	Linked Secondary School Liaison Group	Page
Abbeys Primary, Bletchley	Lord Grey Academy	65
Ashbrook, Two Mile Ash	Denbigh School	43
Barleyhurst Park Primary, Bletchley	Lord Grey Academy	67
Bishop Parker Catholic, Bletchley	St Paul's Catholic School	113
Bow Brickhill CE Primary, Bow Brickhill	Walton High	233
Bradwell Village, Bradwell	Stantonbury School	149
Brooklands Farm Primary, Brooklands	Walton High Brooklands Campus	235
Brooksward, Neath Hill	Stantonbury School	151
Broughton Fields, Broughton	Oakgrove School	79
Bushfield, Wolverton	The Radcliffe School	213
Caroline Haslett Primary, Shenley Lodge	Denbigh School	45
Castlethorpe First, Castlethorpe	The Radcliffe School	215
Cedars Primary, Newport Pagnell	E-Act Ousedale School	89
Chestnuts Primary, Bletchley	Lord Grey Academy	69
Christ the Sower Ecumenical Primary, Grange Farm	The Hazeley Academy	183
Cold Harbour CE, Bletchley	Lord Grey Academy	71
Downs Barn, Downs Barn	Stantonbury School	153
Drayton Park, Bletchley	Lift Sir Herbert Leon	137
Emerson Valley, Emerson ValleyS	Shenley Brook End School	125
Fairfields Primary School, Fairfields	Watling Academy	249
Falconhurst, Eaglestone	The Milton Keynes Academy	193
Germander Park, Conniburrow	Stantonbury School	155
Giffard Park Primary, Giffard Park	Stantonbury School	157
Giles Brook Primary, Tattenhoe	Shenley Brook End School	127
Glastonbury Thorn, Shenley Church End	Denbigh School	47
Glebe Farm School, Glebe Farm	Glebe Farm School	59
Great Linford Primary, Great Linford	Stantonbury School	159
Green Park, Newport Pagnell	E-Act Ousedale School	91
Greenleys First, Greenleys	The Radcliffe School	217
Greenleys Junior, Greenleys	The Radcliffe School	219
Hanslope Primary, Hanslope	The Radcliffe School	221
Haversham Village, Haversham	The Radcliffe School	223
Heelands, Heelands	Stantonbury School	161
Heronsgate, Walnut Tree	Walton High	237
Heronshaw, Walnut Tree	Walton High	239
Heronshill School and Nursery, Kents Hill	Walton High	241
Holmwood, Great Holm	Denbigh School	49
Holne Chase Primary, Bletchley	Lord Grey Academy	73
Howe Park, Emerson Valley	Shenley Brook End School	129

Jubilee Wood Primary, Fishermead	The Milton Keynes Academy	195
Kents Hill Park, Kents Hill Park	Kents Hill Park School	243
Knowles Primary, Bletchley	Lift Sir Herbert Leon	139
Langland Community, Netherfield	The Milton Keynes Academy	197
Lavendon, Lavendon	E-Act Ousedale School	93
Lift Charles Warren, Simpson	The Milton Keynes Academy	191
Long Meadow, Shenley Brook End	Shenley Brook End School	131
Loughton, Loughton	Denbigh School	53
Loughton Manor First, Loughton	Denbigh School	51
Merebrook Infant, Furzton	Shenley Brook End School	133
Middleton Primary, Middleton	Oakgrove School	81
Monkston Primary, Monkston	Oakgrove School	83
Moorland Primary, Beanhill	The Milton Keynes Academy	199
New Bradwell, New Bradwell	Stantonbury School	163
New Chapter Primary, Coffee Hall	The Milton Keynes Academy	201
Newton Blossomville CE, Newton Blossomville	E-Act Ousedale School	95
Newton Leys Primary, Newton Leys	Lift Sir Herbert Leon Academy	141
North Crawley CE, North Crawley	E-Act Ousedale School	97
Oakgrove Primary, Oakgrove	E-Act Ousedale School	85
Oldbrook First, Oldbrook	The Milton Keynes Academy	203
Olney Infant Academy, Olney	E-Act Ousedale School	99
Olney Middle, Olney	E-Act Ousedale School	101
Orchard Academy, Springfield	The Milton Keynes Academy	205
Oxley Park Academy, Oxley Park	The Hazeley Academy	185
Pepper Hill, Bradville	Stantonbury School	165
Portfields, Newport Pagnell	E-Act Ousedale School	103
Priory Common, Bradwell	Stantonbury School	167
Priory Rise, Tattenhoe Park	The Hazeley Academy	187
Rickley Park Primary, Bletchley	Lord Grey Academy	75
Russell Street, Stony Stratford	The Radcliffe School	225
St Andrew's CE Infant, Great Linford	Stantonbury School	169
St Bernadette's Catholic Primary, Monkston Park	St Paul's Catholic School	115
St Mary & St Giles CE Aided Primary, Stony Stratford	The Radcliffe School	227
St Mary Magdalene Catholic Primary, Greenleys	St Paul's Catholic School	117
St Mary's Wavendon CE Primary, Eagle Farm	Glebe Farm School	61
St Monica's Catholic Primary, Neath Hill	St Paul's Catholic School	119
St Thomas Aquinas Catholic Primary, Bletchley	St Paul's Catholic School	121
Shepherdswell Academy, Springfield	The Milton Keynes Academy	207
Sherington CE, Sherington	E-Act Ousedale School	105
Southwood, Conniburrow	Stantonbury School	171
Stanton, Bradville	Stantonbury School	173

Stoke Goldington CE First, Stoke Goldington	E-Act Ousedale School	107
Summerfield, Bradwell Common	Stantonbury School	175
The Premier Academy, Bletchley	Lift Sir Herbert Leon	143
The Willows School and Early Years Centre, Fishermead	The Milton Keynes Academy	209
Tickford Park Primary, Newport Pagnell	E-Act Ousedale School	109
Two Mile Ash, Two Mile Ash	Denbigh School	55
Water Hall Primary, Bletchley	Lift Sir Herbert Leon	145
Watling Primary School, Whitehouse	Watling Academy	251
Wavendon Gate, Wavendon Gate	Walton High	245
Whitehouse Primary School, Whitehouse	Watling Academy	253
Willen Primary, Willen	Stantonbury School	177
Wood End Infant and Pre-School, Stantonbury	Stantonbury School	179
Wyvern, Wolverton	The Radcliffe School	229

Milton Keynes City Council
Children's Services
Civic
1 Saxon Gate East
Milton Keynes
MK9 3EJ

M19323 Aug 2025