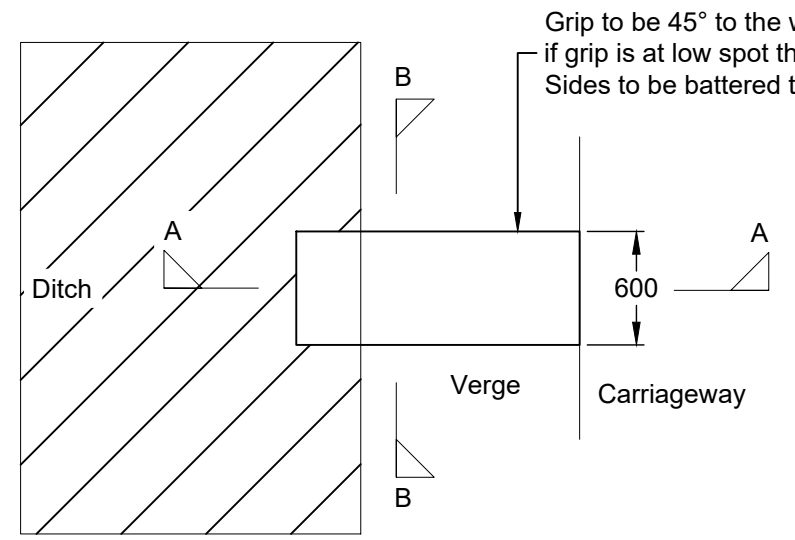
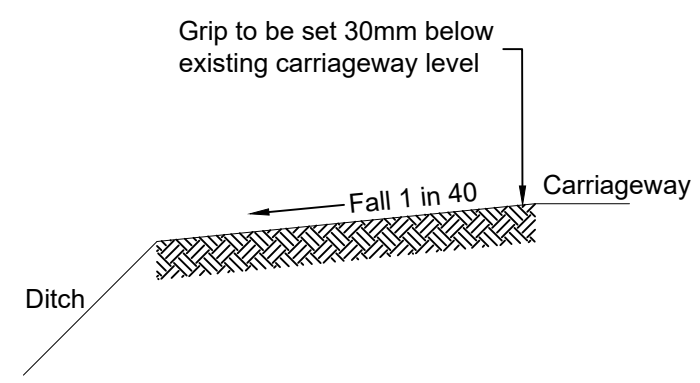


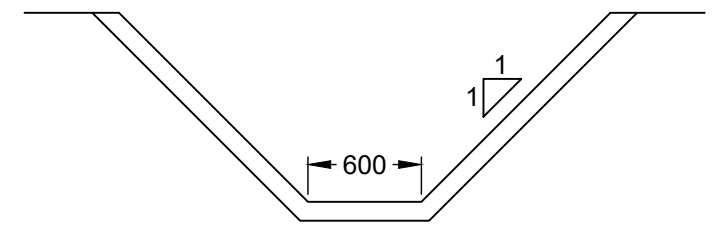
Verge grips



Plan view



Section A - A

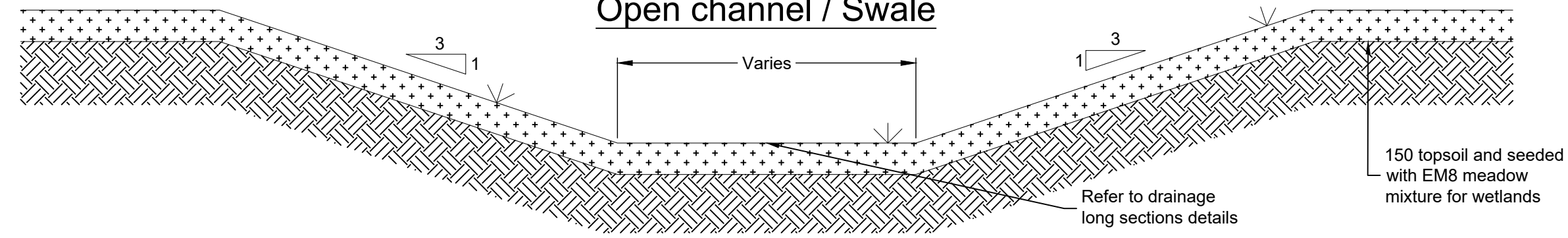


Section B - B

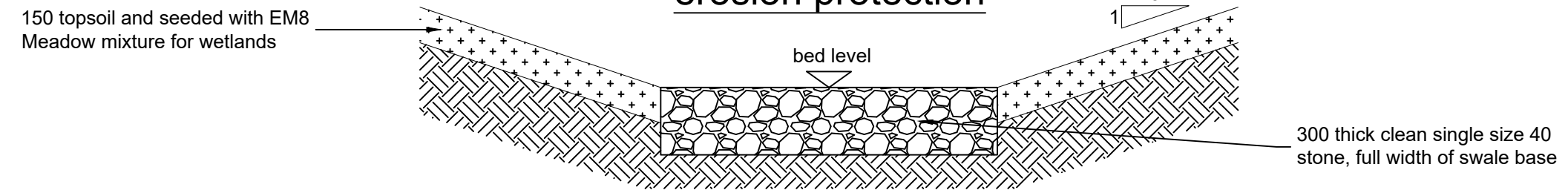
NOTES

1. All dimensions in millimetres unless shown otherwise.
2. Excavated materials for grip construction to be spread on adjacent verge and levelled.
3. For further information refer to Standard Detail Guidance Note drawing no. MKCC-100-001.

Open channel / Swale



Alternative base with erosion protection



MK Milton Keynes City Council
 Highways and Transportation
 Civic Offices
 1 Saxon Gate East
 Central Milton Keynes
 MK9 3EJ

DRAWING TITLE: Verge Grips and Swale Details												
SCALE: NTS	REV: P01	DRAWN: LP	CHECKED: JM	APPROVED: LS	REV: -	AMENDMENTS: -	DRN: -	CHCK'D: -	APPR'D: -	DATE: -		
		INITIALS:			DRAWING NO: MKCC-500-009							
		DATE:	16/10/2025	17/03/2026	17/03/2026							

