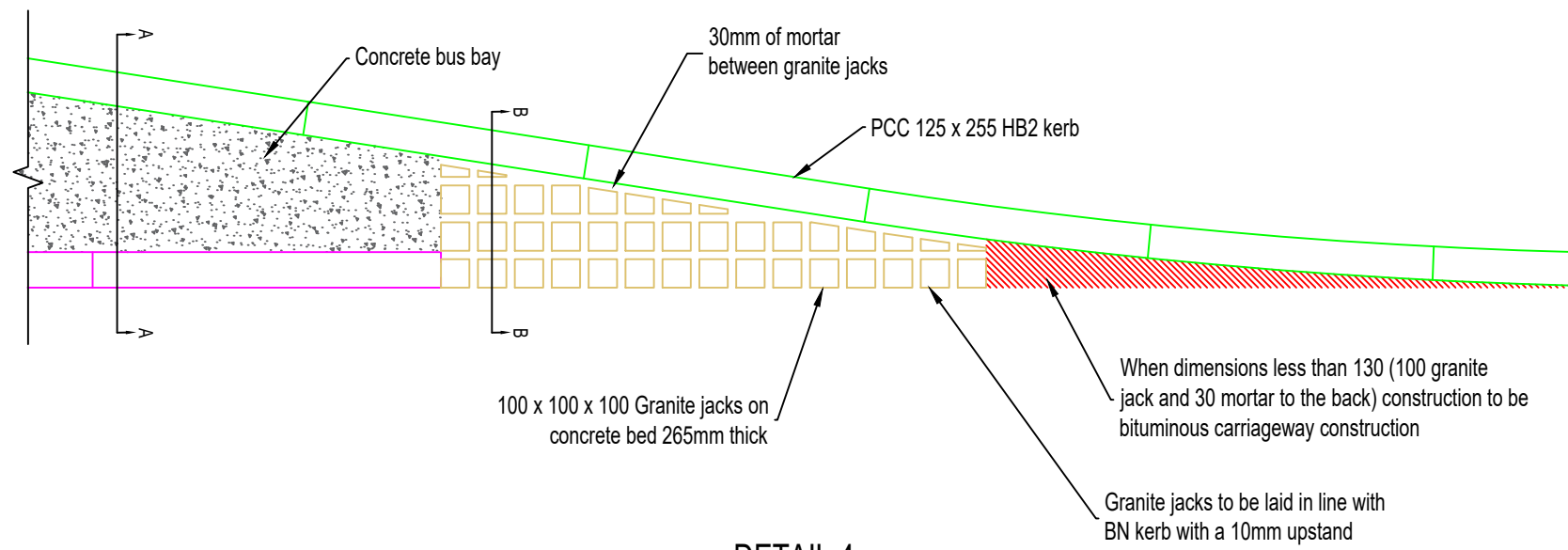




Scheme Ref.	
Sign Ref. S	x-height 20.0
Letter colour BLACK	SIGN FACE
Background YELLOW	Width 290mm
Border BLACK	Height 215mm
Material Class Non-Reflective	Area 0.06m ²

Signs to be attached to shelter roof as directed by the Engineer

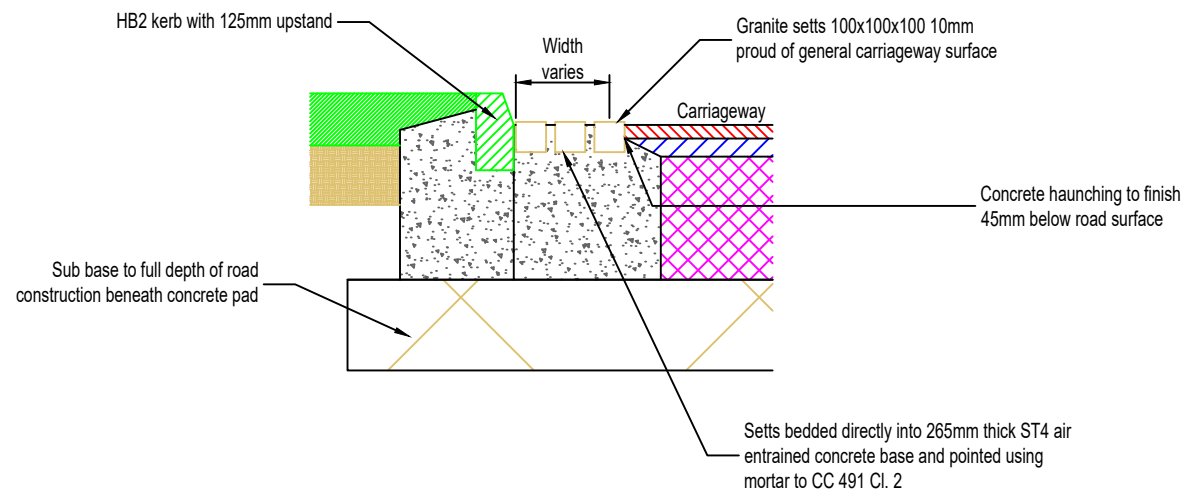
DETAIL 3
BUS STOP SIGN



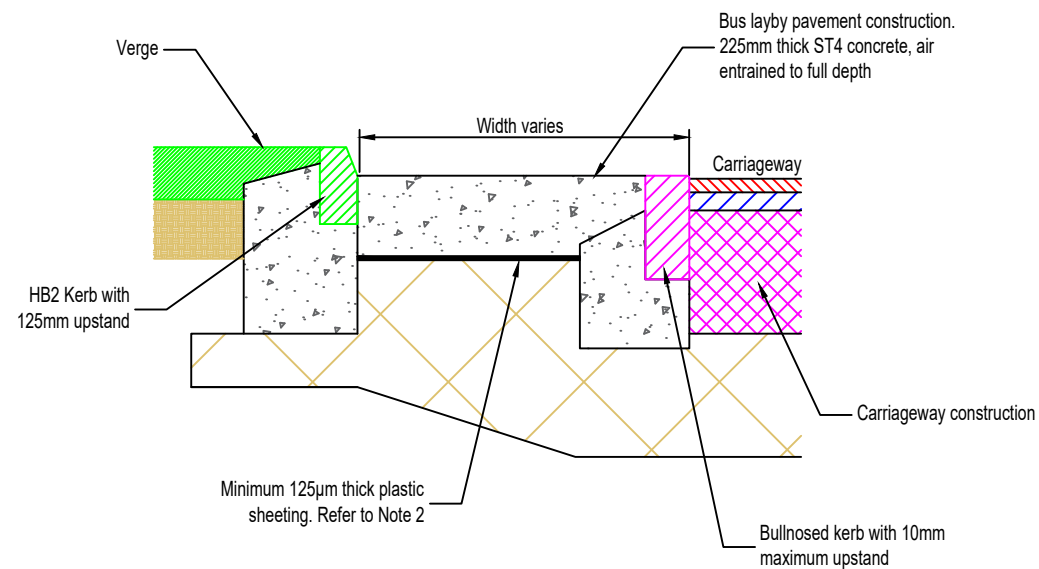
DETAIL 4
GRANITE JACKS END DETAIL

NOTES

1. All dimensions are in millimetres unless shown otherwise.
2. A separation membrane shall be used between the concrete slab and the sub-base. Separation membranes shall be impermeable plastic sheeting 125 microns thick laid flat without creases. Where an overlap of plastic sheets is necessary, this shall be at least 300mm. There shall be no standing water on or under the membrane when the concrete is placed upon it.
3. For further information refer to Standard Details Guidance Note drawing no. MKCC-100-001.



SECTION B-B



SECTION A-A



Highways and Transportation
Civic Offices
1 Saxon Gate East
Central Milton Keynes
MK9 3EJ

DRAWING TITLE:

Bus Laybys (2 of 2)

SCALE:

NTS

REV:

P01

DRAWN:

PG

CHECKED:

JM

APPROVED:

LS

INITIALS:

DATE:

17/02/2026

17/03/2026

17/03/2026

REV:

DRAWING NO:

MKCC-700-004

AMENDMENTS:

DRN:

CHCK'D:

APPR'D:

DATE:

00/00/0000

