

Site 2
 Location BRICKHILL ROAD - attached to LC26
 Direction Northbound

15719 - MILTON KEYNES
 JULY 2024
 AUTOMATIC TRAFFIC COUNT

05 July 2024 Friday

Time	Total	Speed Bins (mph)																												
		0 - 5	5 - 10	10 - 15	15 - 20	20 - 25	25 - 30	30 - 35	35 - 40	40 - 45	45 - 50	50 - 55	55 - 60	60 - 65	65 - 70	70 - 75	75 - 80	80 - 85	85 - 90	90 - 95	95 - 100	100 - 105	105 - 110	110 - 115	115 - 120	120 - 125	125 - 130	130 - 135	135 - 140	
0000	40	0	0	0	0	0	2	6	10	14	4	2	0	2	0	0	0	0	0	0	0	0	0	0	0	0	0	0	0	0
0100	41	0	0	0	0	0	2	1	8	13	14	3	0	0	0	0	0	0	0	0	0	0	0	0	0	0	0	0	0	0
0200	20	0	0	0	0	0	2	0	3	5	6	2	1	1	0	0	0	0	0	0	0	0	0	0	0	0	0	0	0	0
0300	28	0	0	0	0	1	0	2	3	11	6	2	1	2	0	0	0	0	0	0	0	0	0	0	0	0	0	0	0	0
0400	44	0	0	0	0	0	0	2	12	8	14	5	2	1	0	0	0	0	0	0	0	0	0	0	0	0	0	0	0	0
0500	136	0	0	0	0	1	1	4	13	53	42	15	6	1	0	0	0	0	0	0	0	0	0	0	0	0	0	0	0	0
0600	283	0	0	0	0	0	4	19	78	109	43	19	9	0	0	2	0	0	0	0	0	0	0	0	0	0	0	0	0	0
0700	518	0	0	0	0	0	8	110	162	167	48	18	4	1	0	0	0	0	0	0	0	0	0	0	0	0	0	0	0	0
0800	633	0	0	0	0	11	46	83	252	164	53	15	6	3	0	0	0	0	0	0	0	0	0	0	0	0	0	0	0	0
0900	505	0	0	0	0	2	7	65	219	154	47	7	2	0	1	0	1	0	0	0	0	0	0	0	0	0	0	0	0	0
1000	480	0	0	7	13	9	14	90	153	134	47	8	3	2	0	0	0	0	0	0	0	0	0	0	0	0	0	0	0	0
1100	485	0	0	0	0	0	6	114	158	135	50	18	3	0	1	0	0	0	0	0	0	0	0	0	0	0	0	0	0	0
1200	526	0	0	0	0	1	14	94	190	165	43	12	4	2	1	0	0	0	0	0	0	0	0	0	0	0	0	0	0	0
1300	542	0	0	0	1	0	7	98	204	154	61	11	3	2	0	1	0	0	0	0	0	0	0	0	0	0	0	0	0	0
1400	519	0	0	0	0	4	15	69	189	173	51	10	7	1	0	0	0	0	0	0	0	0	0	0	0	0	0	0	0	0
1500	573	0	0	0	0	0	21	78	198	185	53	28	7	1	2	0	0	0	0	0	0	0	0	0	0	0	0	0	0	0
1600	588	0	0	0	0	4	15	110	190	185	63	11	6	1	0	3	0	0	0	0	0	0	0	0	0	0	0	0	0	0
1700	583	0	0	0	6	4	26	96	192	179	50	21	4	2	3	0	0	0	0	0	0	0	0	0	0	0	0	0	0	0
1800	516	0	0	0	0	0	15	101	201	137	41	15	5	1	0	0	0	0	0	0	0	0	0	0	0	0	0	0	0	0
1900	361	0	0	0	0	0	3	48	133	114	44	16	1	1	0	1	0	0	0	0	0	0	0	0	0	0	0	0	0	0
2000	271	0	0	0	0	0	4	18	78	105	48	12	3	2	0	1	0	0	0	0	0	0	0	0	0	0	0	0	0	0
2100	171	0	0	0	0	0	2	15	59	59	21	7	4	3	1	0	0	0	0	0	0	0	0	0	0	0	0	0	0	0
2200	141	0	0	0	0	1	4	29	50	33	16	7	0	1	0	0	0	0	0	0	0	0	0	0	0	0	0	0	0	0
2300	124	0	0	0	0	0	1	14	39	44	19	4	3	0	0	0	0	0	0	0	0	0	0	0	0	0	0	0	0	0
07-19	6468	0	0	7	20	35	194	1108	2308	1932	607	174	54	16	8	4	1	0	0	0	0	0	0	0	0	0	0	0	0	0
06-22	7554	0	0	7	20	35	207	1208	2656	2319	763	228	71	22	9	8	1	0	0	0	0	0	0	0	0	0	0	0	0	0
06-00	7819	0	0	7	20	36	212	1251	2745	2396	798	239	74	23	9	8	1	0	0	0	0	0	0	0	0	0	0	0	0	0
00-00	8128	0	0	7	20	38	219	1266	2794	2500	884	268	84	30	9	8	1	0	0	0	0	0	0	0	0	0	0	0	0	0

Site 2
 Location BRICKHILL ROAD - attached to LC26
 Direction Northbound
 06 July 2024 Saturday

15719 - MILTON KEYNES
 JULY 2024
 AUTOMATIC TRAFFIC COUNT

Time	Total	Speed Bins (mph)																											
		0 - 5	5 - 10	10 - 15	15 - 20	20 - 25	25 - 30	30 - 35	35 - 40	40 - 45	45 - 50	50 - 55	55 - 60	60 - 65	65 - 70	70 - 75	75 - 80	80 - 85	85 - 90	90 - 95	95 - 100	100 - 105	105 - 110	110 - 115	115 - 120	120 - 125	125 - 130	130 - 135	135 - 140
0000	62	0	0	0	0	0	2	4	17	21	14	4	0	0	0	0	0	0	0	0	0	0	0	0	0	0	0	0	0
0100	32	0	0	0	0	0	0	4	12	11	4	0	0	1	0	0	0	0	0	0	0	0	0	0	0	0	0	0	0
0200	30	0	0	0	0	1	0	5	10	7	4	1	1	1	0	0	0	0	0	0	0	0	0	0	0	0	0	0	0
0300	24	0	0	0	0	0	0	3	12	5	4	0	0	0	0	0	0	0	0	0	0	0	0	0	0	0	0	0	0
0400	40	0	0	0	0	0	0	2	12	12	9	4	0	1	0	0	0	0	0	0	0	0	0	0	0	0	0	0	0
0500	85	0	0	0	0	1	0	8	18	34	14	8	2	0	0	0	0	0	0	0	0	0	0	0	0	0	0	0	0
0600	129	0	0	0	0	0	0	5	40	46	25	7	6	0	0	0	0	0	0	0	0	0	0	0	0	0	0	0	0
0700	215	0	0	0	0	0	1	21	46	90	31	18	5	3	0	0	0	0	0	0	0	0	0	0	0	0	0	0	0
0800	292	0	0	0	0	0	4	7	86	116	60	15	4	0	0	0	0	0	0	0	0	0	0	0	0	0	0	0	0
0900	404	0	0	0	0	0	11	47	149	137	44	10	5	1	0	0	0	0	0	0	0	0	0	0	0	0	0	0	0
1000	487	0	0	0	0	0	15	81	164	165	48	11	0	1	1	1	0	0	0	0	0	0	0	0	0	0	0	0	0
1100	520	0	0	0	0	3	21	84	195	144	59	10	3	0	0	0	1	0	0	0	0	0	0	0	0	0	0	0	0
1200	531	0	0	0	0	1	9	69	197	177	50	18	3	5	1	1	0	0	0	0	0	0	0	0	0	0	0	0	0
1300	535	0	0	0	0	0	2	60	218	160	75	15	5	0	0	0	0	0	0	0	0	0	0	0	0	0	0	0	0
1400	500	0	0	5	3	4	15	54	161	165	64	15	9	3	1	1	0	0	0	0	0	0	0	0	0	0	0	0	0
1500	449	0	0	0	0	0	5	41	136	151	81	25	7	0	3	0	0	0	0	0	0	0	0	0	0	0	0	0	0
1600	481	0	0	0	0	0	6	62	146	170	65	13	13	5	0	1	0	0	0	0	0	0	0	0	0	0	0	0	0
1700	340	0	0	1	0	0	0	23	79	122	84	21	4	5	0	1	0	0	0	0	0	0	0	0	0	0	0	0	0
1800	223	0	0	0	1	0	0	4	61	84	49	16	6	1	1	0	0	0	0	0	0	0	0	0	0	0	0	0	0
1900	213	0	0	0	0	0	1	11	50	82	43	19	1	4	1	0	1	0	0	0	0	0	0	0	0	0	0	0	0
2000	265	0	0	0	0	0	0	10	67	86	64	25	11	0	1	1	0	0	0	0	0	0	0	0	0	0	0	0	0
2100	186	0	0	0	0	0	2	7	61	54	30	16	9	3	0	2	1	1	0	0	0	0	0	0	0	0	0	0	0
2200	170	0	0	0	0	0	1	8	53	62	28	12	3	2	0	1	0	0	0	0	0	0	0	0	0	0	0	0	0
2300	108	0	0	0	0	0	0	14	33	34	12	12	1	1	1	0	0	0	0	0	0	0	0	0	0	0	0	0	0
07-19	4977	0	0	6	4	8	89	553	1638	1681	710	187	64	24	7	5	1	0	0	0	0	0	0	0	0	0	0	0	0
06-22	5770	0	0	6	4	8	92	586	1856	1949	872	254	91	31	9	8	3	1	0	0	0	0	0	0	0	0	0	0	0
06-00	6048	0	0	6	4	8	93	608	1942	2045	912	278	95	34	10	9	3	1	0	0	0	0	0	0	0	0	0	0	0
00-00	6321	0	0	6	4	10	95	634	2023	2135	961	295	98	37	10	9	3	1	0	0	0	0	0	0	0	0	0	0	0

Site 2
 Location BRICKHILL ROAD - attached to LC26
 Direction Northbound
 07 July 2024 Sunday

15719 - MILTON KEYNES
 JULY 2024
 AUTOMATIC TRAFFIC COUNT

Time	Total	Speed Bins (mph)																											
		0 - 5	5 - 10	10 - 15	15 - 20	20 - 25	25 - 30	30 - 35	35 - 40	40 - 45	45 - 50	50 - 55	55 - 60	60 - 65	65 - 70	70 - 75	75 - 80	80 - 85	85 - 90	90 - 95	95 - 100	100 - 105	105 - 110	110 - 115	115 - 120	120 - 125	125 - 130	130 - 135	135 - 140
0000	93	0	0	0	0	0	1	4	27	29	21	9	1	0	0	1	0	0	0	0	0	0	0	0	0	0	0	0	0
0100	63	0	0	0	0	0	0	7	16	27	11	1	0	1	0	0	0	0	0	0	0	0	0	0	0	0	0	0	0
0200	48	0	0	0	0	0	0	2	16	16	9	2	1	2	0	0	0	0	0	0	0	0	0	0	0	0	0	0	0
0300	34	0	0	0	0	0	3	4	8	9	7	2	1	0	0	0	0	0	0	0	0	0	0	0	0	0	0	0	0
0400	42	0	0	0	0	0	1	0	11	11	12	6	1	0	0	0	0	0	0	0	0	0	0	0	0	0	0	0	0
0500	86	0	0	0	0	0	0	8	18	39	9	7	4	0	0	0	1	0	0	0	0	0	0	0	0	0	0	0	0
0600	87	0	0	0	0	0	1	4	13	26	34	6	1	2	0	0	0	0	0	0	0	0	0	0	0	0	0	0	0
0700	141	0	0	0	0	0	0	8	27	60	32	8	4	1	0	1	0	0	0	0	0	0	0	0	0	0	0	0	0
0800	183	0	0	0	0	0	1	6	42	73	36	16	6	2	1	0	0	0	0	0	0	0	0	0	0	0	0	0	0
0900	299	0	0	0	1	0	2	10	67	129	56	22	7	1	2	1	0	1	0	0	0	0	0	0	0	0	0	0	0
1000	449	0	0	0	0	0	3	37	134	170	75	19	6	3	1	1	0	0	0	0	0	0	0	0	0	0	0	0	0
1100	504	0	0	0	0	0	4	51	186	179	66	10	5	3	0	0	0	0	0	0	0	0	0	0	0	0	0	0	0
1200	515	0	0	2	0	0	6	78	202	152	58	14	2	1	0	0	0	0	0	0	0	0	0	0	0	0	0	0	0
1300	481	0	0	0	0	1	9	52	166	143	75	26	5	2	1	1	0	0	0	0	0	0	0	0	0	0	0	0	0
1400	472	0	0	0	0	0	8	29	149	183	80	15	8	0	0	0	0	0	0	0	0	0	0	0	0	0	0	0	0
1500	404	0	0	0	0	0	0	25	147	146	58	21	4	1	2	0	0	0	0	0	0	0	0	0	0	0	0	0	0
1600	399	0	0	0	0	0	9	57	103	132	71	17	6	2	0	1	0	1	0	0	0	0	0	0	0	0	0	0	0
1700	409	0	0	0	0	0	1	40	129	151	54	20	10	2	0	2	0	0	0	0	0	0	0	0	0	0	0	0	0
1800	329	0	0	0	0	0	0	19	103	108	68	23	4	4	0	0	0	0	0	0	0	0	0	0	0	0	0	0	0
1900	280	0	0	0	0	0	2	15	87	110	45	12	5	0	1	2	0	0	1	0	0	0	0	0	0	0	0	0	0
2000	205	0	0	0	0	0	0	13	45	78	42	16	7	2	0	1	0	1	0	0	0	0	0	0	0	0	0	0	0
2100	214	0	1	0	0	0	0	21	66	71	26	9	5	5	4	4	0	1	1	0	0	0	0	0	0	0	0	0	0
2200	106	0	0	0	0	0	0	15	33	34	17	5	2	0	0	0	0	0	0	0	0	0	0	0	0	0	0	0	0
2300	70	0	0	0	0	0	2	4	11	29	17	3	1	1	2	0	0	0	0	0	0	0	0	0	0	0	0	0	0
07-19	4585	0	0	2	1	1	43	412	1455	1626	729	211	67	22	7	7	0	2	0	0	0	0	0	0	0	0	0	0	0
06-22	5371	0	1	2	1	1	46	465	1666	1911	876	254	85	31	12	14	0	4	2	0	0	0	0	0	0	0	0	0	0
06-00	5547	0	1	2	1	1	48	484	1710	1974	910	262	88	32	14	14	0	4	2	0	0	0	0	0	0	0	0	0	0
00-00	5913	0	1	2	1	1	53	509	1806	2105	979	289	96	35	14	15	1	4	2	0	0	0	0	0	0	0	0	0	0

Site 2
 Location BRICKHILL ROAD - attached to LC26
 Direction Northbound

15719 - MILTON KEYNES
 JULY 2024
 AUTOMATIC TRAFFIC COUNT

08 July 2024 Monday

Time	Total	Speed Bins (mph)																											
		0 - 5	5 - 10	10 - 15	15 - 20	20 - 25	25 - 30	30 - 35	35 - 40	40 - 45	45 - 50	50 - 55	55 - 60	60 - 65	65 - 70	70 - 75	75 - 80	80 - 85	85 - 90	90 - 95	95 - 100	100 - 105	105 - 110	110 - 115	115 - 120	120 - 125	125 - 130	130 - 135	135 - 140
0000	53	0	0	0	0	0	0	11	12	12	13	5	0	0	0	0	0	0	0	0	0	0	0	0	0	0	0	0	0
0100	15	0	0	0	0	0	0	1	1	6	5	0	0	1	1	0	0	0	0	0	0	0	0	0	0	0	0	0	0
0200	16	0	0	0	0	0	0	0	4	6	5	0	0	1	0	0	0	0	0	0	0	0	0	0	0	0	0	0	0
0300	24	0	0	0	0	0	0	1	13	3	4	1	1	1	0	0	0	0	0	0	0	0	0	0	0	0	0	0	0
0400	53	0	0	0	0	0	0	5	10	22	7	5	4	0	0	0	0	0	0	0	0	0	0	0	0	0	0	0	0
0500	159	0	0	0	0	1	1	10	28	58	44	12	2	3	0	0	0	0	0	0	0	0	0	0	0	0	0	0	0
0600	249	0	0	0	0	0	2	10	41	117	62	13	3	1	0	0	0	0	0	0	0	0	0	0	0	0	0	0	0
0700	577	0	0	0	0	0	21	90	195	156	80	29	5	0	0	0	1	0	0	0	0	0	0	0	0	0	0	0	0
0800	683	0	2	4	15	16	28	116	203	177	82	30	9	1	0	0	0	0	0	0	0	0	0	0	0	0	0	0	0
0900	465	0	0	0	0	0	8	48	143	163	75	17	5	2	1	1	2	0	0	0	0	0	0	0	0	0	0	0	0
1000	389	0	0	0	0	3	5	58	105	143	60	11	3	0	1	0	0	0	0	0	0	0	0	0	0	0	0	0	0
1100	399	0	0	0	0	4	20	55	132	121	44	17	5	1	0	0	0	0	0	0	0	0	0	0	0	0	0	0	0
1200	403	0	0	0	0	0	11	59	133	112	58	23	5	0	1	1	0	0	0	0	0	0	0	0	0	0	0	0	0
1300	501	0	0	1	1	1	19	64	183	144	61	15	7	1	1	1	0	2	0	0	0	0	0	0	0	0	0	0	0
1400	528	0	0	0	0	0	2	72	195	158	68	24	5	2	2	0	0	0	0	0	0	0	0	0	0	0	0	0	0
1500	524	0	0	0	0	5	16	105	228	107	50	12	1	0	0	0	0	0	0	0	0	0	0	0	0	0	0	0	0
1600	487	0	0	0	0	2	16	53	189	158	44	22	1	0	2	0	0	0	0	0	0	0	0	0	0	0	0	0	0
1700	522	0	0	0	0	2	10	69	186	168	56	21	6	2	1	1	0	0	0	0	0	0	0	0	0	0	0	0	0
1800	422	0	0	1	0	2	5	44	120	174	52	14	4	3	3	0	0	0	0	0	0	0	0	0	0	0	0	0	0
1900	288	0	0	0	0	0	0	31	78	86	61	24	1	3	3	1	0	0	0	0	0	0	0	0	0	0	0	0	0
2000	201	0	0	0	0	0	0	17	60	65	46	10	2	1	0	0	0	0	0	0	0	0	0	0	0	0	0	0	0
2100	176	0	0	0	0	0	0	18	59	56	28	11	2	1	1	0	0	0	0	0	0	0	0	0	0	0	0	0	0
2200	87	0	0	0	0	0	0	11	32	27	12	3	2	0	0	0	0	0	0	0	0	0	0	0	0	0	0	0	0
2300	59	0	0	0	0	0	0	9	20	15	11	2	0	2	0	0	0	0	0	0	0	0	0	0	0	0	0	0	0
07-19	5900	0	2	6	16	35	161	833	2012	1781	730	235	56	12	12	4	3	2	0	0	0	0	0	0	0	0	0	0	0
06-22	6814	0	2	6	16	35	163	909	2250	2105	927	293	64	18	16	5	3	2	0	0	0	0	0	0	0	0	0	0	0
06-00	6960	0	2	6	16	35	163	929	2302	2147	950	298	66	20	16	5	3	2	0	0	0	0	0	0	0	0	0	0	0
00-00	7280	0	2	6	16	36	164	957	2370	2254	1028	321	73	26	17	5	3	2	0	0	0	0	0	0	0	0	0	0	0

Site 2
 Location BRICKHILL ROAD - attached to LC26
 Direction Northbound

15719 - MILTON KEYNES
 JULY 2024
 AUTOMATIC TRAFFIC COUNT

09 July 2024 Tuesday

Time	Total	Speed Bins (mph)																											
		0 - 5	5 - 10	10 - 15	15 - 20	20 - 25	25 - 30	30 - 35	35 - 40	40 - 45	45 - 50	50 - 55	55 - 60	60 - 65	65 - 70	70 - 75	75 - 80	80 - 85	85 - 90	90 - 95	95 - 100	100 - 105	105 - 110	110 - 115	115 - 120	120 - 125	125 - 130	130 - 135	135 - 140
0000	38	0	0	0	0	0	2	7	10	7	9	2	1	0	0	0	0	0	0	0	0	0	0	0	0	0	0	0	0
0100	26	0	0	0	0	0	0	5	9	3	5	2	1	1	0	0	0	0	0	0	0	0	0	0	0	0	0	0	0
0200	25	0	0	0	0	1	1	3	7	8	4	1	0	0	0	0	0	0	0	0	0	0	0	0	0	0	0	0	0
0300	28	0	0	0	0	0	0	2	13	10	2	1	0	0	0	0	0	0	0	0	0	0	0	0	0	0	0	0	0
0400	54	0	0	0	0	0	0	8	11	20	11	2	2	0	0	0	0	0	0	0	0	0	0	0	0	0	0	0	0
0500	141	0	0	0	0	1	0	4	30	64	24	12	5	0	1	0	0	0	0	0	0	0	0	0	0	0	0	0	0
0600	281	0	0	0	0	0	0	13	79	120	50	14	4	1	0	0	0	0	0	0	0	0	0	0	0	0	0	0	0
0700	574	0	0	0	0	0	11	74	227	188	53	16	1	2	1	0	1	0	0	0	0	0	0	0	0	0	0	0	0
0800	718	0	0	0	0	0	23	138	271	192	70	14	6	0	2	2	0	0	0	0	0	0	0	0	0	0	0	0	0
0900	478	0	0	0	0	0	18	86	149	141	61	11	7	3	2	0	0	0	0	0	0	0	0	0	0	0	0	0	0
1000	402	0	0	0	0	1	13	44	149	128	49	8	6	2	0	1	1	0	0	0	0	0	0	0	0	0	0	0	0
1100	381	0	0	0	0	0	4	42	133	129	51	13	4	5	0	0	0	0	0	0	0	0	0	0	0	0	0	0	0
1200	461	0	0	0	0	0	9	66	192	122	49	13	5	3	1	0	1	0	0	0	0	0	0	0	0	0	0	0	0
1300	415	0	0	0	1	0	8	42	168	141	41	10	3	0	1	0	0	0	0	0	0	0	0	0	0	0	0	0	0
1400	493	0	0	0	0	0	6	67	214	126	53	18	5	3	1	0	0	0	0	0	0	0	0	0	0	0	0	0	0
1500	559	0	0	0	0	3	15	81	170	205	59	15	6	4	0	1	0	0	0	0	0	0	0	0	0	0	0	0	0
1600	535	0	0	0	0	0	2	94	197	143	78	15	2	1	2	1	0	0	0	0	0	0	0	0	0	0	0	0	0
1700	519	0	0	0	0	0	19	79	185	159	52	16	5	2	1	1	0	0	0	0	0	0	0	0	0	0	0	0	0
1800	446	0	0	0	1	0	7	35	153	151	69	20	6	2	2	0	0	0	0	0	0	0	0	0	0	0	0	0	0
1900	305	0	0	0	0	0	0	16	75	127	63	18	2	2	1	1	0	0	0	0	0	0	0	0	0	0	0	0	0
2000	210	0	0	0	0	0	3	4	41	95	47	11	4	4	1	0	0	0	0	0	0	0	0	0	0	0	0	0	0
2100	170	0	0	0	0	0	1	15	45	52	36	12	5	2	1	1	0	0	0	0	0	0	0	0	0	0	0	0	0
2200	104	0	0	0	0	0	0	7	31	37	15	9	3	1	0	1	0	0	0	0	0	0	0	0	0	0	0	0	0
2300	79	0	0	0	0	0	0	6	13	34	13	11	1	0	1	0	0	0	0	0	0	0	0	0	0	0	0	0	0
07-19	5981	0	0	0	2	4	135	848	2208	1825	685	169	56	27	13	6	3	0	0	0	0	0	0	0	0	0	0	0	0
06-22	6947	0	0	0	2	4	139	896	2448	2219	881	224	71	36	16	8	3	0	0	0	0	0	0	0	0	0	0	0	0
06-00	7130	0	0	0	2	4	139	909	2492	2290	909	244	75	37	17	9	3	0	0	0	0	0	0	0	0	0	0	0	0
00-00	7442	0	0	0	2	6	142	938	2572	2402	964	264	84	38	18	9	3	0	0	0	0	0	0	0	0	0	0	0	0

Site 2
 Location BRICKHILL ROAD - attached to LC26
 Direction Northbound
 10 July 2024 Wednesday

15719 - MILTON KEYNES
 JULY 2024
 AUTOMATIC TRAFFIC COUNT

Time	Total	Speed Bins (mph)																													
		0 - 5	5 - 10	10 - 15	15 - 20	20 - 25	25 - 30	30 - 35	35 - 40	40 - 45	45 - 50	50 - 55	55 - 60	60 - 65	65 - 70	70 - 75	75 - 80	80 - 85	85 - 90	90 - 95	95 - 100	100 - 105	105 - 110	110 - 115	115 - 120	120 - 125	125 - 130	130 - 135	135 - 140		
0000	65	0	0	0	0	0	1	4	10	20	19	7	2	1	0	0	1	0	0	0	0	0	0	0	0	0	0	0	0	0	
0100	34	0	0	0	0	0	0	4	7	10	7	2	3	1	0	0	0	0	0	0	0	0	0	0	0	0	0	0	0	0	
0200	21	0	0	0	0	0	0	2	5	7	4	2	1	0	0	0	0	0	0	0	0	0	0	0	0	0	0	0	0	0	
0300	26	0	0	0	0	0	0	0	6	9	7	4	0	0	0	0	0	0	0	0	0	0	0	0	0	0	0	0	0	0	
0400	44	0	0	0	0	0	1	4	10	12	11	3	3	0	0	0	0	0	0	0	0	0	0	0	0	0	0	0	0	0	
0500	153	0	0	0	0	1	2	3	22	64	37	17	4	1	1	0	1	0	0	0	0	0	0	0	0	0	0	0	0	0	
0600	270	0	0	0	0	0	0	3	62	109	61	22	10	1	1	1	0	0	0	0	0	0	0	0	0	0	0	0	0	0	
0700	560	0	0	0	0	0	14	94	194	162	69	17	6	2	1	1	0	0	0	0	0	0	0	0	0	0	0	0	0	0	
0800	684	0	0	0	0	1	17	107	266	183	66	27	13	4	0	0	0	0	0	0	0	0	0	0	0	0	0	0	0	0	
0900	417	0	1	11	17	18	7	45	120	129	46	19	2	2	0	0	0	0	0	0	0	0	0	0	0	0	0	0	0	0	
1000	365	0	0	0	0	3	7	32	109	146	49	10	5	3	1	0	0	0	0	0	0	0	0	0	0	0	0	0	0	0	
1100	428	0	0	0	0	0	4	79	128	146	57	8	4	2	0	0	0	0	0	0	0	0	0	0	0	0	0	0	0	0	
1200	422	0	0	0	0	0	6	74	147	146	31	16	1	1	0	0	0	0	0	0	0	0	0	0	0	0	0	0	0	0	
1300	428	0	0	0	11	3	15	78	120	127	46	10	8	4	2	3	0	0	1	0	0	0	0	0	0	0	0	0	0	0	
1400	385	0	0	0	0	0	32	66	121	109	44	12	1	0	0	0	0	0	0	0	0	0	0	0	0	0	0	0	0	0	
1500	450	0	0	0	0	1	6	44	136	169	68	16	4	3	3	0	0	0	0	0	0	0	0	0	0	0	0	0	0	0	
1600	560	0	0	0	0	2	13	93	226	156	41	18	7	2	0	2	0	0	0	0	0	0	0	0	0	0	0	0	0	0	
1700	545	0	0	0	3	3	7	57	155	201	90	21	5	3	0	0	0	0	0	0	0	0	0	0	0	0	0	0	0	0	
1800	451	0	0	0	0	0	0	39	137	166	69	27	6	3	2	1	0	1	0	0	0	0	0	0	0	0	0	0	0	0	0
1900	330	0	0	0	0	0	1	15	87	123	64	22	8	3	3	2	2	0	0	0	0	0	0	0	0	0	0	0	0	0	
2000	194	0	0	1	0	0	5	6	56	67	34	12	6	4	1	1	0	0	1	0	0	0	0	0	0	0	0	0	0	0	
2100	128	0	0	0	0	0	1	17	37	34	31	5	3	0	0	0	0	0	0	0	0	0	0	0	0	0	0	0	0	0	
2200	165	0	0	0	0	0	0	12	49	55	33	8	7	1	0	0	0	0	0	0	0	0	0	0	0	0	0	0	0	0	
2300	84	0	0	0	0	0	1	1	26	25	17	7	5	1	1	0	0	0	0	0	0	0	0	0	0	0	0	0	0	0	
07-19	5695	0	1	11	31	31	128	808	1859	1840	676	201	62	29	9	7	0	1	1	0	0	0	0	0	0	0	0	0	0	0	
06-22	6617	0	1	12	31	31	135	849	2101	2173	866	262	89	37	14	11	2	1	2	0	0	0	0	0	0	0	0	0	0	0	
06-00	6866	0	1	12	31	31	136	862	2176	2253	916	277	101	39	15	11	2	1	2	0	0	0	0	0	0	0	0	0	0	0	
00-00	7209	0	1	12	31	32	140	879	2236	2375	1001	312	114	42	16	11	4	1	2	0	0	0	0	0	0	0	0	0	0	0	

Site 2
 Location BRICKHILL ROAD - attached to LC26
 Direction Northbound
 Virtual Day (7)

15719 - MILTON KEYNES
 JULY 2024
 AUTOMATIC TRAFFIC COUNT

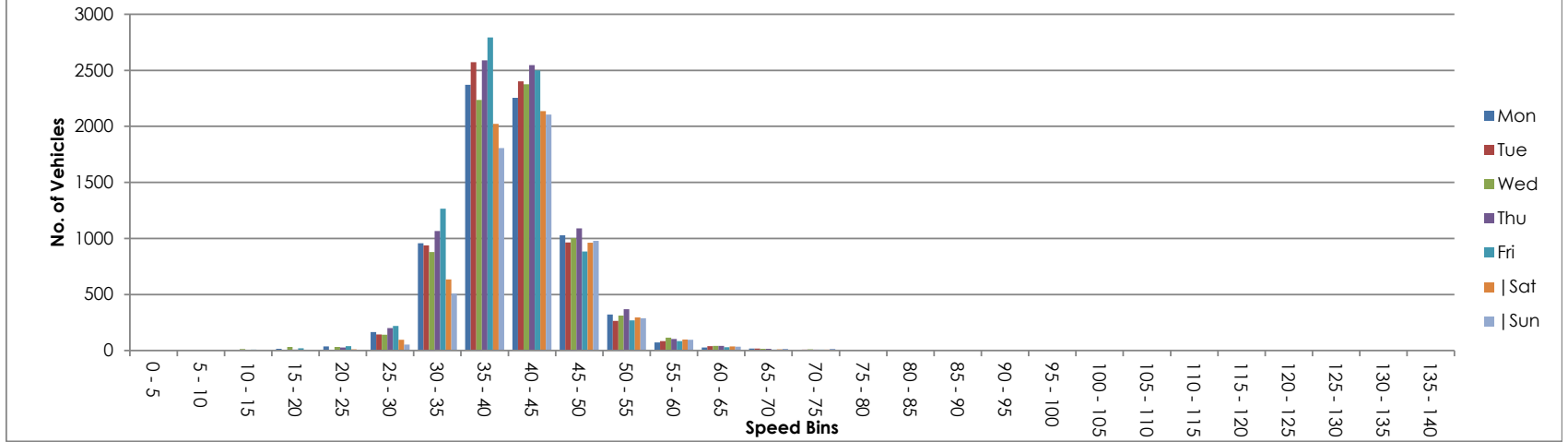
Time	Total	Speed Bins (mph)																											
		0 - 5	5 - 10	10 - 15	15 - 20	20 - 25	25 - 30	30 - 35	35 - 40	40 - 45	45 - 50	50 - 55	55 - 60	60 - 65	65 - 70	70 - 75	75 - 80	80 - 85	85 - 90	90 - 95	95 - 100	100 - 105	105 - 110	110 - 115	115 - 120	120 - 125	125 - 130	130 - 135	135 - 140
0000	54	0	0	0	0	0	1	6	13	16	12	4	1	0	0	0	0	0	0	0	0	0	0	0	0	0	0	0	0
0100	33	0	0	0	0	0	0	3	9	11	7	1	1	1	0	0	0	0	0	0	0	0	0	0	0	0	0	0	0
0200	26	0	0	0	0	0	1	2	8	8	5	1	1	1	0	0	0	0	0	0	0	0	0	0	0	0	0	0	0
0300	27	0	0	0	0	0	0	2	9	7	5	2	0	1	0	0	0	0	0	0	0	0	0	0	0	0	0	0	0
0400	45	0	0	0	0	0	0	4	11	14	10	4	2	0	0	0	0	0	0	0	0	0	0	0	0	0	0	0	0
0500	128	0	0	0	0	1	1	6	23	53	28	12	3	1	0	0	0	0	0	0	0	0	0	0	0	0	0	0	0
0600	224	0	0	0	0	0	1	11	51	90	49	17	5	1	0	0	0	0	0	0	0	0	0	0	0	0	0	0	0
0700	451	0	0	0	0	1	10	70	147	144	54	18	4	2	0	0	0	0	0	0	0	0	0	0	0	0	0	0	0
0800	566	0	0	1	2	5	20	88	195	160	64	20	7	2	1	0	0	0	0	0	0	0	0	0	0	0	0	0	0
0900	441	0	0	2	3	3	10	54	146	145	56	14	5	2	2	1	0	0	0	0	0	0	0	0	0	0	0	0	0
1000	434	0	0	1	2	3	11	56	142	147	53	11	4	2	1	1	0	0	0	0	0	0	0	0	0	0	0	0	0
1100	456	0	0	0	0	1	12	70	157	143	54	12	4	2	0	0	0	0	0	0	0	0	0	0	0	0	0	0	0
1200	474	0	0	0	0	0	10	73	173	144	50	17	3	2	1	0	0	0	0	0	0	0	0	0	0	0	0	0	0
1300	482	0	0	0	3	1	10	67	177	141	60	15	5	1	1	1	0	0	0	0	0	0	0	0	0	0	0	0	0
1400	484	0	0	1	0	1	13	61	170	155	59	16	6	2	1	0	0	0	0	0	0	0	0	0	0	0	0	0	0
1500	501	0	0	0	0	1	11	69	170	162	61	19	5	2	2	0	0	0	0	0	0	0	0	0	0	0	0	0	0
1600	515	0	0	0	0	1	12	78	183	153	63	17	6	2	1	1	0	0	0	0	0	0	0	0	0	0	0	0	0
1700	496	0	0	0	1	1	10	63	157	169	65	21	5	3	1	1	0	0	0	0	0	0	0	0	0	0	0	0	0
1800	419	0	0	0	0	0	4	41	134	145	62	21	7	3	1	0	0	0	0	0	0	0	0	0	0	0	0	0	0
1900	315	0	0	0	0	0	2	24	90	113	59	19	4	2	1	1	0	0	0	0	0	0	0	0	0	0	0	0	0
2000	235	0	0	0	0	0	2	12	60	89	46	16	6	2	1	1	0	0	0	0	0	0	0	0	0	0	0	0	0
2100	177	0	0	0	0	0	1	15	55	55	30	11	5	2	1	1	0	0	0	0	0	0	0	0	0	0	0	0	0
2200	128	0	0	0	0	0	1	13	40	41	20	8	3	1	0	0	0	0	0	0	0	0	0	0	0	0	0	0	0
2300	84	0	0	0	0	0	1	8	24	28	14	6	2	1	1	0	0	0	0	0	0	0	0	0	0	0	0	0	0
07-19	5718	0	0	5	12	20	134	787	1950	1807	702	200	61	23	10	6	1	1	0	0	0	0	0	0	0	0	0	0	0
06-22	6669	0	1	5	12	20	139	850	2205	2153	885	263	81	30	13	9	2	2	1	0	0	0	0	0	0	0	0	0	0
06-00	6881	0	1	5	12	20	141	870	2269	2222	919	278	85	32	14	9	2	2	1	0	0	0	0	0	0	0	0	0	0
00-00	7195	0	1	5	12	21	145	893	2342	2331	987	302	93	36	14	9	3	2	1	0	0	0	0	0	0	0	0	0	0

Site 2
 Location BRICKHILL ROAD - attached to LC26
 Direction Northbound
 Virtual Week (1)

15719 - MILTON KEYNES
 JULY 2024
 AUTOMATIC TRAFFIC COUNT

Time	Total	Speed Bins (mph)																													
		0 - 5	5 - 10	10 - 15	15 - 20	20 - 25	25 - 30	30 - 35	35 - 40	40 - 45	45 - 50	50 - 55	55 - 60	60 - 65	65 - 70	70 - 75	75 - 80	80 - 85	85 - 90	90 - 95	95 - 100	100 - 105	105 - 110	110 - 115	115 - 120	120 - 125	125 - 130	130 - 135	135 - 140		
Mon	7280	0	2	6	16	36	164	957	2370	2254	1028	321	73	26	17	5	3	2	0	0	0	0	0	0	0	0	0	0	0	0	0
Tue	7442	0	0	0	2	6	142	938	2572	2402	964	264	84	38	18	9	3	0	0	0	0	0	0	0	0	0	0	0	0	0	0
Wed	7209	0	1	12	31	32	140	879	2236	2375	1001	312	114	42	16	11	4	1	2	0	0	0	0	0	0	0	0	0	0	0	0
Thu	8075	0	0	1	9	26	199	1065	2590	2547	1090	368	104	41	16	9	5	3	0	0	0	0	0	0	0	0	0	2	0	0	0
Fri	8128	0	0	7	20	38	219	1266	2794	2500	884	268	84	30	9	8	1	0	0	0	0	0	0	0	0	0	0	0	0	0	0
Sat	6321	0	0	6	4	10	95	634	2023	2135	961	295	98	37	10	9	3	1	0	0	0	0	0	0	0	0	0	0	0	0	0
Sun	5913	0	1	2	1	1	53	509	1806	2105	979	289	96	35	14	15	1	4	2	0	0	0	0	0	0	0	0	0	0	0	0
5 Day Ave.	7627	0	1	5	16	28	173	1021	2512	2416	993	307	92	35	15	8	3	1	0	0	0	0	0	0	0	0	0	0	0	0	0
7 Day Ave.	7195	0	1	5	12	21	145	893	2342	2331	987	302	93	36	14	9	3	2	1	0	0	0	0	0	0	0	0	0	0	0	0
--	50368	0	4	34	83	149	1012	6248	16391	16318	6907	2117	653	249	100	66	20	11	4	0	0	0	0	0	0	0	0	0	2	0	0

Summary Graphs



Site 2
 Location BRICKHILL ROAD - attached to LC26
 Direction Southbound

15719 - MILTON KEYNES
 JULY 2024
 AUTOMATIC TRAFFIC COUNT

04 July 2024 Thursday

Time	Total	Classification												JPSL 50	JPSL% 50	JSL1 57 ACPO	JSL1% 57 ACPO	JSL2 65 DfT	JSL2% 65 DfT	Mean	Vpp 85
		1 MCL	2 SV	3 SVT	4 TB2	5 TB3	6 T4	7 ART3	8 ART4	9 ART5	10 ART6	11 BD	12 DRT								
0000	28	0	26	0	2	0	0	0	0	0	0	0	0	5	17.9	4	14.3	0	0.0	45.6	56.3
0100	28	0	28	0	0	0	0	0	0	0	0	0	0	5	17.9	1	3.6	0	0.0	44.7	52.4
0200	29	0	22	1	4	2	0	0	0	0	0	0	0	7	24.1	2	6.9	0	0.0	43.3	51.1
0300	14	0	10	0	2	0	0	0	0	1	1	0	0	4	28.6	2	14.3	0	0.0	46.1	56.4
0400	24	0	16	0	6	0	0	0	0	2	0	0	0	6	25.0	2	8.3	1	4.2	47.2	52.8
0500	92	2	71	0	17	0	2	0	0	0	0	0	0	29	31.5	8	8.7	0	0.0	48.1	53.8
0600	294	3	249	2	34	0	1	0	2	1	2	0	0	54	18.4	13	4.4	3	1.0	44.3	50.8
0700	493	3	412	0	72	2	0	1	1	1	1	0	0	39	7.9	5	1.0	0	0.0	42.8	48.2
0800	562	2	496	1	57	1	3	1	0	1	0	0	0	50	8.9	10	1.8	4	0.7	41.9	47
0900	452	2	363	0	75	2	3	0	4	2	1	0	0	25	5.5	5	1.1	0	0.0	40.3	46.1
1000	400	2	322	0	63	4	5	0	3	1	0	0	0	18	4.5	2	0.5	0	0.0	40.4	46
1100	375	2	302	5	59	0	2	0	3	1	1	0	0	23	6.1	1	0.3	0	0.0	40.5	46.4
1200	443	5	375	4	42	3	4	0	1	3	5	1	0	28	6.3	4	0.9	0	0.0	40.2	46.7
1300	459	3	388	3	54	0	6	0	3	1	0	0	1	26	5.7	3	0.7	0	0.0	41.5	47
1400	498	4	426	4	48	2	7	0	1	3	2	1	0	31	6.2	3	0.6	0	0.0	40.5	46.5
1500	567	6	477	3	71	1	4	0	2	1	2	0	0	35	6.2	4	0.7	2	0.4	41.4	47.1
1600	668	2	602	1	57	1	1	1	2	1	0	0	0	29	4.3	6	0.9	1	0.2	41.8	46.3
1700	735	3	683	3	44	0	1	0	0	1	0	0	0	37	5.0	4	0.5	0	0.0	41.4	46.8
1800	566	2	516	4	38	0	1	0	0	2	3	0	0	60	10.6	5	0.9	0	0.0	42.5	48.8
1900	392	3	364	0	23	0	1	0	0	0	1	0	0	50	12.8	7	1.8	0	0.0	44	49.3
2000	348	8	313	1	22	0	1	0	1	1	1	0	0	45	12.9	7	2.0	3	0.9	43.6	49.5
2100	245	6	227	0	12	0	0	0	0	0	0	0	0	30	12.2	5	2.0	0	0.0	43.3	49.3
2200	190	1	172	2	10	1	1	0	1	1	1	0	0	9	4.7	2	1.1	1	0.5	39.8	45.3
2300	95	0	88	0	6	0	0	0	1	0	0	0	0	10	10.5	3	3.2	0	0.0	42.8	48.8
07-19	6218	36	5362	28	680	16	37	3	20	18	15	2	1	401	6.4	52	0.8	7	0.1	41.3	47
06-22	7497	56	6515	31	771	16	40	3	23	20	19	2	1	580	7.7	84	1.1	13	0.2	41.8	47.6
06-00	7782	57	6775	33	787	17	41	3	25	21	20	2	1	599	7.7	89	1.1	14	0.2	41.7	47.6
00-00	7997	59	6948	34	818	19	43	3	25	24	21	2	1	655	8.2	108	1.4	15	0.2	41.9	47.8

Site 2
 Location BRICKHILL ROAD - attached to LC26
 Direction Southbound

15719 - MILTON KEYNES
 JULY 2024
 AUTOMATIC TRAFFIC COUNT

05 July 2024 Friday

Time	Total	Classification												JPSL 50	JPSL% 50	JSL1 57 ACPO	JSL1% 57 ACPO	JSL2 65 DfT	JSL2% 65 DfT	Mean	Vpp 85
		1 MCL	2 SV	3 SVT	4 TB2	5 TB3	6 T4	7 ART3	8 ART4	9 ART5	10 ART6	11 BD	12 DRT								
0000	62	0	53	0	4	2	0	0	2	0	1	0	0	7	11.3	0	0.0	0	0.0	42.3	49.1
0100	27	0	20	0	5	0	0	0	0	0	2	0	0	5	18.5	1	3.7	1	3.7	45.2	51.1
0200	20	0	16	0	3	0	0	0	0	0	1	0	0	6	30.0	2	10.0	0	0.0	44.1	55.5
0300	13	0	10	0	2	0	0	0	0	0	1	0	0	3	23.1	0	0.0	0	0.0	40.8	52.2
0400	30	0	22	0	7	0	1	0	0	0	0	0	0	4	13.3	1	3.3	1	3.3	45.3	49.8
0500	81	1	65	0	12	0	0	0	2	1	0	0	0	19	23.5	7	8.6	3	3.7	46.5	52.7
0600	287	2	238	1	42	2	1	0	0	1	0	0	0	38	13.2	5	1.7	3	1.0	44.1	49.5
0700	450	0	370	2	66	0	7	1	1	2	1	0	0	20	4.4	3	0.7	0	0.0	40.9	46
0800	539	3	476	2	46	6	4	1	0	1	0	0	0	15	2.8	0	0.0	0	0.0	40.2	45
0900	456	2	373	1	64	3	6	0	1	3	3	0	0	14	3.1	4	0.9	0	0.0	38.9	44.3
1000	385	2	315	1	47	6	9	0	0	5	0	0	0	19	4.9	1	0.3	0	0.0	40.3	45.8
1100	451	2	370	2	64	0	8	0	0	2	2	1	0	24	5.3	3	0.7	1	0.2	40.7	46.4
1200	504	4	429	6	55	0	4	1	2	1	2	0	0	26	5.2	1	0.2	0	0.0	40.6	46.4
1300	524	4	457	4	44	1	10	1	1	1	1	0	0	29	5.5	1	0.2	0	0.0	40.8	46.5
1400	537	13	464	4	44	0	9	0	0	2	1	0	0	26	4.8	1	0.2	0	0.0	41	45.9
1500	618	1	535	6	68	2	3	0	2	0	1	0	0	19	3.1	2	0.3	0	0.0	40.2	45.7
1600	711	3	645	5	54	0	2	0	1	0	1	0	0	52	7.3	5	0.7	2	0.3	42.2	47.8
1700	623	2	573	5	38	0	0	1	2	2	0	0	0	29	4.7	2	0.3	0	0.0	40.6	46.3
1800	496	2	467	5	20	0	0	1	0	0	1	0	0	17	3.4	1	0.2	0	0.0	39.5	44.2
1900	357	2	330	0	19	2	2	0	0	2	0	0	0	36	10.1	4	1.1	0	0.0	41.6	47.9
2000	273	1	254	0	16	1	0	0	1	0	0	0	0	20	7.3	1	0.4	0	0.0	41.3	47.2
2100	179	0	169	1	8	0	1	0	0	0	0	0	0	4	2.2	1	0.6	0	0.0	38.8	43.4
2200	194	2	182	1	6	2	0	0	0	1	0	0	0	6	3.1	1	0.5	0	0.0	36.7	42.1
2300	135	0	128	0	4	0	0	0	0	1	1	0	1	7	5.2	0	0.0	0	0.0	40.1	46.4
07-19	6294	38	5474	43	610	18	62	6	10	19	13	1	0	290	4.6	24	0.4	3	0.0	40.5	46
06-22	7390	43	6465	45	695	23	66	6	11	22	13	1	0	388	5.3	35	0.5	6	0.1	40.7	46.2
06-00	7719	45	6775	46	705	25	66	6	11	24	14	1	1	401	5.2	36	0.5	6	0.1	40.6	46.2
00-00	7952	46	6961	46	738	27	67	6	15	25	19	1	1	445	5.6	47	0.6	11	0.1	40.7	46.3

Site 2
 Location BRICKHILL ROAD - attached to LC26
 Direction Southbound

15719 - MILTON KEYNES
 JULY 2024
 AUTOMATIC TRAFFIC COUNT

06 July 2024 Saturday

Time	Total	Classification												JPSL 50	JPSL% 50	JSL1 57 ACPO	JSL1% 57 ACPO	JSL2 65 DfT	JSL2% 65 DfT	Mean	Vpp 85
		1 MCL	2 SV	3 SVT	4 TB2	5 TB3	6 T4	7 ART3	8 ART4	9 ART5	10 ART6	11 BD	12 DRT								
0000	55	0	53	0	1	0	0	0	0	0	1	0	0	3	5.5	0	0.0	0	0.0	41.5	46.4
0100	37	0	34	0	1	0	0	0	1	1	0	0	0	4	10.8	2	5.4	0	0.0	42.1	48.1
0200	31	0	29	0	2	0	0	0	0	0	0	0	0	1	3.2	0	0.0	0	0.0	41.3	46.3
0300	34	0	30	0	3	0	0	0	0	1	0	0	0	6	17.7	2	5.9	0	0.0	44.1	52
0400	16	0	14	0	2	0	0	0	0	0	0	0	0	2	12.5	1	6.3	0	0.0	44.2	50.2
0500	49	0	39	0	6	3	0	0	0	1	0	0	0	9	18.4	4	8.2	1	2.0	44.9	53.3
0600	117	2	95	0	19	0	0	1	0	0	0	0	0	22	18.8	0	0.0	0	0.0	44.9	50.9
0700	179	1	155	2	20	1	0	0	0	0	0	0	0	35	19.6	7	3.9	0	0.0	44.6	51.2
0800	267	2	243	0	19	2	1	0	0	0	0	0	0	19	7.1	4	1.5	0	0.0	42.1	47.3
0900	369	1	339	0	23	3	2	0	0	1	0	0	0	18	4.9	3	0.8	0	0.0	41.5	46.7
1000	436	1	409	3	19	3	0	0	0	0	1	0	0	15	3.4	1	0.2	0	0.0	39.5	45.1
1100	544	3	515	0	23	1	1	0	1	0	0	0	0	8	1.5	0	0.0	0	0.0	39.7	44.6
1200	525	1	497	5	20	1	0	0	1	0	0	0	0	26	5.0	6	1.1	0	0.0	41.4	46
1300	527	1	509	0	15	1	1	0	0	0	0	0	0	20	3.8	2	0.4	0	0.0	41.8	46.2
1400	495	3	471	0	16	2	1	0	1	0	1	0	0	24	4.8	2	0.4	0	0.0	41.5	46.8
1500	487	3	453	4	24	0	0	0	2	0	1	0	0	30	6.2	3	0.6	0	0.0	41.6	46.6
1600	504	1	475	4	21	0	1	0	0	0	2	0	0	46	9.1	8	1.6	2	0.4	42.5	48.1
1700	375	1	352	0	21	0	0	1	0	0	0	0	0	38	10.1	6	1.6	0	0.0	43.1	48.6
1800	298	3	277	0	18	0	0	0	0	0	0	0	0	58	19.5	9	3.0	0	0.0	44.6	51.3
1900	222	3	213	0	6	0	0	0	0	0	0	0	0	45	20.3	5	2.3	0	0.0	45.5	51.4
2000	276	4	264	0	7	0	0	0	0	0	1	0	0	41	14.9	6	2.2	3	1.1	44.9	50
2100	180	2	168	2	7	1	0	0	0	0	0	0	0	20	11.1	2	1.1	0	0.0	43.3	49
2200	192	0	181	1	7	1	0	0	1	0	1	0	0	13	6.8	3	1.6	2	1.0	41	47.3
2300	140	2	132	0	5	1	0	0	0	0	0	0	0	15	10.7	1	0.7	0	0.0	42.1	48.7
07-19	5006	21	4695	18	239	14	7	1	5	1	5	0	0	337	6.7	51	1.0	2	0.0	41.7	47.1
06-22	5801	32	5435	20	278	15	7	2	5	1	6	0	0	465	8.0	64	1.1	5	0.1	42.1	47.6
06-00	6133	34	5748	21	290	17	7	2	6	1	7	0	0	493	8.0	68	1.1	7	0.1	42.1	47.6
00-00	6355	34	5947	21	305	20	7	2	7	4	8	0	0	518	8.2	77	1.2	8	0.1	42.1	47.6

Site 2
 Location BRICKHILL ROAD - attached to LC26
 Direction Southbound

15719 - MILTON KEYNES
 JULY 2024
 AUTOMATIC TRAFFIC COUNT

07 July 2024 Sunday

Time	Total	Classification												JPSL 50	JPSL% 50	JSL1 57 ACPO	JSL1% 57 ACPO	JSL2 65 DfT	JSL2% 65 DfT	Mean	Vpp 85
		1 MCL	2 SV	3 SVT	4 TB2	5 TB3	6 T4	7 ART3	8 ART4	9 ART5	10 ART6	11 BD	12 DRT								
0000	92	0	85	0	7	0	0	0	0	0	0	0	0	3	3.3	1	1.1	0	0.0	41	46.5
0100	61	0	58	0	2	0	0	0	0	1	0	0	0	12	19.7	4	6.6	2	3.3	44.6	51
0200	49	0	47	0	1	1	0	0	0	0	0	0	0	10	20.4	3	6.1	1	2.0	44.4	50.8
0300	38	1	36	0	0	0	0	0	0	0	1	0	0	5	13.2	3	7.9	1	2.6	44.3	50.6
0400	24	0	20	0	4	0	0	0	0	0	0	0	0	4	16.7	0	0.0	0	0.0	45.2	51.4
0500	43	0	39	0	3	0	0	0	1	0	0	0	0	10	23.3	2	4.7	0	0.0	46.2	52.4
0600	71	1	68	0	2	0	0	0	0	0	0	0	0	18	25.4	7	9.9	1	1.4	47.6	55.3
0700	108	0	101	0	7	0	0	0	0	0	0	0	0	25	23.2	4	3.7	0	0.0	45.7	52.7
0800	170	3	152	1	12	1	0	0	0	1	0	0	0	43	25.3	10	5.9	1	0.6	46	52.9
0900	250	2	232	0	15	0	0	0	1	0	0	0	0	30	12.0	3	1.2	0	0.0	43.7	48.9
1000	337	3	316	2	13	0	1	1	1	0	0	0	0	37	11.0	3	0.9	1	0.3	43.2	48.3
1100	432	1	407	1	22	0	0	0	1	0	0	0	0	27	6.3	1	0.2	0	0.0	42.3	47.6
1200	589	1	563	5	19	0	0	0	0	0	0	1	0	16	2.7	0	0.0	0	0.0	41	46
1300	588	5	547	6	25	1	1	0	1	1	1	0	0	18	3.1	2	0.3	0	0.0	41.1	46.4
1400	520	3	484	2	26	0	2	0	1	2	0	0	0	24	4.6	3	0.6	0	0.0	42.1	46.8
1500	465	2	437	2	22	0	0	1	1	0	0	0	0	44	9.5	6	1.3	1	0.2	43.3	48.3
1600	514	4	484	0	24	0	0	0	1	0	0	0	1	32	6.2	4	0.8	1	0.2	42	47.4
1700	500	0	478	1	20	0	0	0	0	1	0	0	0	74	14.8	8	1.6	1	0.2	45	50
1800	450	6	424	2	17	0	0	0	1	0	0	0	0	72	16.0	12	2.7	1	0.2	44.1	50.2
1900	391	2	364	5	20	0	0	0	0	0	0	0	0	52	13.3	4	1.0	1	0.3	44	49.8
2000	287	1	264	1	19	1	0	0	0	0	1	0	0	34	11.9	8	2.8	3	1.0	43.7	48.9
2100	219	1	209	0	9	0	0	0	0	0	0	0	0	29	13.2	4	1.8	1	0.5	43.8	49.7
2200	137	2	124	1	8	1	1	0	0	0	0	0	0	19	13.9	5	3.7	0	0.0	42.5	49.9
2300	94	1	86	1	4	1	0	0	1	0	0	0	0	9	9.6	2	2.1	0	0.0	41.5	47.9
07-19	4923	30	4625	22	222	2	4	2	8	5	1	1	1	442	9.0	56	1.1	6	0.1	42.8	48.2
06-22	5891	35	5530	28	272	3	4	2	8	5	2	1	1	575	9.8	79	1.3	12	0.2	43	48.4
06-00	6122	38	5740	30	284	5	5	2	9	5	2	1	1	603	9.9	86	1.4	12	0.2	43	48.5
00-00	6429	39	6025	30	301	6	5	2	10	6	3	1	1	647	10.1	99	1.5	16	0.2	43	48.5

Site 2
 Location BRICKHILL ROAD - attached to LC26
 Direction Southbound

15719 - MILTON KEYNES
 JULY 2024
 AUTOMATIC TRAFFIC COUNT

08 July 2024 Monday

Time	Total	Classification												JPSL 50	JPSL% 50	JSL1 57 ACPO	JSL1% 57 ACPO	JSL2 65 DfT	JSL2% 65 DfT	Mean	Vpp 85
		1 MCL	2 SV	3 SVT	4 TB2	5 TB3	6 T4	7 ART3	8 ART4	9 ART5	10 ART6	11 BD	12 DRT								
0000	40	1	38	0	0	0	0	0	0	0	1	0	0	7	17.5	4	10.0	1	2.5	45.3	50.2
0100	18	0	15	0	3	0	0	0	0	0	0	0	0	2	11.1	1	5.6	0	0.0	43.9	49.5
0200	17	0	13	0	3	0	0	1	0	0	0	0	0	2	11.8	0	0.0	0	0.0	42.4	49.1
0300	14	0	11	0	3	0	0	0	0	0	0	0	0	0	0.0	0	0.0	0	0.0	41.9	48.6
0400	23	0	21	0	2	0	0	0	0	0	0	0	0	13	56.5	4	17.4	2	8.7	50.4	58.3
0500	99	0	84	0	14	0	0	0	0	0	1	0	0	40	40.4	9	9.1	2	2.0	48.9	54.4
0600	352	3	297	1	47	1	0	0	1	1	1	0	0	50	14.2	8	2.3	2	0.6	44.1	49.9
0700	490	6	392	4	78	2	1	1	4	0	2	0	0	38	7.8	6	1.2	0	0.0	42.8	48.5
0800	532	1	466	1	56	1	4	0	1	1	0	1	0	33	6.2	9	1.7	2	0.4	41.5	47.3
0900	426	3	344	2	63	2	3	1	2	2	4	0	0	25	5.9	3	0.7	0	0.0	41.6	46.9
1000	357	2	288	4	55	1	6	0	1	0	0	0	0	33	9.2	5	1.4	0	0.0	42.6	47.9
1100	414	3	330	0	66	2	10	1	0	0	1	0	1	23	5.6	4	1.0	0	0.0	41.5	47.2
1200	423	1	359	1	47	2	8	0	4	0	1	0	0	27	6.4	2	0.5	0	0.0	40.5	47.1
1300	423	5	340	4	61	0	5	0	4	0	4	0	0	16	3.8	1	0.2	0	0.0	40.1	46
1400	445	3	374	3	60	0	1	0	1	2	0	1	0	25	5.6	3	0.7	0	0.0	40.8	46.1
1500	544	1	472	2	57	1	5	1	2	1	2	0	0	19	3.5	0	0.0	0	0.0	40	45
1600	610	3	552	3	46	1	1	0	1	0	2	0	1	23	3.8	3	0.5	0	0.0	40.6	46.2
1700	640	3	580	1	51	0	3	0	1	1	0	0	0	35	5.5	4	0.6	0	0.0	41.8	47.2
1800	453	1	425	2	23	0	1	0	0	1	0	0	0	49	10.8	1	0.2	0	0.0	43.4	49.2
1900	306	0	291	0	11	0	2	0	0	1	1	0	0	42	13.7	5	1.6	0	0.0	43.3	49.9
2000	232	2	218	0	10	0	0	0	0	0	2	0	0	20	8.6	5	2.2	0	0.0	42.7	48.2
2100	164	2	147	0	15	0	0	0	0	0	0	0	0	12	7.3	3	1.8	0	0.0	42.1	47
2200	135	2	119	0	12	0	0	0	1	0	1	0	0	7	5.2	1	0.7	0	0.0	39.4	45.2
2300	66	2	54	0	8	0	0	0	0	1	1	0	0	10	15.2	2	3.0	1	1.5	42.1	50.3
07-19	5757	32	4922	27	663	12	48	4	21	8	16	2	2	346	6.0	41	0.7	2	0.0	41.4	47.3
06-22	6811	39	5875	28	746	13	50	4	22	10	20	2	2	470	6.9	62	0.9	4	0.1	41.7	47.6
06-00	7012	43	6048	28	766	13	50	4	23	11	22	2	2	487	6.9	65	0.9	5	0.1	41.6	47.6
00-00	7223	44	6230	28	791	13	50	5	23	11	24	2	2	551	7.6	83	1.1	10	0.1	41.8	47.9

Site 2
 Location BRICKHILL ROAD - attached to LC26
 Direction Southbound

15719 - MILTON KEYNES
 JULY 2024
 AUTOMATIC TRAFFIC COUNT

09 July 2024 Tuesday

Time	Total	Classification												JPSL 50	JPSL% 50	JSL1 57 ACPO	JSL1% 57 ACPO	JSL2 65 DfT	JSL2% 65 DfT	Mean	Vpp 85
		1 MCL	2 SV	3 SVT	4 TB2	5 TB3	6 T4	7 ART3	8 ART4	9 ART5	10 ART6	11 BD	12 DRT								
0000	30	0	25	1	3	0	0	0	0	0	0	0	1	2	6.7	0	0.0	0	0.0	36.3	44.3
0100	15	0	14	0	0	0	0	0	0	1	0	0	0	0	0.0	0	0.0	0	0.0	39.5	45.6
0200	18	0	16	0	1	0	0	1	0	0	0	0	0	2	11.1	0	0.0	0	0.0	41.2	49.6
0300	20	0	16	0	4	0	0	0	0	0	0	0	0	3	15.0	0	0.0	0	0.0	45	49.9
0400	23	1	19	0	2	0	0	0	0	0	0	1	0	5	21.7	2	8.7	0	0.0	43.9	50.8
0500	88	1	69	0	16	1	0	0	0	1	0	0	0	12	13.6	0	0.0	0	0.0	44.4	49.9
0600	331	3	270	0	52	0	1	0	1	1	3	0	0	41	12.4	5	1.5	0	0.0	42.7	49.6
0700	504	0	422	1	76	0	1	1	1	0	2	0	0	31	6.2	8	1.6	2	0.4	42	47.1
0800	507	2	446	3	54	1	1	0	0	0	0	0	0	32	6.3	3	0.6	0	0.0	42.9	47.2
0900	507	3	406	5	78	3	2	0	4	1	4	1	0	16	3.2	2	0.4	0	0.0	39.6	44.8
1000	359	0	288	0	59	4	1	3	2	2	0	0	0	21	5.9	0	0.0	0	0.0	41.4	47
1100	392	2	330	4	48	2	3	0	2	0	1	0	0	18	4.6	0	0.0	0	0.0	41.1	46.5
1200	431	1	367	6	45	1	1	0	4	5	1	0	0	23	5.3	0	0.0	0	0.0	41	46.9
1300	387	2	315	4	54	2	4	0	2	2	2	0	0	25	6.5	2	0.5	0	0.0	41.4	46.6
1400	464	4	403	2	47	0	2	0	3	1	2	0	0	15	3.2	1	0.2	0	0.0	41	46.7
1500	508	4	439	4	53	2	3	1	1	0	1	0	0	21	4.1	1	0.2	0	0.0	41.3	46.8
1600	660	0	590	4	62	0	1	0	1	2	0	0	0	39	5.9	2	0.3	0	0.0	41.5	47
1700	741	2	682	5	43	1	3	0	2	2	1	0	0	23	3.1	6	0.8	0	0.0	39.9	45
1800	571	3	534	3	25	1	2	0	2	1	0	0	0	43	7.5	3	0.5	0	0.0	42.4	47.6
1900	331	1	310	1	16	0	3	0	0	0	0	0	0	40	12.1	8	2.4	1	0.3	43.2	49
2000	245	0	233	0	12	0	0	0	0	0	0	0	0	31	12.7	1	0.4	0	0.0	44	49.1
2100	186	1	171	0	13	1	0	0	0	0	0	0	0	19	10.2	4	2.2	1	0.5	42.5	48.6
2200	159	3	145	1	9	0	0	0	0	1	0	0	0	18	11.3	4	2.5	1	0.6	41.9	48.3
2300	65	1	61	0	3	0	0	0	0	0	0	0	0	10	15.4	5	7.7	0	0.0	43.6	50.1
07-19	6031	23	5222	41	644	17	24	5	24	16	14	1	0	307	5.1	28	0.5	2	0.0	41.3	46.6
06-22	7124	28	6206	42	737	18	28	5	25	17	17	1	0	438	6.1	46	0.6	4	0.1	41.5	47
06-00	7348	32	6412	43	749	18	28	5	25	18	17	1	0	466	6.3	55	0.7	5	0.1	41.6	47.1
00-00	7542	34	6571	44	775	19	28	6	25	20	17	2	1	490	6.5	57	0.8	5	0.1	41.6	47.1

Site 2
 Location BRICKHILL ROAD - attached to LC26
 Direction Southbound

15719 - MILTON KEYNES
 JULY 2024
 AUTOMATIC TRAFFIC COUNT

10 July 2024 Wednesday

Time	Total	Classification												JPSL 50	JPSL% 50	JSL1 57 ACPO	JSL1% 57 ACPO	JSL2 65 DfT	JSL2% 65 DfT	Mean	Vpp 85
		1 MCL	2 SV	3 SVT	4 TB2	5 TB3	6 T4	7 ART3	8 ART4	9 ART5	10 ART6	11 BD	12 DRT								
0000	29	0	27	0	1	0	0	0	0	0	1	0	0	2	6.9	0	0.0	0	0.0	42.4	48.5
0100	18	0	15	0	2	0	0	0	0	1	0	0	0	0	0.0	0	0.0	0	0.0	43.1	46.3
0200	10	0	10	0	0	0	0	0	0	0	0	0	0	3	30.0	1	10.0	0	0.0	46.5	-
0300	21	0	18	0	2	0	1	0	0	0	0	0	0	3	14.3	1	4.8	0	0.0	41.1	50
0400	18	0	13	0	3	0	0	0	1	1	0	0	0	5	27.8	0	0.0	0	0.0	46.4	55.3
0500	80	1	60	0	16	0	0	1	1	1	0	0	0	20	25.0	6	7.5	1	1.3	47	52.5
0600	327	2	273	1	47	0	2	0	1	1	0	0	0	53	16.2	13	4.0	1	0.3	44.6	50.4
0700	495	2	407	2	78	2	2	0	0	0	2	0	0	36	7.3	3	0.6	0	0.0	41.6	47.5
0800	622	1	548	2	66	0	1	0	1	0	3	0	0	31	5.0	3	0.5	0	0.0	40.6	46.2
0900	486	2	406	2	65	5	4	1	0	0	1	0	0	10	2.1	1	0.2	0	0.0	40.5	45.6
1000	371	1	302	4	57	2	2	0	0	2	1	0	0	19	5.1	5	1.3	1	0.3	40.3	46.5
1100	339	3	284	2	45	2	2	0	1	0	0	0	0	26	7.7	5	1.5	1	0.3	42.3	47.8
1200	407	5	333	5	57	2	4	0	0	0	1	0	0	16	3.9	3	0.7	1	0.2	40.2	46.1
1300	381	4	309	2	57	1	3	0	2	1	2	0	0	26	6.8	4	1.1	0	0.0	40.6	47.2
1400	468	5	398	4	51	2	3	0	3	1	1	0	0	20	4.3	3	0.6	0	0.0	39.3	44.7
1500	529	4	469	0	50	1	3	0	0	1	0	1	0	40	7.6	7	1.3	2	0.4	42.7	47.4
1600	655	3	602	3	41	0	2	0	3	1	0	0	0	31	4.7	2	0.3	2	0.3	41.6	47
1700	725	6	670	6	39	1	0	0	1	1	1	0	0	75	10.3	13	1.8	2	0.3	43.7	48.5
1800	511	5	477	3	22	0	2	0	1	0	1	0	0	89	17.4	9	1.8	1	0.2	45.1	50.5
1900	364	3	335	1	24	0	0	0	0	0	1	0	0	68	18.7	12	3.3	0	0.0	45.3	50.7
2000	204	1	194	0	8	0	0	1	0	0	0	0	0	34	16.7	8	3.9	0	0.0	44.6	50.6
2100	148	4	129	2	11	0	0	1	1	0	0	0	0	34	23.0	8	5.4	2	1.4	44.6	51.7
2200	168	2	158	0	8	0	0	0	0	0	0	0	0	20	11.9	3	1.8	1	0.6	43.1	49.2
2300	62	0	59	1	1	0	0	0	1	0	0	0	0	3	4.8	1	1.6	1	1.6	41.6	47.7
07-19	5989	41	5205	35	628	18	28	1	12	7	13	1	0	419	7.0	58	1.0	10	0.2	41.7	47.4
06-22	7032	51	6136	39	718	18	30	3	14	8	14	1	0	608	8.6	99	1.4	13	0.2	42.1	48
06-00	7262	53	6353	40	727	18	30	3	15	8	14	1	0	631	8.7	103	1.4	15	0.2	42.2	48
00-00	7438	54	6496	40	751	18	31	4	17	11	15	1	0	664	8.9	111	1.5	16	0.2	42.2	48

Site 2
 Location BRICKHILL ROAD - attached to LC26
 Direction Southbound

15719 - MILTON KEYNES
 JULY 2024
 AUTOMATIC TRAFFIC COUNT

Virtual Day (7)

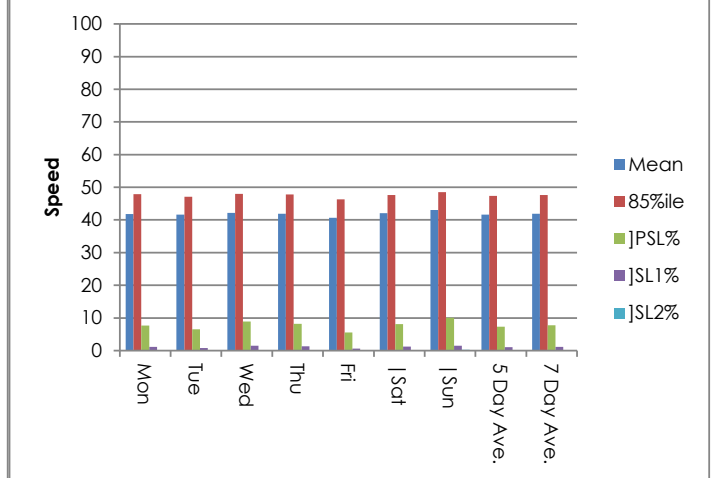
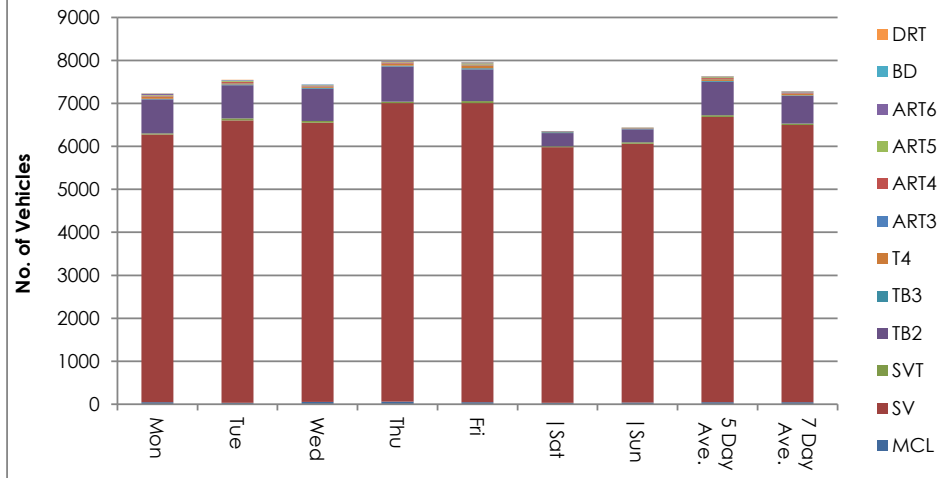
Time	Total	Classification												JPSL 50	JPSL% 50	JSL1 57 ACPO	JSL1% 57 ACPO	JSL2 65 DfT	JSL2% 65 DfT	Mean	Vpp 85
		1 MCL	2 SV	3 SVT	4 TB2	5 TB3	6 T4	7 ART3	8 ART4	9 ART5	10 ART6	11 BD	12 DRT								
0000	48	0	44	0	3	0	0	0	0	0	1	0	0	4	8.6	1	2.7	0	0.3	41.9	47.8
0100	29	0	26	0	2	0	0	0	0	1	0	0	0	4	13.7	1	4.4	0	1.5	43.7	49.5
0200	25	0	22	0	2	0	0	0	0	0	0	0	0	4	17.8	1	4.6	0	0.6	43.2	50.7
0300	22	0	19	0	2	0	0	0	0	0	0	0	0	3	15.6	1	5.2	0	0.6	43.6	50.3
0400	23	0	18	0	4	0	0	0	0	0	0	0	0	6	24.7	1	6.3	1	2.5	46.1	52.6
0500	76	1	61	0	12	1	0	0	1	1	0	0	0	20	26.1	5	6.8	1	1.3	46.8	52.7
0600	254	2	213	1	35	0	1	0	1	1	1	0	0	39	15.5	7	2.9	1	0.6	44.1	50.1
0700	388	2	323	2	57	1	2	1	1	0	1	0	0	32	8.2	5	1.3	0	0.1	42.4	48
0800	457	2	404	1	44	2	2	0	0	1	0	0	0	32	7.0	6	1.2	1	0.2	41.7	47.1
0900	421	2	352	1	55	3	3	0	2	1	2	0	0	20	4.7	3	0.7	0	0.0	40.6	46.1
1000	378	2	320	2	45	3	3	1	1	1	0	0	0	23	6.1	2	0.6	0	0.1	41	46.8
1100	421	2	363	2	47	1	4	0	1	0	1	0	0	21	5.1	2	0.5	0	0.1	41.1	46.6
1200	475	3	418	5	41	1	3	0	2	1	1	0	0	23	4.9	2	0.5	0	0.0	40.7	46.3
1300	470	3	409	3	44	1	4	0	2	1	1	0	0	23	4.9	2	0.5	0	0.0	41.1	46.4
1400	490	5	431	3	42	1	4	0	1	2	1	0	0	24	4.8	2	0.5	0	0.0	40.9	46.4
1500	531	3	469	3	49	1	3	0	1	0	1	0	0	30	5.6	3	0.6	1	0.1	41.4	46.7
1600	617	2	564	3	44	0	1	0	1	1	1	0	0	36	5.8	4	0.7	1	0.2	41.7	47.2
1700	620	2	574	3	37	0	1	0	1	1	0	0	0	44	7.2	6	1.0	0	0.1	42	47.5
1800	478	3	446	3	23	0	1	0	1	1	1	0	0	55	11.6	6	1.2	0	0.1	42.9	48.9
1900	338	2	315	1	17	0	1	0	0	0	0	0	0	48	14.1	6	1.9	0	0.1	43.8	49.8
2000	266	2	249	0	13	0	0	0	0	0	1	0	0	32	12.1	5	1.9	1	0.5	43.5	49.1
2100	189	2	174	1	11	0	0	0	0	0	0	0	0	21	11.2	4	2.0	1	0.3	42.7	48.8
2200	168	2	154	1	9	1	0	0	0	0	0	0	0	13	7.8	3	1.6	1	0.4	40.5	47
2300	94	1	87	0	4	0	0	0	0	0	0	0	0	9	9.7	2	2.1	0	0.3	41.8	48.1
07-19	5745	32	5072	31	527	14	30	3	14	11	11	1	1	363	6.3	44	0.8	5	0.1	41.5	47.1
06-22	6792	41	6023	33	602	15	32	4	15	12	13	1	1	503	7.4	67	1.0	8	0.1	41.8	47.5
06-00	7054	43	6264	34	615	16	32	4	16	13	14	1	1	526	7.5	72	1.0	9	0.1	41.8	47.5
00-00	7277	44	6454	35	640	17	33	4	17	14	15	1	1	567	7.8	83	1.1	12	0.2	41.9	47.6

Site 2
 Location BRICKHILL ROAD - attached to LC26
 Direction Southbound
 Virtual Week (1)

15719 - MILTON KEYNES
 JULY 2024
 AUTOMATIC TRAFFIC COUNT

Time	Total	Classification												JPSL 50	JPSL% 50	JSL1 57 ACPO	JSL1% 57 ACPO	JSL2 65 DfT	JSL2% 65 DfT	Mean	Vpp 85
		1 MCL	2 SV	3 SVT	4 TB2	5 TB3	6 T4	7 ART3	8 ART4	9 ART5	10 ART6	11 BD	12 DRT								
Mon	7223	44	6230	28	791	13	50	5	23	11	24	2	2	551	7.6	83	1.1	10	0.1	41.8	47.9
Tue	7542	34	6571	44	775	19	28	6	25	20	17	2	1	490	6.5	57	0.8	5	0.1	41.6	47.1
Wed	7438	54	6496	40	751	18	31	4	17	11	15	1	0	664	8.9	111	1.5	16	0.2	42.2	48
Thu	7997	59	6948	34	818	19	43	3	25	24	21	2	1	655	8.2	108	1.4	15	0.2	41.9	47.8
Fri	7952	46	6961	46	738	27	67	6	15	25	19	1	1	445	5.6	47	0.6	11	0.1	40.7	46.3
Sat	6355	34	5947	21	305	20	7	2	7	4	8	0	0	518	8.2	77	1.2	8	0.1	42.1	47.6
Sun	6429	39	6025	30	301	6	5	2	10	6	3	1	1	647	10.1	99	1.5	16	0.2	43	48.5
5 Day Ave.	7630	47	6641	38	775	19	44	5	21	18	19	2	1	561	7.4	81	1.1	11	0.1	41.6	47.4
7 Day Ave.	7277	44	6454	35	640	17	33	4	17	14	15	1	1	567	7.8	83	1.1	12	0.2	41.9	47.6
--	50936	310	45178	243	4479	122	231	28	122	101	107	9	6	3970	7.8	582	1.1	81	0.2	41.9	47.6

Summary Graphs



Site 2
 Location BRICKHILL ROAD - attached to LC26
 Direction Southbound

15719 - MILTON KEYNES
 JULY 2024
 AUTOMATIC TRAFFIC COUNT

04 July 2024 Thursday

Time	Total	Speed Bins (mph)																											
		0 - 5	5 - 10	10 - 15	15 - 20	20 - 25	25 - 30	30 - 35	35 - 40	40 - 45	45 - 50	50 - 55	55 - 60	60 - 65	65 - 70	70 - 75	75 - 80	80 - 85	85 - 90	90 - 95	95 - 100	100 - 105	105 - 110	110 - 115	115 - 120	120 - 125	125 - 130	130 - 135	135 - 140
0000	28	0	0	0	0	0	0	0	6	11	6	1	2	2	0	0	0	0	0	0	0	0	0	0	0	0	0	0	0
0100	28	0	0	0	0	0	0	2	4	9	8	3	1	1	0	0	0	0	0	0	0	0	0	0	0	0	0	0	0
0200	29	0	0	0	0	0	1	3	8	6	4	5	1	1	0	0	0	0	0	0	0	0	0	0	0	0	0	0	0
0300	14	0	0	0	0	0	0	1	3	3	3	2	1	1	0	0	0	0	0	0	0	0	0	0	0	0	0	0	0
0400	24	0	0	0	0	0	1	0	2	5	10	4	0	1	1	0	0	0	0	0	0	0	0	0	0	0	0	0	0
0500	92	0	0	0	0	0	0	0	10	20	33	16	9	4	0	0	0	0	0	0	0	0	0	0	0	0	0	0	0
0600	294	0	0	0	0	1	8	22	34	87	88	33	14	4	2	1	0	0	0	0	0	0	0	0	0	0	0	0	0
0700	493	0	0	0	0	0	1	33	120	177	123	32	4	3	0	0	0	0	0	0	0	0	0	0	0	0	0	0	0
0800	562	0	0	0	0	0	4	63	153	217	75	37	5	4	0	0	2	0	0	0	0	0	0	0	2	0	0	0	0
0900	452	0	0	1	2	0	15	42	177	128	62	19	5	1	0	0	0	0	0	0	0	0	0	0	0	0	0	0	0
1000	400	0	0	0	0	6	10	54	118	132	62	16	0	2	0	0	0	0	0	0	0	0	0	0	0	0	0	0	0
1100	375	0	0	0	0	1	8	55	111	119	58	19	4	0	0	0	0	0	0	0	0	0	0	0	0	0	0	0	0
1200	443	0	0	0	8	8	13	47	136	124	79	20	5	3	0	0	0	0	0	0	0	0	0	0	0	0	0	0	0
1300	459	0	0	0	0	3	2	51	124	173	80	20	5	1	0	0	0	0	0	0	0	0	0	0	0	0	0	0	0
1400	498	0	0	0	8	16	12	47	120	172	92	25	4	2	0	0	0	0	0	0	0	0	0	0	0	0	0	0	0
1500	567	0	0	0	0	3	9	76	149	170	125	27	5	1	1	1	0	0	0	0	0	0	0	0	0	0	0	0	0
1600	668	0	0	0	0	5	1	46	186	273	128	22	4	2	0	1	0	0	0	0	0	0	0	0	0	0	0	0	0
1700	735	0	0	0	0	0	8	79	211	248	152	27	9	1	0	0	0	0	0	0	0	0	0	0	0	0	0	0	0
1800	566	0	0	0	0	1	11	46	126	195	127	52	6	2	0	0	0	0	0	0	0	0	0	0	0	0	0	0	0
1900	392	0	0	0	0	0	6	21	64	131	120	41	4	5	0	0	0	0	0	0	0	0	0	0	0	0	0	0	0
2000	348	0	0	0	1	0	1	29	73	98	101	30	11	1	1	2	0	0	0	0	0	0	0	0	0	0	0	0	0
2100	245	0	0	0	0	0	1	18	48	84	64	23	5	2	0	0	0	0	0	0	0	0	0	0	0	0	0	0	0
2200	190	0	0	0	0	1	12	24	58	65	21	7	1	0	1	0	0	0	0	0	0	0	0	0	0	0	0	0	0
2300	95	0	0	0	0	1	1	10	18	38	17	6	2	2	0	0	0	0	0	0	0	0	0	0	0	0	0	0	0
07-19	6218	0	0	1	18	43	94	639	1731	2128	1163	316	56	22	1	2	2	0	0	0	0	0	0	0	2	0	0	0	0
06-22	7497	0	0	1	19	44	110	729	1950	2528	1536	443	90	34	4	5	2	0	0	0	0	0	0	2	0	0	0	0	
06-00	7782	0	0	1	19	46	123	763	2026	2631	1574	456	93	36	5	5	2	0	0	0	0	0	0	2	0	0	0	0	
00-00	7997	0	0	1	19	46	125	769	2059	2685	1638	487	107	46	6	5	2	0	0	0	0	0	0	2	0	0	0	0	

Site 2
 Location BRICKHILL ROAD - attached to LC26
 Direction Southbound

15719 - MILTON KEYNES
 JULY 2024
 AUTOMATIC TRAFFIC COUNT

05 July 2024 Friday

Time	Total	Speed Bins (mph)																											
		0 - 5	5 - 10	10 - 15	15 - 20	20 - 25	25 - 30	30 - 35	35 - 40	40 - 45	45 - 50	50 - 55	55 - 60	60 - 65	65 - 70	70 - 75	75 - 80	80 - 85	85 - 90	90 - 95	95 - 100	100 - 105	105 - 110	110 - 115	115 - 120	120 - 125	125 - 130	130 - 135	135 - 140
0000	62	0	0	0	0	0	2	5	13	25	10	7	0	0	0	0	0	0	0	0	0	0	0	0	0	0	0	0	0
0100	27	0	0	0	0	0	0	0	6	11	5	4	0	0	0	0	0	1	0	0	0	0	0	0	0	0	0	0	0
0200	20	0	0	0	0	0	0	4	3	5	2	3	2	1	0	0	0	0	0	0	0	0	0	0	0	0	0	0	0
0300	13	0	0	0	0	0	0	4	3	3	0	3	0	0	0	0	0	0	0	0	0	0	0	0	0	0	0	0	0
0400	30	0	0	0	0	0	0	0	4	12	10	2	1	0	1	0	0	0	0	0	0	0	0	0	0	0	0	0	0
0500	81	0	0	0	0	0	0	2	7	27	26	10	5	1	1	2	0	0	0	0	0	0	0	0	0	0	0	0	0
0600	287	0	0	0	0	0	5	12	38	117	77	27	7	1	3	0	0	0	0	0	0	0	0	0	0	0	0	0	0
0700	450	0	0	0	0	0	2	64	133	161	70	14	5	1	0	0	0	0	0	0	0	0	0	0	0	0	0	0	0
0800	539	0	0	0	0	7	10	59	182	199	67	11	4	0	0	0	0	0	0	0	0	0	0	0	0	0	0	0	0
0900	456	0	0	0	0	0	22	85	163	128	44	10	4	0	0	0	0	0	0	0	0	0	0	0	0	0	0	0	0
1000	385	0	0	0	0	0	24	47	98	146	51	14	5	0	0	0	0	0	0	0	0	0	0	0	0	0	0	0	0
1100	451	0	0	0	0	0	6	68	130	157	66	18	4	1	1	0	0	0	0	0	0	0	0	0	0	0	0	0	0
1200	504	0	0	0	8	3	18	47	108	211	83	24	1	1	0	0	0	0	0	0	0	0	0	0	0	0	0	0	0
1300	524	0	0	0	1	4	19	57	136	187	91	27	2	0	0	0	0	0	0	0	0	0	0	0	0	0	0	0	0
1400	537	0	0	0	0	0	8	61	156	205	81	24	2	0	0	0	0	0	0	0	0	0	0	0	0	0	0	0	0
1500	618	0	0	0	0	11	20	62	200	220	86	16	2	1	0	0	0	0	0	0	0	0	0	0	0	0	0	0	0
1600	711	0	0	0	0	0	16	39	184	275	145	46	4	0	2	0	0	0	0	0	0	0	0	0	0	0	0	0	0
1700	623	0	0	0	0	1	27	67	190	199	110	25	4	0	0	0	0	0	0	0	0	0	0	0	0	0	0	0	0
1800	496	0	0	0	0	0	3	85	186	165	40	15	2	0	0	0	0	0	0	0	0	0	0	0	0	0	0	0	0
1900	357	0	0	2	3	0	1	34	104	118	59	25	10	1	0	0	0	0	0	0	0	0	0	0	0	0	0	0	0
2000	273	0	0	0	0	0	5	25	90	81	52	17	3	0	0	0	0	0	0	0	0	0	0	0	0	0	0	0	0
2100	179	0	0	0	0	1	4	32	76	50	12	2	1	1	0	0	0	0	0	0	0	0	0	0	0	0	0	0	0
2200	194	0	0	0	0	4	17	51	75	31	10	3	3	0	0	0	0	0	0	0	0	0	0	0	0	0	0	0	0
2300	135	0	0	0	0	0	0	20	63	30	15	7	0	0	0	0	0	0	0	0	0	0	0	0	0	0	0	0	0
07-19	6294	0	0	0	9	26	175	741	1866	2253	934	244	39	4	3	0	0	0	0	0	0	0	0	0	0	0	0	0	0
06-22	7390	0	0	2	12	27	190	844	2174	2619	1134	315	60	7	6	0	0	0	0	0	0	0	0	0	0	0	0	0	0
06-00	7719	0	0	2	12	31	207	915	2312	2680	1159	325	63	7	6	0	0	0	0	0	0	0	0	0	0	0	0	0	0
00-00	7952	0	0	2	12	31	209	930	2348	2763	1212	354	71	9	8	2	0	1	0	0	0	0	0	0	0	0	0	0	0

Site 2
 Location BRICKHILL ROAD - attached to LC26
 Direction Southbound

15719 - MILTON KEYNES
 JULY 2024
 AUTOMATIC TRAFFIC COUNT

06 July 2024 Saturday

Time	Total	Speed Bins (mph)																											
		0 - 5	5 - 10	10 - 15	15 - 20	20 - 25	25 - 30	30 - 35	35 - 40	40 - 45	45 - 50	50 - 55	55 - 60	60 - 65	65 - 70	70 - 75	75 - 80	80 - 85	85 - 90	90 - 95	95 - 100	100 - 105	105 - 110	110 - 115	115 - 120	120 - 125	125 - 130	130 - 135	135 - 140
0000	55	0	0	0	0	0	1	2	18	21	10	2	1	0	0	0	0	0	0	0	0	0	0	0	0	0	0	0	0
0100	37	0	0	0	0	0	0	4	9	16	4	1	2	1	0	0	0	0	0	0	0	0	0	0	0	0	0	0	0
0200	31	0	0	0	0	0	0	3	8	15	4	0	1	0	0	0	0	0	0	0	0	0	0	0	0	0	0	0	0
0300	34	0	0	0	0	0	0	4	6	9	9	3	2	1	0	0	0	0	0	0	0	0	0	0	0	0	0	0	0
0400	16	0	0	0	0	0	1	0	4	3	6	1	0	1	0	0	0	0	0	0	0	0	0	0	0	0	0	0	0
0500	49	0	0	0	0	0	2	2	8	14	14	5	2	1	1	0	0	0	0	0	0	0	0	0	0	0	0	0	0
0600	117	0	0	0	0	0	1	1	20	37	36	15	7	0	0	0	0	0	0	0	0	0	0	0	0	0	0	0	0
0700	179	0	0	0	0	0	0	4	41	49	50	26	8	1	0	0	0	0	0	0	0	0	0	0	0	0	0	0	0
0800	267	0	0	0	0	0	0	21	79	94	54	14	3	2	0	0	0	0	0	0	0	0	0	0	0	0	0	0	0
0900	369	0	0	0	0	0	1	27	118	147	58	14	1	3	0	0	0	0	0	0	0	0	0	0	0	0	0	0	0
1000	436	0	0	0	4	7	14	45	161	139	51	13	2	0	0	0	0	0	0	0	0	0	0	0	0	0	0	0	0
1100	544	0	0	0	1	10	22	50	181	210	62	7	1	0	0	0	0	0	0	0	0	0	0	0	0	0	0	0	0
1200	525	0	0	0	0	0	6	39	167	210	77	16	8	2	0	0	0	0	0	0	0	0	0	0	0	0	0	0	0
1300	527	0	0	0	0	0	0	26	161	225	95	17	3	0	0	0	0	0	0	0	0	0	0	0	0	0	0	0	0
1400	495	0	0	0	0	0	16	48	119	181	107	20	3	1	0	0	0	0	0	0	0	0	0	0	0	0	0	0	0
1500	487	0	0	0	0	0	3	38	155	175	86	24	5	1	0	0	0	0	0	0	0	0	0	0	0	0	0	0	0
1600	504	0	0	0	0	0	2	38	141	160	117	33	8	3	2	0	0	0	0	0	0	0	0	0	0	0	0	0	0
1700	375	0	0	0	0	0	0	21	92	136	88	29	6	3	0	0	0	0	0	0	0	0	0	0	0	0	0	0	0
1800	298	0	0	0	0	0	0	5	67	102	66	41	14	3	0	0	0	0	0	0	0	0	0	0	0	0	0	0	0
1900	222	0	0	0	0	0	1	5	24	82	65	35	9	1	0	0	0	0	0	0	0	0	0	0	0	0	0	0	0
2000	276	0	0	0	0	0	0	1	36	126	72	27	10	1	2	0	0	0	1	0	0	0	0	0	0	0	0	0	0
2100	180	0	0	0	0	0	0	12	39	60	49	12	7	1	0	0	0	0	0	0	0	0	0	0	0	0	0	0	0
2200	192	0	0	0	0	0	1	30	65	51	32	9	2	0	0	0	1	1	0	0	0	0	0	0	0	0	0	0	0
2300	140	0	0	0	0	0	5	9	35	52	24	12	3	0	0	0	0	0	0	0	0	0	0	0	0	0	0	0	0
07-19	5006	0	0	0	5	17	64	362	1482	1828	911	254	62	19	2	0	0	0	0	0	0	0	0	0	0	0	0	0	0
06-22	5801	0	0	0	5	17	66	381	1601	2133	1133	343	95	22	4	0	0	0	1	0	0	0	0	0	0	0	0	0	0
06-00	6133	0	0	0	5	17	72	420	1701	2236	1189	364	100	22	4	0	1	1	1	0	0	0	0	0	0	0	0	0	0
00-00	6355	0	0	0	5	17	76	435	1754	2314	1236	376	108	26	5	0	1	1	1	0	0	0	0	0	0	0	0	0	0

Site 2
 Location BRICKHILL ROAD - attached to LC26
 Direction Southbound
 07 July 2024 Sunday

15719 - MILTON KEYNES
 JULY 2024
 AUTOMATIC TRAFFIC COUNT

Time	Total	Speed Bins (mph)																											
		0 - 5	5 - 10	10 - 15	15 - 20	20 - 25	25 - 30	30 - 35	35 - 40	40 - 45	45 - 50	50 - 55	55 - 60	60 - 65	65 - 70	70 - 75	75 - 80	80 - 85	85 - 90	90 - 95	95 - 100	100 - 105	105 - 110	110 - 115	115 - 120	120 - 125	125 - 130	130 - 135	135 - 140
0000	92	0	0	0	0	0	2	8	32	29	18	2	1	0	0	0	0	0	0	0	0	0	0	0	0	0	0	0	0
0100	61	0	0	0	0	0	0	3	16	16	14	8	0	2	2	0	0	0	0	0	0	0	0	0	0	0	0	0	0
0200	49	0	0	0	0	0	1	4	10	11	13	7	0	2	0	1	0	0	0	0	0	0	0	0	0	0	0	0	0
0300	38	0	0	0	0	0	0	3	8	14	8	1	3	0	1	0	0	0	0	0	0	0	0	0	0	0	0	0	0
0400	24	0	0	0	0	0	0	3	1	5	11	2	2	0	0	0	0	0	0	0	0	0	0	0	0	0	0	0	0
0500	43	0	0	0	0	0	0	0	9	13	11	7	1	2	0	0	0	0	0	0	0	0	0	0	0	0	0	0	0
0600	71	0	0	0	0	0	0	1	6	19	27	7	5	5	1	0	0	0	0	0	0	0	0	0	0	0	0	0	0
0700	108	0	0	0	0	0	0	1	17	39	26	16	6	3	0	0	0	0	0	0	0	0	0	0	0	0	0	0	0
0800	170	0	0	0	1	0	0	4	18	58	46	27	12	3	1	0	0	0	0	0	0	0	0	0	0	0	0	0	0
0900	250	0	0	0	0	0	1	12	45	93	69	20	9	1	0	0	0	0	0	0	0	0	0	0	0	0	0	0	0
1000	337	0	0	3	1	0	2	12	57	142	83	29	7	0	1	0	0	0	0	0	0	0	0	0	0	0	0	0	0
1100	432	0	0	0	0	0	0	34	114	158	99	22	5	0	0	0	0	0	0	0	0	0	0	0	0	0	0	0	0
1200	589	0	0	0	0	2	6	45	196	223	101	15	1	0	0	0	0	0	0	0	0	0	0	0	0	0	0	0	0
1300	588	0	0	0	0	0	8	53	188	210	111	13	3	2	0	0	0	0	0	0	0	0	0	0	0	0	0	0	0
1400	520	0	0	0	0	5	6	27	124	223	111	19	3	2	0	0	0	0	0	0	0	0	0	0	0	0	0	0	0
1500	465	0	0	0	0	0	3	29	93	169	127	33	9	1	1	0	0	0	0	0	0	0	0	0	0	0	0	0	0
1600	514	0	0	0	0	0	3	29	154	200	96	27	3	1	0	1	0	0	0	0	0	0	0	0	0	0	0	0	0
1700	500	0	0	0	0	0	0	3	67	196	160	56	16	1	1	0	0	0	0	0	0	0	0	0	0	0	0	0	0
1800	450	0	0	0	0	0	2	26	83	151	116	50	19	2	1	0	0	0	0	0	0	0	0	0	0	0	0	0	0
1900	391	0	0	0	0	0	0	20	74	141	104	43	8	0	1	0	0	0	0	0	0	0	0	0	0	0	0	0	0
2000	287	0	0	0	0	0	7	14	42	119	71	23	8	0	2	1	0	0	0	0	0	0	0	0	0	0	0	0	0
2100	219	0	0	0	0	0	2	14	38	69	67	24	4	0	1	0	0	0	0	0	0	0	0	0	0	0	0	0	0
2200	137	0	0	0	0	0	1	15	32	47	23	13	4	2	0	0	0	0	0	0	0	0	0	0	0	0	0	0	0
2300	94	0	0	0	0	0	5	8	28	27	17	5	3	1	0	0	0	0	0	0	0	0	0	0	0	0	0	0	0
07-19	4923	0	0	3	2	7	31	275	1156	1862	1145	327	93	16	5	1	0	0	0	0	0	0	0	0	0	0	0	0	0
06-22	5891	0	0	3	2	7	40	324	1316	2210	1414	424	118	21	10	2	0	0	0	0	0	0	0	0	0	0	0	0	0
06-00	6122	0	0	3	2	7	46	347	1376	2284	1454	442	125	24	10	2	0	0	0	0	0	0	0	0	0	0	0	0	0
00-00	6429	0	0	3	2	7	49	368	1452	2372	1529	469	132	30	13	3	0	0	0	0	0	0	0	0	0	0	0	0	0

Site 2
 Location BRICKHILL ROAD - attached to LC26
 Direction Southbound

15719 - MILTON KEYNES
 JULY 2024
 AUTOMATIC TRAFFIC COUNT

08 July 2024 Monday

Time	Total	Speed Bins (mph)																												
		0 - 5	5 - 10	10 - 15	15 - 20	20 - 25	25 - 30	30 - 35	35 - 40	40 - 45	45 - 50	50 - 55	55 - 60	60 - 65	65 - 70	70 - 75	75 - 80	80 - 85	85 - 90	90 - 95	95 - 100	100 - 105	105 - 110	110 - 115	115 - 120	120 - 125	125 - 130	130 - 135	135 - 140	
0000	40	0	0	0	0	1	0	3	1	15	13	3	2	1	1	0	0	0	0	0	0	0	0	0	0	0	0	0	0	0
0100	18	0	0	0	0	0	0	1	4	6	5	1	0	1	0	0	0	0	0	0	0	0	0	0	0	0	0	0	0	0
0200	17	0	0	0	0	0	1	1	3	6	4	2	0	0	0	0	0	0	0	0	0	0	0	0	0	0	0	0	0	0
0300	14	0	0	0	0	0	0	0	6	4	4	0	0	0	0	0	0	0	0	0	0	0	0	0	0	0	0	0	0	0
0400	23	0	0	0	0	0	0	0	2	4	4	8	3	0	2	0	0	0	0	0	0	0	0	0	0	0	0	0	0	0
0500	99	0	0	0	0	0	0	0	7	18	34	27	8	3	1	1	0	0	0	0	0	0	0	0	0	0	0	0	0	0
0600	352	0	0	0	1	0	3	18	65	118	97	33	11	4	1	0	1	0	0	0	0	0	0	0	0	0	0	0	0	0
0700	490	0	0	0	0	0	8	34	100	177	133	30	4	4	0	0	0	0	0	0	0	0	0	0	0	0	0	0	0	0
0800	532	0	0	0	0	0	4	67	152	182	94	23	5	3	2	0	0	0	0	0	0	0	0	0	0	0	0	0	0	0
0900	426	0	0	1	0	0	3	44	118	146	89	19	6	0	0	0	0	0	0	0	0	0	0	0	0	0	0	0	0	0
1000	357	0	0	0	0	2	1	20	86	135	80	25	6	2	0	0	0	0	0	0	0	0	0	0	0	0	0	0	0	0
1100	414	0	0	0	0	0	8	29	130	151	73	17	4	2	0	0	0	0	0	0	0	0	0	0	0	0	0	0	0	0
1200	423	0	0	0	0	11	21	44	119	123	78	24	2	1	0	0	0	0	0	0	0	0	0	0	0	0	0	0	0	0
1300	423	0	0	0	0	7	20	58	108	151	63	13	3	0	0	0	0	0	0	0	0	0	0	0	0	0	0	0	0	0
1400	445	0	0	0	0	10	9	48	113	172	68	19	5	1	0	0	0	0	0	0	0	0	0	0	0	0	0	0	0	0
1500	544	0	0	0	0	0	11	80	182	189	63	17	2	0	0	0	0	0	0	0	0	0	0	0	0	0	0	0	0	0
1600	610	0	0	0	0	8	13	66	176	225	99	17	5	1	0	0	0	0	0	0	0	0	0	0	0	0	0	0	0	0
1700	640	0	0	0	0	0	14	46	176	234	135	27	8	0	0	0	0	0	0	0	0	0	0	0	0	0	0	0	0	0
1800	453	0	0	0	0	0	1	34	92	141	136	41	8	0	0	0	0	0	0	0	0	0	0	0	0	0	0	0	0	0
1900	306	0	0	0	0	0	5	24	60	97	78	29	11	2	0	0	0	0	0	0	0	0	0	0	0	0	0	0	0	0
2000	232	0	0	0	0	0	0	14	54	98	46	15	3	2	0	0	0	0	0	0	0	0	0	0	0	0	0	0	0	0
2100	164	0	0	0	0	1	1	17	37	63	33	8	3	1	0	0	0	0	0	0	0	0	0	0	0	0	0	0	0	0
2200	135	0	0	0	0	0	4	27	48	35	14	4	3	0	0	0	0	0	0	0	0	0	0	0	0	0	0	0	0	0
2300	66	0	0	0	1	0	1	7	19	20	8	8	1	0	0	1	0	0	0	0	0	0	0	0	0	0	0	0	0	0
07-19	5757	0	0	1	0	38	113	570	1552	2026	1111	272	58	14	2	0	0	0	0	0	0	0	0	0	0	0	0	0	0	0
06-22	6811	0	0	1	1	39	122	643	1768	2402	1365	357	86	23	3	0	1	0	0	0	0	0	0	0	0	0	0	0	0	0
06-00	7012	0	0	1	2	39	127	677	1835	2457	1387	369	90	23	3	1	1	0	0	0	0	0	0	0	0	0	0	0	0	0
00-00	7223	0	0	1	2	40	128	682	1858	2510	1451	410	103	28	7	2	1	0	0	0	0	0	0	0	0	0	0	0	0	0

Site 2
 Location BRICKHILL ROAD - attached to LC26
 Direction Southbound

15719 - MILTON KEYNES
 JULY 2024
 AUTOMATIC TRAFFIC COUNT

09 July 2024 Tuesday

Time	Total	Speed Bins (mph)																											
		0 - 5	5 - 10	10 - 15	15 - 20	20 - 25	25 - 30	30 - 35	35 - 40	40 - 45	45 - 50	50 - 55	55 - 60	60 - 65	65 - 70	70 - 75	75 - 80	80 - 85	85 - 90	90 - 95	95 - 100	100 - 105	105 - 110	110 - 115	115 - 120	120 - 125	125 - 130	130 - 135	135 - 140
0000	30	0	0	0	0	0	7	7	8	5	1	2	0	0	0	0	0	0	0	0	0	0	0	0	0	0	0	0	0
0100	15	0	0	0	0	1	0	2	5	5	2	0	0	0	0	0	0	0	0	0	0	0	0	0	0	0	0	0	0
0200	18	0	0	0	0	0	1	2	5	4	4	2	0	0	0	0	0	0	0	0	0	0	0	0	0	0	0	0	0
0300	20	0	0	0	0	0	1	0	2	5	9	3	0	0	0	0	0	0	0	0	0	0	0	0	0	0	0	0	0
0400	23	0	0	0	0	0	1	1	6	5	5	3	1	1	0	0	0	0	0	0	0	0	0	0	0	0	0	0	0
0500	88	0	0	0	0	0	0	1	12	36	27	11	1	0	0	0	0	0	0	0	0	0	0	0	0	0	0	0	0
0600	331	0	0	0	1	0	4	37	65	104	79	33	3	5	0	0	0	0	0	0	0	0	0	0	0	0	0	0	0
0700	504	0	0	0	0	0	9	49	119	187	109	22	3	4	1	1	0	0	0	0	0	0	0	0	0	0	0	0	0
0800	507	0	0	0	0	0	0	22	103	234	116	26	5	1	0	0	0	0	0	0	0	0	0	0	0	0	0	0	0
0900	507	0	0	0	0	0	16	75	189	157	54	12	3	1	0	0	0	0	0	0	0	0	0	0	0	0	0	0	0
1000	359	0	0	0	0	2	9	26	108	126	67	20	1	0	0	0	0	0	0	0	0	0	0	0	0	0	0	0	0
1100	392	0	0	0	0	0	2	28	146	132	66	17	1	0	0	0	0	0	0	0	0	0	0	0	0	0	0	0	0
1200	431	0	0	0	0	0	15	46	123	145	79	18	5	0	0	0	0	0	0	0	0	0	0	0	0	0	0	0	0
1300	387	0	0	0	0	8	2	11	134	143	64	21	3	1	0	0	0	0	0	0	0	0	0	0	0	0	0	0	0
1400	464	0	0	0	0	0	8	46	149	160	86	12	2	1	0	0	0	0	0	0	0	0	0	0	0	0	0	0	0
1500	508	0	0	0	0	0	3	54	147	189	94	18	3	0	0	0	0	0	0	0	0	0	0	0	0	0	0	0	0
1600	660	0	0	0	0	0	8	63	188	252	110	36	3	0	0	0	0	0	0	0	0	0	0	0	0	0	0	0	0
1700	741	0	0	0	0	13	15	102	233	267	88	15	6	2	0	0	0	0	0	0	0	0	0	0	0	0	0	0	0
1800	571	0	0	0	0	0	1	34	150	220	123	37	4	2	0	0	0	0	0	0	0	0	0	0	0	0	0	0	0
1900	331	0	0	0	0	0	2	19	78	119	73	29	6	4	0	1	0	0	0	0	0	0	0	0	0	0	0	0	0
2000	245	0	0	0	0	1	0	4	46	98	65	25	5	1	0	0	0	0	0	0	0	0	0	0	0	0	0	0	0
2100	186	0	0	0	0	0	1	19	48	53	46	14	2	2	0	1	0	0	0	0	0	0	0	0	0	0	0	0	0
2200	159	0	0	0	0	0	5	20	40	44	32	12	3	2	1	0	0	0	0	0	0	0	0	0	0	0	0	0	0
2300	65	0	0	0	0	0	0	4	13	27	11	4	4	2	0	0	0	0	0	0	0	0	0	0	0	0	0	0	0
07-19	6031	0	0	0	0	23	88	556	1789	2212	1056	254	39	12	1	1	0	0	0	0	0	0	0	0	0	0	0	0	0
06-22	7124	0	0	0	1	24	95	635	2026	2586	1319	355	55	24	1	3	0	0	0	0	0	0	0	0	0	0	0	0	0
06-00	7348	0	0	0	1	24	100	659	2079	2657	1362	371	62	28	2	3	0	0	0	0	0	0	0	0	0	0	0	0	0
00-00	7542	0	0	0	1	25	110	672	2117	2717	1410	392	64	29	2	3	0	0	0	0	0	0	0	0	0	0	0	0	0

Site 2
 Location BRICKHILL ROAD - attached to LC26
 Direction Southbound
 10 July 2024 Wednesday

15719 - MILTON KEYNES
 JULY 2024
 AUTOMATIC TRAFFIC COUNT

Time	Total	Speed Bins (mph)																											
		0 - 5	5 - 10	10 - 15	15 - 20	20 - 25	25 - 30	30 - 35	35 - 40	40 - 45	45 - 50	50 - 55	55 - 60	60 - 65	65 - 70	70 - 75	75 - 80	80 - 85	85 - 90	90 - 95	95 - 100	100 - 105	105 - 110	110 - 115	115 - 120	120 - 125	125 - 130	130 - 135	135 - 140
0000	29	0	0	0	0	0	0	3	9	6	9	1	1	0	0	0	0	0	0	0	0	0	0	0	0	0	0	0	0
0100	18	0	0	0	0	0	0	0	4	7	7	0	0	0	0	0	0	0	0	0	0	0	0	0	0	0	0	0	0
0200	10	0	0	0	0	0	0	1	0	2	4	2	1	0	0	0	0	0	0	0	0	0	0	0	0	0	0	0	0
0300	21	0	0	0	0	1	0	1	8	6	2	2	1	0	0	0	0	0	0	0	0	0	0	0	0	0	0	0	0
0400	18	0	0	0	0	0	0	0	3	5	5	2	3	0	0	0	0	0	0	0	0	0	0	0	0	0	0	0	0
0500	80	0	0	0	0	0	0	0	9	22	29	14	3	2	1	0	0	0	0	0	0	0	0	0	0	0	0	0	0
0600	327	0	0	0	0	0	0	11	62	103	98	39	7	6	1	0	0	0	0	0	0	0	0	0	0	0	0	0	0
0700	495	0	0	0	0	1	8	60	123	158	109	30	4	2	0	0	0	0	0	0	0	0	0	0	0	0	0	0	0
0800	622	0	0	0	0	4	19	63	191	212	102	26	5	0	0	0	0	0	0	0	0	0	0	0	0	0	0	0	0
0900	486	0	0	0	0	0	11	64	143	177	81	8	1	1	0	0	0	0	0	0	0	0	0	0	0	0	0	0	0
1000	371	0	0	0	0	0	16	55	108	116	57	14	3	1	1	0	0	0	0	0	0	0	0	0	0	0	0	0	0
1100	339	0	0	0	0	0	5	21	87	129	71	18	6	1	1	0	0	0	0	0	0	0	0	0	0	0	0	0	0
1200	407	0	0	1	2	1	17	62	102	141	65	13	0	2	1	0	0	0	0	0	0	0	0	0	0	0	0	0	0
1300	381	0	0	0	0	11	11	39	114	106	74	21	2	3	0	0	0	0	0	0	0	0	0	0	0	0	0	0	0
1400	468	0	0	0	0	1	21	97	141	140	48	14	5	1	0	0	0	0	0	0	0	0	0	0	0	0	0	0	0
1500	529	0	0	0	0	0	2	22	127	235	103	31	6	1	0	1	0	1	0	0	0	0	0	0	0	0	0	0	0
1600	655	0	0	0	0	1	14	43	202	226	138	28	1	0	1	0	0	1	0	0	0	0	0	0	0	0	0	0	0
1700	725	0	0	0	0	0	5	25	137	286	197	55	14	4	1	1	0	0	0	0	0	0	0	0	0	0	0	0	0
1800	511	0	0	0	0	0	3	12	67	175	165	71	16	1	1	0	0	0	0	0	0	0	0	0	0	0	0	0	0
1900	364	0	0	0	0	0	0	11	53	119	113	46	20	2	0	0	0	0	0	0	0	0	0	0	0	0	0	0	0
2000	204	0	0	0	0	0	2	9	37	65	57	19	13	2	0	0	0	0	0	0	0	0	0	0	0	0	0	0	0
2100	148	0	0	0	0	0	0	12	26	42	34	24	5	3	1	1	0	0	0	0	0	0	0	0	0	0	0	0	0
2200	168	0	0	0	0	0	1	13	41	56	37	13	6	0	1	0	0	0	0	0	0	0	0	0	0	0	0	0	0
2300	62	0	0	0	0	0	1	4	21	19	14	2	0	0	1	0	0	0	0	0	0	0	0	0	0	0	0	0	0
07-19	5989	0	0	1	2	19	132	563	1542	2101	1210	329	63	17	6	2	0	2	0	0	0	0	0	0	0	0	0	0	0
06-22	7032	0	0	1	2	19	134	606	1720	2430	1512	457	108	30	8	3	0	2	0	0	0	0	0	0	0	0	0	0	0
06-00	7262	0	0	1	2	19	136	623	1782	2505	1563	472	114	30	10	3	0	2	0	0	0	0	0	0	0	0	0	0	0
00-00	7438	0	0	1	2	20	136	628	1815	2553	1619	493	123	32	11	3	0	2	0	0	0	0	0	0	0	0	0	0	0

Site 2
 Location BRICKHILL ROAD - attached to LC26
 Direction Southbound
 Virtual Day (7)

15719 - MILTON KEYNES
 JULY 2024
 AUTOMATIC TRAFFIC COUNT

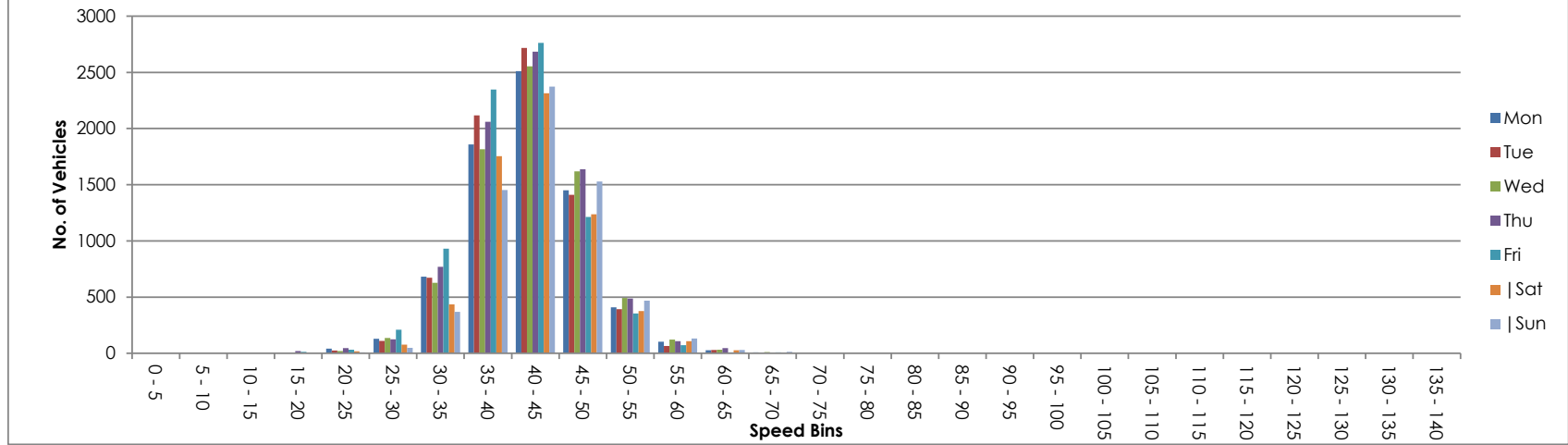
Time	Total	Speed Bins (mph)																											
		0 - 5	5 - 10	10 - 15	15 - 20	20 - 25	25 - 30	30 - 35	35 - 40	40 - 45	45 - 50	50 - 55	55 - 60	60 - 65	65 - 70	70 - 75	75 - 80	80 - 85	85 - 90	90 - 95	95 - 100	100 - 105	105 - 110	110 - 115	115 - 120	120 - 125	125 - 130	130 - 135	135 - 140
0000	48	0	0	0	0	0	2	4	12	16	10	3	1	0	0	0	0	0	0	0	0	0	0	0	0	0	0	0	0
0100	29	0	0	0	0	0	0	2	7	10	6	2	0	1	0	0	0	0	0	0	0	0	0	0	0	0	0	0	0
0200	25	0	0	0	0	0	1	3	5	7	5	3	1	1	0	0	0	0	0	0	0	0	0	0	0	0	0	0	0
0300	22	0	0	0	0	0	0	2	5	6	5	2	1	0	0	0	0	0	0	0	0	0	0	0	0	0	0	0	0
0400	23	0	0	0	0	0	0	1	3	6	7	3	1	0	1	0	0	0	0	0	0	0	0	0	0	0	0	0	0
0500	76	0	0	0	0	0	0	1	9	21	25	13	4	2	1	0	0	0	0	0	0	0	0	0	0	0	0	0	0
0600	254	0	0	0	0	0	3	15	41	84	72	27	8	4	1	0	0	0	0	0	0	0	0	0	0	0	0	0	0
0700	388	0	0	0	0	0	4	35	93	135	89	24	5	3	0	0	0	0	0	0	0	0	0	0	0	0	0	0	0
0800	457	0	0	0	0	2	5	43	125	171	79	23	6	2	0	0	0	0	0	0	0	0	0	0	0	0	0	0	0
0900	421	0	0	0	0	0	10	50	136	139	65	15	4	1	0	0	0	0	0	0	0	0	0	0	0	0	0	0	0
1000	378	0	0	0	1	2	11	37	105	134	64	19	3	1	0	0	0	0	0	0	0	0	0	0	0	0	0	0	0
1100	421	0	0	0	0	2	7	41	128	151	71	17	4	1	0	0	0	0	0	0	0	0	0	0	0	0	0	0	0
1200	475	0	0	0	3	4	14	47	136	168	80	19	3	1	0	0	0	0	0	0	0	0	0	0	0	0	0	0	0
1300	470	0	0	0	0	5	9	42	138	171	83	19	3	1	0	0	0	0	0	0	0	0	0	0	0	0	0	0	0
1400	490	0	0	0	1	5	11	53	132	179	85	19	3	1	0	0	0	0	0	0	0	0	0	0	0	0	0	0	0
1500	531	0	0	0	0	2	7	52	150	192	98	24	5	1	0	0	0	0	0	0	0	0	0	0	0	0	0	0	0
1600	617	0	0	0	0	2	8	46	176	230	119	30	4	1	1	0	0	0	0	0	0	0	0	0	0	0	0	0	0
1700	620	0	0	0	0	2	10	49	158	224	133	33	9	2	0	0	0	0	0	0	0	0	0	0	0	0	0	0	0
1800	478	0	0	0	0	0	3	35	110	164	110	44	10	1	0	0	0	0	0	0	0	0	0	0	0	0	0	0	0
1900	338	0	0	0	0	0	2	19	65	115	87	35	10	2	0	0	0	0	0	0	0	0	0	0	0	0	0	0	0
2000	266	0	0	0	0	0	2	14	54	98	66	22	8	1	1	0	0	0	0	0	0	0	0	0	0	0	0	0	0
2100	189	0	0	0	0	0	1	18	45	60	44	15	4	1	0	0	0	0	0	0	0	0	0	0	0	0	0	0	0
2200	168	0	0	0	0	1	6	26	51	47	24	9	3	1	0	0	0	0	0	0	0	0	0	0	0	0	0	0	0
2300	94	0	0	0	0	0	2	9	28	30	15	6	2	1	0	0	0	0	0	0	0	0	0	0	0	0	0	0	0
07-19	5745	0	0	1	5	25	100	529	1588	2059	1076	285	59	15	3	1	0	0	0	0	0	0	0	0	0	0	0	0	0
06-22	6792	0	0	1	6	25	108	595	1794	2415	1345	385	87	23	5	2	0	0	0	0	0	0	0	0	0	0	0	0	0
06-00	7054	0	0	1	6	26	116	629	1873	2493	1384	400	92	24	6	2	1	0	0	0	0	0	0	0	0	0	0	0	0
00-00	7277	0	0	1	6	27	119	641	1915	2559	1442	426	101	29	7	3	1	1	0	0	0	0	0	0	0	0	0	0	0

Site 2
 Location BRICKHILL ROAD - attached to LC26
 Direction Southbound
 Virtual Week (1)

15719 - MILTON KEYNES
 JULY 2024
 AUTOMATIC TRAFFIC COUNT

Time	Total	Speed Bins (mph)																												
		0 - 5	5 - 10	10 - 15	15 - 20	20 - 25	25 - 30	30 - 35	35 - 40	40 - 45	45 - 50	50 - 55	55 - 60	60 - 65	65 - 70	70 - 75	75 - 80	80 - 85	85 - 90	90 - 95	95 - 100	100 - 105	105 - 110	110 - 115	115 - 120	120 - 125	125 - 130	130 - 135	135 - 140	
Mon	7223	0	0	1	2	40	128	682	1858	2510	1451	410	103	28	7	2	1	0	0	0	0	0	0	0	0	0	0	0	0	0
Tue	7542	0	0	0	1	25	110	672	2117	2717	1410	392	64	29	2	3	0	0	0	0	0	0	0	0	0	0	0	0	0	0
Wed	7438	0	0	1	2	20	136	628	1815	2553	1619	493	123	32	11	3	0	2	0	0	0	0	0	0	0	0	0	0	0	
Thu	7997	0	0	1	19	46	125	769	2059	2685	1638	487	107	46	6	5	2	0	0	0	0	0	0	0	2	0	0	0	0	
Fri	7952	0	0	2	12	31	209	930	2348	2763	1212	354	71	9	8	2	0	1	0	0	0	0	0	0	0	0	0	0	0	
Sat	6355	0	0	0	5	17	76	435	1754	2314	1236	376	108	26	5	0	1	1	1	0	0	0	0	0	0	0	0	0	0	
Sun	6429	0	0	3	2	7	49	368	1452	2372	1529	469	132	30	13	3	0	0	0	0	0	0	0	0	0	0	0	0	0	
5 Day Ave.	7630	0	0	1	7	32	142	736	2039	2646	1466	427	94	29	7	3	1	1	0	0	0	0	0	0	0	0	0	0	0	
7 Day Ave.	7277	0	0	1	6	27	119	641	1915	2559	1442	426	101	29	7	3	1	1	0	0	0	0	0	0	0	0	0	0	0	
--	50936	0	0	8	43	186	833	4484	13403	17914	10095	2981	708	200	52	18	4	4	1	0	0	0	0	0	2	0	0	0	0	

Summary Graphs



Site 2
 Location BRICKHILL ROAD - attached to LC26
 Direction Two Way

15719 - MILTON KEYNES
 JULY 2024
 AUTOMATIC TRAFFIC COUNT

04 July 2024 Thursday

Time	Total	Classification												JPSL 50	JPSL% 50	JSL1 57 ACPO	JSL1% 57 ACPO	JSL2 65 DfT	JSL2% 65 DfT	Mean	Vpp 85
		1 MCL	2 SV	3 SVT	4 TB2	5 TB3	6 T4	7 ART3	8 ART4	9 ART5	10 ART6	11 BD	12 DRT								
0000	56	0	48	0	6	0	0	0	1	0	1	0	0	7	12.5	4	7.1	0	0.0	43.5	49
0100	47	0	45	0	0	0	0	0	1	1	0	0	0	7	14.9	3	6.4	0	0.0	43.4	51.1
0200	52	0	38	1	5	2	1	0	3	1	1	0	0	9	17.3	2	3.8	0	0.0	41.9	50.6
0300	40	1	29	0	6	0	1	0	0	2	1	0	0	6	15.0	3	7.5	0	0.0	42.8	51.3
0400	64	0	47	0	12	0	2	0	0	3	0	0	0	11	17.2	4	6.3	1	1.6	44.7	52.4
0500	231	6	188	1	32	1	3	0	0	0	0	0	0	48	20.8	11	4.8	1	0.4	45.4	51.2
0600	562	4	486	3	58	0	5	0	2	1	3	0	0	95	16.9	16	2.8	4	0.7	44	50.4
0700	1062	3	921	1	123	5	1	2	3	2	1	0	0	67	6.3	14	1.3	2	0.2	41.4	47
0800	1331	11	1206	4	93	2	10	1	0	2	2	0	0	86	6.5	20	1.5	8	0.6	40.4	45.8
0900	973	4	815	5	123	7	4	0	6	5	3	1	0	60	6.2	22	2.3	7	0.7	40.4	46
1000	863	4	718	2	115	6	12	1	4	1	0	0	0	36	4.2	5	0.6	2	0.2	39.9	45.5
1100	847	4	704	7	112	4	7	0	4	2	2	1	0	40	4.7	4	0.5	1	0.1	40	45.7
1200	901	7	764	9	93	5	7	0	2	6	7	1	0	51	5.7	6	0.7	0	0.0	40.1	46.4
1300	928	14	761	7	123	3	12	0	3	4	0	0	1	49	5.3	6	0.6	2	0.2	40.5	46.1
1400	992	7	853	5	97	3	12	0	4	5	5	1	0	59	5.9	12	1.2	1	0.1	40.5	46.2
1500	1112	13	941	7	129	3	9	0	2	1	7	0	0	57	5.1	7	0.6	3	0.3	40.5	46.2
1600	1225	6	1097	6	102	3	5	1	2	2	1	0	0	57	4.7	10	0.8	2	0.2	40.8	46.2
1700	1292	9	1207	5	65	1	2	1	1	1	0	0	0	69	5.3	10	0.8	3	0.2	41.1	46.4
1800	1114	9	1026	8	64	0	1	0	1	2	3	0	0	113	10.1	20	1.8	1	0.1	42.3	48.1
1900	823	5	766	1	44	1	1	0	4	0	1	0	0	84	10.2	12	1.5	1	0.1	43	48.6
2000	646	14	586	2	38	0	2	0	2	1	1	0	0	86	13.3	16	2.5	7	1.1	43.4	49.5
2100	439	8	414	1	16	0	0	0	0	0	0	0	0	63	14.4	14	3.2	2	0.5	43.4	49.8
2200	314	2	288	2	14	1	2	0	2	1	2	0	0	29	9.2	6	1.9	2	0.6	41	47.3
2300	158	0	146	0	8	1	0	0	1	1	1	0	0	14	8.9	4	2.5	0	0.0	42.3	48.1
07-19	12640	91	11013	66	1239	42	82	6	32	33	31	4	1	744	5.9	136	1.1	32	0.3	40.7	46.3
06-22	15110	122	13265	73	1395	43	90	6	40	35	36	4	1	1072	7.1	194	1.3	46	0.3	41.2	47
06-00	15582	124	13699	75	1417	45	92	6	43	37	39	4	1	1115	7.2	204	1.3	48	0.3	41.2	47
00-00	16072	131	14094	77	1478	48	99	6	48	44	42	4	1	1203	7.5	231	1.4	50	0.3	41.3	47.1

Site 2
 Location BRICKHILL ROAD - attached to LC26
 Direction Two Way

15719 - MILTON KEYNES
 JULY 2024
 AUTOMATIC TRAFFIC COUNT

05 July 2024 Friday

Time	Total	Classification												JPSL 50	JPSL% 50	JSL1 57 ACPO	JSL1% 57 ACPO	JSL2 65 DfT	JSL2% 65 DfT	Mean	Vpp 85
		1 MCL	2 SV	3 SVT	4 TB2	5 TB3	6 T4	7 ART3	8 ART4	9 ART5	10 ART6	11 BD	12 DRT								
0000	102	0	89	0	7	2	1	0	2	0	1	0	0	11	10.8	2	2.0	0	0.0	41.8	48.6
0100	68	0	52	1	12	1	0	0	0	0	2	0	0	8	11.8	1	1.5	1	1.5	43.8	49.3
0200	40	0	35	0	4	0	0	0	0	0	1	0	0	10	25.0	3	7.5	0	0.0	44.4	53.5
0300	41	1	32	0	5	0	1	0	1	0	1	0	0	8	19.5	3	7.3	0	0.0	42.8	52.2
0400	74	0	59	0	14	0	1	0	0	0	0	0	0	12	16.2	4	5.4	1	1.4	45	50.4
0500	217	3	183	1	24	1	0	0	2	2	1	0	0	41	18.9	10	4.6	3	1.4	45.4	51.2
0600	570	4	480	2	76	4	1	0	0	2	1	0	0	68	11.9	14	2.5	5	0.9	43.3	48.8
0700	968	1	836	5	110	3	7	1	1	2	1	0	1	43	4.4	5	0.5	0	0.0	40.2	45.6
0800	1172	4	1054	5	88	11	6	1	0	2	1	0	0	39	3.3	5	0.4	0	0.0	39.3	44.7
0900	961	3	832	4	100	3	10	1	1	4	3	0	0	25	2.6	7	0.7	2	0.2	39.2	44
1000	865	3	738	2	91	8	15	0	1	6	1	0	0	32	3.7	3	0.3	0	0.0	39	45
1100	936	3	783	7	116	1	14	1	0	3	7	1	0	46	4.9	5	0.5	2	0.2	40	45.5
1200	1030	5	905	10	90	1	12	1	2	2	2	0	0	45	4.4	7	0.7	1	0.1	40	45.4
1300	1066	8	912	8	107	1	19	1	4	2	4	0	0	46	4.3	5	0.5	1	0.1	40.1	45.9
1400	1056	17	920	6	90	1	13	1	2	2	4	0	0	44	4.2	4	0.4	0	0.0	40.4	45.4
1500	1191	8	1047	7	117	2	4	0	4	0	2	0	0	57	4.8	8	0.7	2	0.2	40.2	45.5
1600	1299	8	1186	5	86	0	5	2	3	2	1	0	1	73	5.6	12	0.9	5	0.4	41	46.8
1700	1206	3	1118	11	64	1	0	1	2	3	3	0	0	59	4.9	8	0.7	3	0.2	40	45.7
1800	1012	3	947	7	48	0	0	1	3	1	2	0	0	38	3.8	4	0.4	0	0.0	39.3	44.2
1900	718	2	670	3	33	3	3	0	1	2	1	0	0	55	7.7	6	0.8	1	0.1	41	46.7
2000	544	1	514	1	26	1	0	0	1	0	0	0	0	38	7.0	6	1.1	1	0.2	41.6	47.3
2100	350	1	334	1	12	1	1	0	0	0	0	0	0	19	5.4	6	1.7	1	0.3	40.2	44.8
2200	335	2	320	1	9	2	0	0	0	1	0	0	0	14	4.2	2	0.6	0	0.0	37.7	43.6
2300	259	0	249	0	6	0	0	0	0	1	2	0	1	14	5.4	3	1.2	0	0.0	40.5	46
07-19	12762	66	11278	77	1107	32	105	11	23	29	31	1	2	547	4.3	73	0.6	16	0.1	39.9	45.4
06-22	14944	74	13276	84	1254	41	110	11	25	33	33	1	2	727	4.9	105	0.7	24	0.2	40.2	45.6
06-00	15538	76	13845	85	1269	43	110	11	25	35	35	1	3	755	4.9	110	0.7	24	0.2	40.1	45.6
00-00	16080	80	14295	87	1335	47	113	11	30	37	41	1	3	845	5.3	133	0.8	29	0.2	40.3	45.9

Site 2
 Location BRICKHILL ROAD - attached to LC26
 Direction Two Way

15719 - MILTON KEYNES
 JULY 2024
 AUTOMATIC TRAFFIC COUNT

06 July 2024 Saturday

Time	Total	Classification												JPSL 50	JPSL% 50	JSL1 57 ACPO	JSL1% 57 ACPO	JSL2 65 DfT	JSL2% 65 DfT	Mean	Vpp 85
		1 MCL	2 SV	3 SVT	4 TB2	5 TB3	6 T4	7 ART3	8 ART4	9 ART5	10 ART6	11 BD	12 DRT								
0000	117	1	110	0	4	0	0	0	0	1	1	0	0	7	6.0	0	0.0	0	0.0	41.7	46.7
0100	69	0	62	0	5	0	0	0	1	1	0	0	0	5	7.2	3	4.3	0	0.0	41.3	45.6
0200	61	0	59	0	2	0	0	0	0	0	0	0	0	4	6.6	2	3.3	0	0.0	41.1	46.6
0300	58	1	50	0	6	0	0	0	0	1	0	0	0	6	10.3	2	3.4	0	0.0	42.4	49.3
0400	56	1	50	0	5	0	0	0	0	0	0	0	0	7	12.5	2	3.6	0	0.0	43.1	49.2
0500	134	0	115	1	10	5	0	0	0	2	1	0	0	19	14.2	5	3.7	1	0.7	43.3	49.7
0600	246	3	214	0	26	1	0	1	1	0	0	0	0	35	14.2	3	1.2	0	0.0	44	49.6
0700	394	3	345	5	39	1	0	0	0	0	0	0	1	61	15.5	14	3.6	0	0.0	43.5	50.2
0800	559	3	511	1	39	4	1	0	0	0	0	0	0	38	6.8	7	1.3	0	0.0	42.3	47.3
0900	773	2	724	0	39	5	2	0	0	1	0	0	0	34	4.4	8	1.0	0	0.0	40.8	45.7
1000	923	2	874	4	33	6	1	0	2	0	1	0	0	29	3.1	4	0.4	2	0.2	39.5	44.7
1100	1064	6	1012	2	36	4	2	0	2	0	0	0	0	22	2.1	1	0.1	1	0.1	39.5	44.7
1200	1056	4	999	9	40	2	0	0	2	0	0	0	0	54	5.1	16	1.5	2	0.2	40.8	45.6
1300	1062	3	1018	0	36	2	1	0	0	2	0	0	0	40	3.8	3	0.3	0	0.0	41.1	46.2
1400	995	8	948	1	33	2	1	0	1	0	1	0	0	53	5.3	10	1.0	2	0.2	40.8	46.4
1500	936	6	885	5	37	0	0	0	2	0	1	0	0	65	6.9	11	1.2	3	0.3	41.7	47
1600	985	4	932	7	38	0	1	0	1	0	2	0	0	78	7.9	19	1.9	3	0.3	41.8	47.5
1700	715	10	672	0	31	0	0	1	0	0	1	0	0	69	9.7	13	1.8	1	0.1	43.1	48.4
1800	521	5	486	1	29	0	0	0	0	0	0	0	0	82	15.7	13	2.5	1	0.2	44	50.3
1900	435	6	414	1	13	0	0	0	0	1	0	0	0	71	16.3	12	2.8	2	0.5	44.4	50.5
2000	541	5	522	0	13	0	0	0	0	0	1	0	0	79	14.6	16	3.0	5	0.9	44.4	49.9
2100	366	5	347	2	9	1	0	2	0	0	0	0	0	52	14.2	13	3.6	4	1.1	43.7	49.9
2200	362	0	343	1	14	1	0	0	1	0	2	0	0	31	8.6	7	1.9	3	0.8	41.6	47.5
2300	248	2	234	0	9	3	0	0	0	0	0	0	0	30	12.1	4	1.6	1	0.4	42	48.8
07-19	9983	56	9406	35	430	26	9	1	10	3	6	0	1	625	6.3	119	1.2	15	0.2	41.3	46.7
06-22	11571	75	10903	38	491	28	9	4	11	4	7	0	1	862	7.5	163	1.4	26	0.2	41.7	47.2
06-00	12181	77	11480	39	514	32	9	4	12	4	9	0	1	923	7.6	174	1.4	30	0.2	41.7	47.3
00-00	12676	80	11926	40	546	37	9	4	13	9	11	0	1	971	7.7	188	1.5	31	0.2	41.7	47.3

Site 2
 Location BRICKHILL ROAD - attached to LC26
 Direction Two Way

15719 - MILTON KEYNES
 JULY 2024
 AUTOMATIC TRAFFIC COUNT

07 July 2024 Sunday

Time	Total	Classification												JPSL 50	JPSL% 50	JSL1 57 ACPO	JSL1% 57 ACPO	JSL2 65 DfT	JSL2% 65 DfT	Mean	Vpp 85
		1 MCL	2 SV	3 SVT	4 TB2	5 TB3	6 T4	7 ART3	8 ART4	9 ART5	10 ART6	11 BD	12 DRT								
0000	185	2	168	0	13	1	0	0	0	1	0	0	0	14	7.6	3	1.6	1	0.5	41.9	47.6
0100	124	1	118	0	3	1	0	0	0	1	0	0	0	14	11.3	5	4.0	2	1.6	43	48.8
0200	97	0	95	0	1	1	0	0	0	0	0	0	0	15	15.5	5	5.2	1	1.0	43.7	50.2
0300	72	1	69	0	1	0	0	0	0	0	1	0	0	8	11.1	4	5.6	1	1.4	42.8	49.2
0400	66	1	58	0	6	1	0	0	0	0	0	0	0	11	16.7	1	1.5	0	0.0	44.5	51
0500	129	0	117	0	9	1	0	0	1	1	0	0	0	22	17.1	3	2.3	1	0.8	43.9	50.5
0600	158	1	152	0	5	0	0	0	0	0	0	0	0	27	17.1	9	5.7	1	0.6	45.9	52.5
0700	249	2	227	1	18	1	0	0	0	0	0	0	0	39	15.7	8	3.2	1	0.4	44.3	50.2
0800	353	5	322	2	21	1	0	0	0	2	0	0	0	68	19.3	15	4.2	2	0.6	44.8	51.4
0900	549	8	516	0	24	0	0	0	1	0	0	0	0	64	11.7	11	2.0	4	0.7	43.4	48.6
1000	786	9	739	5	30	0	1	1	1	0	0	0	0	67	8.5	10	1.3	3	0.4	42.4	47.7
1100	936	5	889	2	35	0	1	0	2	2	0	0	0	45	4.8	8	0.9	0	0.0	41.4	46.6
1200	1104	7	1057	8	30	0	0	0	0	0	1	1	0	33	3.0	2	0.2	0	0.0	40.4	45.4
1300	1069	7	1013	9	34	1	2	0	1	1	1	0	0	53	5.0	8	0.7	2	0.2	41.1	46.8
1400	992	7	936	4	40	0	2	0	1	2	0	0	0	47	4.7	5	0.5	0	0.0	41.7	46.5
1500	869	5	825	5	31	0	0	1	1	1	0	0	0	72	8.3	10	1.2	3	0.3	42.5	47.6
1600	913	4	865	3	39	0	0	0	1	0	0	0	1	59	6.5	10	1.1	3	0.3	41.6	47.1
1700	909	1	878	1	27	0	0	0	0	1	1	0	0	108	11.9	19	2.1	3	0.3	43.5	49.1
1800	779	9	734	5	29	0	0	0	1	1	0	0	0	103	13.2	18	2.3	1	0.1	43.4	49.4
1900	671	4	632	6	28	0	0	0	0	0	1	0	0	73	10.9	11	1.6	5	0.7	43.3	48.8
2000	492	6	456	1	26	1	0	0	0	1	1	0	0	61	12.4	17	3.5	5	1.0	43.6	49.2
2100	433	2	412	2	17	0	0	0	0	0	0	0	0	58	13.4	23	5.3	11	2.5	43.5	49.5
2200	243	2	222	1	16	1	1	0	0	0	0	0	0	26	10.7	7	2.9	0	0.0	41.9	48.1
2300	164	2	151	1	6	1	0	0	1	1	1	0	0	16	9.8	5	3.0	2	1.2	42.2	48.5
07-19	9508	69	9001	45	358	3	6	2	9	10	3	1	1	758	8.0	124	1.3	22	0.2	42.2	47.6
06-22	11262	82	10653	54	434	4	6	2	9	11	5	1	1	977	8.7	184	1.6	44	0.4	42.4	47.9
06-00	11669	86	11026	56	456	6	7	2	10	12	6	1	1	1019	8.7	196	1.7	46	0.4	42.4	47.9
00-00	12342	91	11651	56	489	11	7	2	11	15	7	1	1	1103	8.9	217	1.8	52	0.4	42.4	47.9

Site 2
 Location BRICKHILL ROAD - attached to LC26
 Direction Two Way

15719 - MILTON KEYNES
 JULY 2024
 AUTOMATIC TRAFFIC COUNT

08 July 2024 Monday

Time	Total	Classification												JPSL 50	JPSL% 50	JSL1 57 ACPO	JSL1% 57 ACPO	JSL2 65 DfT	JSL2% 65 DfT	Mean	Vpp 85
		1 MCL	2 SV	3 SVT	4 TB2	5 TB3	6 T4	7 ART3	8 ART4	9 ART5	10 ART6	11 BD	12 DRT								
0000	93	2	82	0	4	0	1	0	1	2	1	0	0	12	12.9	4	4.3	1	1.1	43.2	49.7
0100	33	0	27	0	5	0	0	0	0	0	1	0	0	4	12.1	3	9.1	1	3.0	44.9	49.3
0200	33	0	28	0	4	0	0	1	0	0	0	0	0	3	9.1	1	3.0	0	0.0	43.2	48.6
0300	38	0	30	0	6	0	1	0	1	0	0	0	0	3	7.9	1	2.6	0	0.0	42.3	49
0400	76	0	68	0	8	0	0	0	0	0	0	0	0	22	29.0	5	6.6	2	2.6	45.5	54
0500	258	3	224	2	26	1	1	0	0	0	1	0	0	57	22.1	13	5.0	2	0.8	45.6	51.8
0600	601	4	517	3	70	2	0	0	2	2	1	0	0	67	11.2	9	1.5	2	0.3	43.6	49
0700	1067	8	921	8	117	3	1	2	4	0	3	0	0	73	6.8	8	0.8	1	0.1	41.3	47.7
0800	1215	3	1094	7	96	2	8	0	2	1	1	1	0	73	6.0	14	1.2	2	0.2	39.9	46.4
0900	891	6	758	4	97	2	7	1	2	8	6	0	0	53	5.9	9	1.0	4	0.4	41.4	46.8
1000	746	4	619	6	100	2	13	0	1	0	1	0	0	48	6.4	7	0.9	1	0.1	41.5	46.9
1100	813	7	650	7	115	6	20	1	1	0	5	0	1	46	5.7	8	1.0	0	0.0	40.6	46.6
1200	826	5	695	7	94	4	13	0	4	2	2	0	0	57	6.9	7	0.8	2	0.2	40.5	47.1
1300	924	14	759	7	118	0	13	0	7	1	5	0	0	43	4.7	11	1.2	4	0.4	40.1	45.8
1400	973	5	822	8	118	1	3	0	7	3	4	1	1	58	6.0	9	0.9	2	0.2	40.6	46.1
1500	1068	1	918	7	122	5	6	2	2	1	4	0	0	32	3.0	0	0.0	0	0.0	39.2	44.6
1600	1097	6	987	6	84	1	3	0	2	4	2	1	1	48	4.4	5	0.5	2	0.2	40.3	45.6
1700	1162	7	1064	2	81	0	3	1	1	3	0	0	0	66	5.7	11	0.9	2	0.2	41.1	46.7
1800	875	5	817	6	45	0	1	0	0	1	0	0	0	73	8.3	9	1.0	3	0.3	42.3	48.2
1900	594	0	563	0	25	0	2	0	2	1	1	0	0	74	12.5	12	2.0	4	0.7	42.9	49.4
2000	433	4	409	0	18	0	0	0	0	0	2	0	0	33	7.6	7	1.6	0	0.0	42.4	47.9
2100	340	2	309	0	26	0	2	0	1	0	0	0	0	27	7.9	5	1.5	1	0.3	41.8	47.3
2200	222	2	204	0	14	0	0	0	1	0	1	0	0	12	5.4	1	0.5	0	0.0	39.8	46
2300	125	2	109	0	10	0	1	0	0	2	1	0	0	14	11.2	4	3.2	1	0.8	41.8	49.2
07-19	11657	71	10104	75	1187	26	91	7	33	24	33	3	3	670	5.7	98	0.8	23	0.2	40.7	46.6
06-22	13625	81	11902	78	1326	28	95	7	38	27	37	3	3	871	6.4	131	1.0	30	0.2	41	46.9
06-00	13972	85	12215	78	1350	28	96	7	39	29	39	3	3	897	6.4	136	1.0	31	0.2	41	46.9
00-00	14503	90	12674	80	1403	29	99	8	41	31	42	3	3	998	6.9	163	1.1	37	0.3	41.1	47.1

Site 2
 Location BRICKHILL ROAD - attached to LC26
 Direction Two Way

15719 - MILTON KEYNES
 JULY 2024
 AUTOMATIC TRAFFIC COUNT

09 July 2024 Tuesday

Time	Total	Classification												JPSL 50	JPSL% 50	JSL1 57 ACPO	JSL1% 57 ACPO	JSL2 65 DfT	JSL2% 65 DfT	Mean	Vpp 85
		1 MCL	2 SV	3 SVT	4 TB2	5 TB3	6 T4	7 ART3	8 ART4	9 ART5	10 ART6	11 BD	12 DRT								
0000	68	1	58	1	5	0	0	0	0	2	0	0	1	5	7.4	1	1.5	0	0.0	38.9	46.3
0100	41	0	33	0	6	0	0	0	0	2	0	0	0	4	9.8	2	4.9	0	0.0	41	47.6
0200	43	0	31	0	8	0	0	1	2	1	0	0	0	3	7.0	0	0.0	0	0.0	40.2	46.2
0300	48	0	38	0	7	2	0	0	0	1	0	0	0	4	8.3	0	0.0	0	0.0	42.2	47.6
0400	77	2	66	0	5	0	0	0	2	0	1	1	0	9	11.7	3	3.9	0	0.0	42.7	48.7
0500	229	2	192	1	30	1	0	0	0	3	0	0	0	30	13.1	5	2.2	1	0.4	43.8	49
0600	612	5	518	1	77	1	3	0	2	1	4	0	0	60	9.8	9	1.5	0	0.0	42.5	48.3
0700	1078	0	943	3	121	2	1	2	1	0	5	0	0	52	4.8	12	1.1	4	0.4	40.8	46
0800	1225	4	1112	5	94	3	1	0	2	3	1	0	0	56	4.6	8	0.7	4	0.3	40.7	46.2
0900	985	6	831	8	116	5	5	0	6	2	5	1	0	39	4.0	9	0.9	2	0.2	39.8	45.1
1000	761	2	626	0	113	6	3	3	2	3	2	1	0	39	5.1	7	0.9	2	0.3	40.8	46.2
1100	773	3	657	7	94	3	4	0	2	1	2	0	0	40	5.2	8	1.0	0	0.0	41	46.2
1200	892	6	750	10	100	2	5	1	9	8	1	0	0	46	5.2	7	0.8	2	0.2	40.4	46.1
1300	802	7	664	7	101	4	7	0	4	4	4	0	0	39	4.9	4	0.5	1	0.1	40.7	45.6
1400	957	6	826	4	101	2	6	0	4	2	6	0	0	42	4.4	6	0.6	1	0.1	40.5	46
1500	1067	8	926	7	108	3	6	1	2	3	2	1	0	47	4.4	8	0.8	1	0.1	40.8	46.1
1600	1195	1	1080	7	96	3	2	0	1	3	1	1	0	60	5.0	6	0.5	3	0.3	40.9	46.6
1700	1260	4	1174	8	62	1	3	1	2	3	2	0	0	48	3.8	14	1.1	2	0.2	39.8	45
1800	1017	5	951	7	48	1	2	0	2	1	0	0	0	73	7.2	12	1.2	2	0.2	42	47.3
1900	636	1	597	4	29	0	3	0	2	0	0	0	0	64	10.1	13	2.0	3	0.5	43	48.4
2000	455	1	428	0	24	0	0	0	0	1	1	0	0	51	11.2	8	1.8	1	0.2	43.8	48.8
2100	356	1	326	0	23	3	2	0	0	1	0	0	0	40	11.2	13	3.7	3	0.8	42.7	48.7
2200	263	3	245	1	12	0	1	0	0	1	0	0	0	32	12.2	6	2.3	2	0.8	42.3	48.4
2300	144	3	133	0	7	0	0	0	0	1	0	0	0	23	16.0	6	4.2	1	0.7	43.6	50.1
07-19	12012	52	10540	73	1154	35	45	8	37	33	31	4	0	581	4.8	101	0.8	24	0.2	40.7	46.1
06-22	14071	60	12409	78	1307	39	53	8	41	36	36	4	0	796	5.7	144	1.0	31	0.2	41	46.5
06-00	14478	66	12787	79	1326	39	54	8	41	38	36	4	0	851	5.9	156	1.1	34	0.2	41.1	46.6
00-00	14984	71	13205	81	1387	42	54	9	45	47	37	5	1	906	6.0	167	1.1	35	0.2	41.1	46.6

Site 2
 Location BRICKHILL ROAD - attached to LC26
 Direction Two Way
 10 July 2024 Wednesday

15719 - MILTON KEYNES
 JULY 2024
 AUTOMATIC TRAFFIC COUNT

Time	Total	Classification												JPSL 50	JPSL% 50	JSL1 57 ACPO	JSL1% 57 ACPO	JSL2 65 DfT	JSL2% 65 DfT	Mean	Vpp 85
		1 MCL	2 SV	3 SVT	4 TB2	5 TB3	6 T4	7 ART3	8 ART4	9 ART5	10 ART6	11 BD	12 DRT								
0000	94	0	83	0	9	0	0	0	1	0	1	0	0	13	13.8	2	2.1	1	1.1	43.9	49.6
0100	52	0	38	0	11	0	0	0	2	1	0	0	0	6	11.5	4	7.7	0	0.0	43.6	49.2
0200	31	1	25	0	4	0	0	0	0	0	1	0	0	6	19.4	1	3.2	0	0.0	44.3	51.7
0300	47	0	39	0	6	0	1	0	1	0	0	0	0	7	14.9	1	2.1	0	0.0	42.6	50
0400	62	0	51	0	6	0	0	0	2	2	1	0	0	11	17.7	2	3.2	0	0.0	44.2	53.9
0500	233	3	196	1	27	1	0	1	2	1	1	0	0	44	18.9	10	4.3	3	1.3	45.3	50.9
0600	597	5	513	1	73	1	2	0	1	1	0	0	0	88	14.7	20	3.4	3	0.5	44.3	49.9
0700	1055	3	905	5	130	5	3	0	1	1	2	0	0	63	6.0	10	0.9	2	0.2	40.8	46.9
0800	1306	7	1180	2	106	0	2	0	1	2	6	0	0	75	5.7	11	0.8	0	0.0	40.2	46
0900	903	6	767	4	108	6	6	1	2	0	3	0	0	33	3.7	3	0.3	0	0.0	39.4	45.4
1000	736	2	604	9	105	6	2	0	0	4	4	0	0	38	5.2	11	1.5	2	0.3	40.7	46.2
1100	767	3	664	7	81	2	7	0	1	1	1	0	0	40	5.2	7	0.9	1	0.1	41	46.8
1200	829	7	694	7	104	2	7	0	1	3	4	0	0	34	4.1	5	0.6	1	0.1	39.8	45.2
1300	809	12	665	7	106	3	8	0	3	1	4	0	0	54	6.7	16	2.0	6	0.7	40	46.3
1400	853	10	719	6	97	5	7	0	4	2	2	0	1	33	3.9	3	0.4	0	0.0	39.1	44.9
1500	979	9	859	8	94	1	5	0	0	1	1	1	0	66	6.7	14	1.4	5	0.5	42.1	46.9
1600	1215	7	1104	5	86	0	5	0	4	2	1	0	1	60	4.9	10	0.8	4	0.3	40.6	46.1
1700	1270	7	1171	12	70	2	0	0	2	4	2	0	0	104	8.2	19	1.5	2	0.2	42.5	47.7
1800	962	9	911	4	33	0	2	0	1	0	1	0	1	129	13.4	18	1.9	5	0.5	43.7	49.6
1900	694	8	640	1	40	1	0	0	3	0	1	0	0	108	15.6	26	3.7	7	1.0	44.4	50.2
2000	398	6	369	0	17	0	1	1	1	0	3	0	0	59	14.8	19	4.8	3	0.8	43.9	50
2100	276	6	246	2	17	0	1	1	1	2	0	0	0	42	15.2	9	3.3	2	0.7	43.3	50.1
2200	333	2	312	0	17	0	1	0	1	0	0	0	0	36	10.8	6	1.8	1	0.3	42.8	48.5
2300	146	0	136	1	6	0	0	0	1	2	0	0	0	17	11.6	6	4.1	2	1.4	42.8	48.4
07-19	11684	82	10243	76	1120	32	54	1	20	21	31	1	3	729	6.2	127	1.1	28	0.2	40.9	46.7
06-22	13649	107	12011	80	1267	34	58	3	26	24	35	1	3	1026	7.5	201	1.5	43	0.3	41.4	47.3
06-00	14128	109	12459	81	1290	34	59	3	28	26	35	1	3	1079	7.6	213	1.5	46	0.3	41.4	47.3
00-00	14647	113	12891	82	1353	35	60	4	36	30	39	1	3	1166	8.0	233	1.6	50	0.3	41.5	47.4

Site 2
 Location BRICKHILL ROAD - attached to LC26
 Direction Two Way
 Virtual Day (7)

15719 - MILTON KEYNES
 JULY 2024
 AUTOMATIC TRAFFIC COUNT

Time	Total	Classification												JPSL 50	JPSL% 50	JSL1 57 ACPO	JSL1% 57 ACPO	JSL2 65 DfT	JSL2% 65 DfT	Mean	Vpp 85
		1 MCL	2 SV	3 SVT	4 TB2	5 TB3	6 T4	7 ART3	8 ART4	9 ART5	10 ART6	11 BD	12 DRT								
0000	102	1	91	0	7	0	0	0	1	1	1	0	0	10	9.7	2	2.2	0	0.4	42.1	47.8
0100	62	0	54	0	6	0	0	0	1	1	0	0	0	7	11.1	3	4.8	1	0.9	42.9	48.7
0200	51	0	44	0	4	0	0	0	1	0	0	0	0	7	14.0	2	3.9	0	0.3	42.7	49.7
0300	49	1	41	0	5	0	1	0	0	1	0	0	0	6	12.2	2	4.1	0	0.3	42.6	49.2
0400	68	1	57	0	8	0	0	0	1	1	0	0	0	12	17.5	3	4.4	1	0.8	44.2	51
0500	204	2	174	1	23	2	1	0	1	1	1	0	0	37	18.2	8	4.0	2	0.8	44.8	50.9
0600	478	4	411	1	55	1	2	0	1	1	1	0	0	63	13.2	11	2.4	2	0.4	43.7	49.5
0700	839	3	728	4	94	3	2	1	1	1	2	0	0	57	6.8	10	1.2	1	0.2	41.2	47
0800	1023	5	926	4	77	3	4	0	1	2	2	0	0	62	6.1	11	1.1	2	0.2	40.5	46.2
0900	862	5	749	4	87	4	5	0	3	3	3	0	0	44	5.1	10	1.1	3	0.3	40.4	45.9
1000	811	4	703	4	84	5	7	1	2	2	1	0	0	41	5.1	7	0.8	2	0.2	40.5	46.2
1100	877	4	766	6	84	3	8	0	2	1	2	0	0	40	4.5	6	0.7	1	0.1	40.4	46
1200	948	6	838	9	79	2	6	0	3	3	2	0	0	46	4.8	7	0.8	1	0.1	40.3	45.9
1300	951	9	827	6	89	2	9	0	3	2	3	0	0	46	4.9	8	0.8	2	0.2	40.5	46.1
1400	974	9	861	5	82	2	6	0	3	2	3	0	0	48	4.9	7	0.7	1	0.1	40.5	46
1500	1032	7	914	7	91	2	4	1	2	1	2	0	0	57	5.5	8	0.8	2	0.2	40.9	46.4
1600	1133	5	1036	6	76	1	3	0	2	2	1	0	1	62	5.5	10	0.9	3	0.3	41	46.5
1700	1116	6	1041	6	57	1	1	1	1	2	1	0	0	75	6.7	13	1.2	2	0.2	41.4	47
1800	897	6	839	5	42	0	1	0	1	1	1	0	0	87	9.7	13	1.5	2	0.2	42.3	48.1
1900	653	4	612	2	30	1	1	0	2	1	1	0	0	76	11.6	13	2.0	3	0.5	43.1	48.9
2000	501	5	469	1	23	0	0	0	1	0	1	0	0	58	11.6	13	2.5	3	0.6	43.3	48.9
2100	366	4	341	1	17	1	1	0	0	0	0	0	0	43	11.8	12	3.2	3	0.9	42.7	48.9
2200	296	2	276	1	14	1	1	0	1	0	1	0	0	26	8.7	5	1.7	1	0.4	41	47.3
2300	178	1	165	0	7	1	0	0	0	1	1	0	0	18	10.3	5	2.6	1	0.6	42	48.3
07-19	11464	70	10226	64	942	28	56	5	23	22	24	2	2	665	5.8	111	1.0	23	0.2	40.9	46.4
06-22	13462	86	12060	69	1068	31	60	6	27	24	27	2	2	904	6.7	160	1.2	35	0.3	41.2	46.9
06-00	13935	89	12502	70	1089	32	61	6	28	26	28	2	2	948	6.8	170	1.2	37	0.3	41.2	46.9
00-00	14472	94	12962	72	1142	36	63	6	32	30	31	2	2	1027	7.1	190	1.3	41	0.3	41.3	47

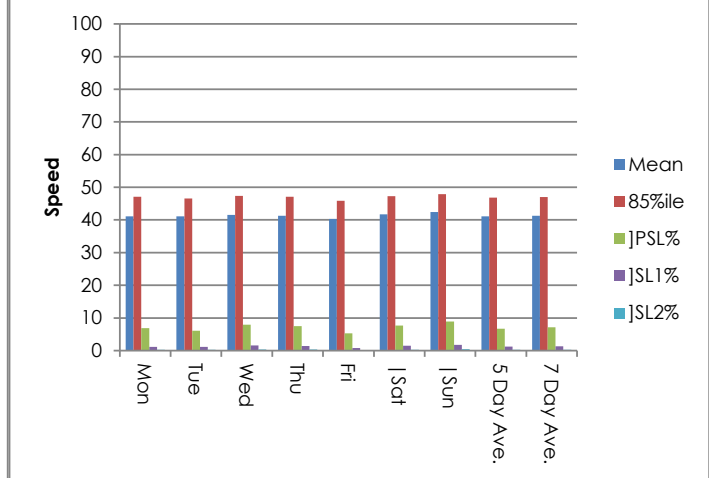
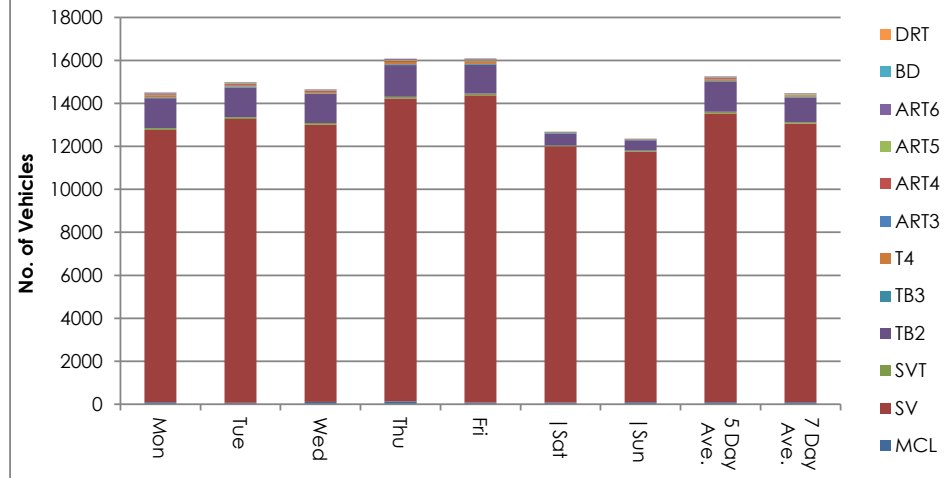
Site 2
 Location BRICKHILL ROAD - attached to LC26
 Direction Two Way

15719 - MILTON KEYNES
 JULY 2024
 AUTOMATIC TRAFFIC COUNT

Virtual Week (1)

Time	Total	Classification												JPSL 50	JPSL% 50	JSL1 57 ACPO	JSL1% 57 ACPO	JSL2 65 Dft	JSL2% 65 Dft	Mean	Vpp 85
		1 MCL	2 SV	3 SVT	4 TB2	5 TB3	6 T4	7 ART3	8 ART4	9 ART5	10 ART6	11 BD	12 DRT								
Mon	14503	90	12674	80	1403	29	99	8	41	31	42	3	3	998	6.9	163	1.1	37	0.3	41.1	47.1
Tue	14984	71	13205	81	1387	42	54	9	45	47	37	5	1	906	6.0	167	1.1	35	0.2	41.1	46.6
Wed	14647	113	12891	82	1353	35	60	4	36	30	39	1	3	1166	8.0	233	1.6	50	0.3	41.5	47.4
Thu	16072	131	14094	77	1478	48	99	6	48	44	42	4	1	1203	7.5	231	1.4	50	0.3	41.3	47.1
Fri	16080	80	14295	87	1335	47	113	11	30	37	41	1	3	845	5.3	133	0.8	29	0.2	40.3	45.9
Sat	12676	80	11926	40	546	37	9	4	13	9	11	0	1	971	7.7	188	1.5	31	0.2	41.7	47.3
Sun	12342	91	11651	56	489	11	7	2	11	15	7	1	1	1103	8.9	217	1.8	52	0.4	42.4	47.9
5 Day Ave.	15257	97	13432	81	1391	40	85	8	40	38	40	3	2	1024	6.7	185	1.2	40	0.3	41.1	46.8
7 Day Ave.	14472	94	12962	72	1142	36	63	6	32	30	31	2	2	1027	7.1	190	1.3	41	0.3	41.3	47.0
--	101304	656	90736	503	7991	249	441	44	224	213	219	15	13	7192	7.1	1332	1.3	284	0.3	41.3	47.0

Summary Graphs



Site 2
 Location BRICKHILL ROAD - attached to LC26
 Direction Two Way
 04 July 2024 Thursday

15719 - MILTON KEYNES
 JULY 2024
 AUTOMATIC TRAFFIC COUNT

Time	Total	Speed Bins (mph)																											
		0 - 5	5 - 10	10 - 15	15 - 20	20 - 25	25 - 30	30 - 35	35 - 40	40 - 45	45 - 50	50 - 55	55 - 60	60 - 65	65 - 70	70 - 75	75 - 80	80 - 85	85 - 90	90 - 95	95 - 100	100 - 105	105 - 110	110 - 115	115 - 120	120 - 125	125 - 130	130 - 135	135 - 140
0000	56	0	0	0	0	0	0	3	14	22	10	3	2	2	0	0	0	0	0	0	0	0	0	0	0	0	0	0	0
0100	47	0	0	0	0	0	0	3	12	17	8	3	2	2	0	0	0	0	0	0	0	0	0	0	0	0	0	0	0
0200	52	0	0	0	0	0	2	6	17	11	7	7	1	1	0	0	0	0	0	0	0	0	0	0	0	0	0	0	0
0300	40	0	0	0	0	1	0	4	14	5	10	3	1	2	0	0	0	0	0	0	0	0	0	0	0	0	0	0	0
0400	64	0	0	0	0	0	1	4	11	20	17	6	3	1	1	0	0	0	0	0	0	0	0	0	0	0	0	0	0
0500	231	0	0	0	0	0	1	4	39	77	62	32	10	5	0	0	1	0	0	0	0	0	0	0	0	0	0	0	0
0600	562	0	0	0	0	1	9	42	75	187	153	69	18	4	3	1	0	0	0	0	0	0	0	0	0	0	0	0	0
0700	1062	0	0	0	1	7	14	123	301	359	190	50	10	5	0	0	0	0	0	0	0	0	0	0	0	0	2	0	0
0800	1331	0	0	0	1	7	26	221	397	435	158	58	13	7	3	1	2	0	0	0	0	0	0	0	2	0	0	0	0
0900	973	0	0	1	2	0	31	118	351	287	123	34	10	9	5	2	0	0	0	0	0	0	0	0	0	0	0	0	0
1000	863	0	0	1	0	11	32	104	298	277	104	27	4	3	0	2	0	0	0	0	0	0	0	0	0	0	0	0	0
1100	847	0	0	0	0	3	34	120	276	263	111	28	9	2	0	1	0	0	0	0	0	0	0	0	0	0	0	0	0
1200	901	0	0	0	8	8	29	118	287	259	141	40	7	4	0	0	0	0	0	0	0	0	0	0	0	0	0	0	0
1300	928	0	0	0	6	4	15	123	303	288	140	39	7	1	1	0	1	0	0	0	0	0	0	0	0	0	0	0	0
1400	992	0	0	0	8	16	27	115	280	340	147	41	13	4	0	0	1	0	0	0	0	0	0	0	0	0	0	0	0
1500	1112	0	0	0	1	3	24	182	323	339	183	43	8	3	2	1	0	0	0	0	0	0	0	0	0	0	0	0	0
1600	1225	0	0	0	0	7	21	120	414	400	206	43	10	2	1	1	0	0	0	0	0	0	0	0	0	0	0	0	0
1700	1292	0	0	0	0	0	14	155	382	452	220	51	12	3	2	1	0	0	0	0	0	0	0	0	0	0	0	0	0
1800	1114	0	0	0	0	1	15	88	288	393	216	83	21	8	1	0	0	0	0	0	0	0	0	0	0	0	0	0	0
1900	823	0	0	0	0	0	10	55	185	279	210	64	12	7	0	0	0	1	0	0	0	0	0	0	0	0	0	0	0
2000	646	0	0	0	1	0	1	47	143	225	143	58	17	4	2	2	1	2	0	0	0	0	0	0	0	0	0	0	0
2100	439	0	0	0	0	1	1	32	103	140	99	43	13	5	0	2	0	0	0	0	0	0	0	0	0	0	0	0	0
2200	314	0	0	0	0	1	16	32	93	101	42	22	4	1	1	0	1	0	0	0	0	0	0	0	0	0	0	0	0
2300	158	0	0	0	0	1	1	15	43	56	28	8	4	2	0	0	0	0	0	0	0	0	0	0	0	0	0	0	0
07-19	12640	0	0	2	27	67	282	1587	3900	4092	1939	537	124	51	15	9	4	0	0	0	0	0	0	0	2	0	2	0	0
06-22	15110	0	0	2	28	69	303	1763	4406	4923	2544	771	184	71	20	14	5	3	0	0	0	0	0	2	0	2	0	0	
06-00	15582	0	0	2	28	71	320	1810	4542	5080	2614	801	192	74	21	14	6	3	0	0	0	0	0	2	0	2	0	0	
00-00	16072	0	0	2	28	72	324	1834	4649	5232	2728	855	211	87	22	14	7	3	0	0	0	0	0	2	0	2	0	0	

Site 2
 Location BRICKHILL ROAD - attached to LC26
 Direction Two Way

15719 - MILTON KEYNES
 JULY 2024
 AUTOMATIC TRAFFIC COUNT

05 July 2024 Friday

Time	Total	Speed Bins (mph)																											
		0 - 5	5 - 10	10 - 15	15 - 20	20 - 25	25 - 30	30 - 35	35 - 40	40 - 45	45 - 50	50 - 55	55 - 60	60 - 65	65 - 70	70 - 75	75 - 80	80 - 85	85 - 90	90 - 95	95 - 100	100 - 105	105 - 110	110 - 115	115 - 120	120 - 125	125 - 130	130 - 135	135 - 140
0000	102	0	0	0	0	0	4	11	23	39	14	9	0	2	0	0	0	0	0	0	0	0	0	0	0	0	0	0	0
0100	68	0	0	0	0	0	2	1	14	24	19	7	0	0	0	0	1	0	0	0	0	0	0	0	0	0	0	0	0
0200	40	0	0	0	0	0	2	4	6	10	8	5	3	2	0	0	0	0	0	0	0	0	0	0	0	0	0	0	0
0300	41	0	0	0	0	1	0	6	6	14	6	5	1	2	0	0	0	0	0	0	0	0	0	0	0	0	0	0	0
0400	74	0	0	0	0	0	0	2	16	20	24	7	3	1	1	0	0	0	0	0	0	0	0	0	0	0	0	0	0
0500	217	0	0	0	0	1	1	6	20	80	68	25	11	2	1	2	0	0	0	0	0	0	0	0	0	0	0	0	0
0600	570	0	0	0	0	0	9	31	116	226	120	46	16	1	3	2	0	0	0	0	0	0	0	0	0	0	0	0	0
0700	968	0	0	0	0	0	10	174	295	328	118	32	9	2	0	0	0	0	0	0	0	0	0	0	0	0	0	0	0
0800	1172	0	0	0	0	18	56	142	434	363	120	26	10	3	0	0	0	0	0	0	0	0	0	0	0	0	0	0	0
0900	961	0	0	0	0	2	29	150	382	282	91	17	6	0	1	0	1	0	0	0	0	0	0	0	0	0	0	0	0
1000	865	0	0	7	13	9	38	137	251	280	98	22	8	2	0	0	0	0	0	0	0	0	0	0	0	0	0	0	0
1100	936	0	0	0	0	0	12	182	288	292	116	36	7	1	2	0	0	0	0	0	0	0	0	0	0	0	0	0	0
1200	1030	0	0	0	8	4	32	141	298	376	126	36	5	3	1	0	0	0	0	0	0	0	0	0	0	0	0	0	0
1300	1066	0	0	0	2	4	26	155	340	341	152	38	5	2	0	1	0	0	0	0	0	0	0	0	0	0	0	0	0
1400	1056	0	0	0	0	4	23	130	345	378	132	34	9	1	0	0	0	0	0	0	0	0	0	0	0	0	0	0	0
1500	1191	0	0	0	0	11	41	140	398	405	139	44	9	2	2	0	0	0	0	0	0	0	0	0	0	0	0	0	0
1600	1299	0	0	0	0	4	31	149	374	460	208	57	10	1	2	3	0	0	0	0	0	0	0	0	0	0	0	0	0
1700	1206	0	0	0	6	5	53	163	382	378	160	46	8	2	3	0	0	0	0	0	0	0	0	0	0	0	0	0	0
1800	1012	0	0	0	0	0	18	186	387	302	81	30	7	1	0	0	0	0	0	0	0	0	0	0	0	0	0	0	0
1900	718	0	0	2	3	0	4	82	237	232	103	41	11	2	0	1	0	0	0	0	0	0	0	0	0	0	0	0	0
2000	544	0	0	0	0	0	9	43	168	186	100	29	6	2	0	1	0	0	0	0	0	0	0	0	0	0	0	0	0
2100	350	0	0	0	0	1	6	47	135	109	33	9	5	4	1	0	0	0	0	0	0	0	0	0	0	0	0	0	0
2200	335	0	0	0	0	5	21	80	125	64	26	10	3	1	0	0	0	0	0	0	0	0	0	0	0	0	0	0	0
2300	259	0	0	0	0	0	1	34	102	74	34	11	3	0	0	0	0	0	0	0	0	0	0	0	0	0	0	0	0
07-19	12762	0	0	7	29	61	369	1849	4174	4185	1541	418	93	20	11	4	1	0	0	0	0	0	0	0	0	0	0	0	0
06-22	14944	0	0	9	32	62	397	2052	4830	4938	1897	543	131	29	15	8	1	0	0	0	0	0	0	0	0	0	0	0	0
06-00	15538	0	0	9	32	67	419	2166	5057	5076	1957	564	137	30	15	8	1	0	0	0	0	0	0	0	0	0	0	0	0
00-00	16080	0	0	9	32	69	428	2196	5142	5263	2096	622	155	39	17	10	1	1	0	0	0	0	0	0	0	0	0	0	0

Site 2
 Location BRICKHILL ROAD - attached to LC26
 Direction Two Way
 06 July 2024 Saturday

15719 - MILTON KEYNES
 JULY 2024
 AUTOMATIC TRAFFIC COUNT

Time	Total	Speed Bins (mph)																											
		0 - 5	5 - 10	10 - 15	15 - 20	20 - 25	25 - 30	30 - 35	35 - 40	40 - 45	45 - 50	50 - 55	55 - 60	60 - 65	65 - 70	70 - 75	75 - 80	80 - 85	85 - 90	90 - 95	95 - 100	100 - 105	105 - 110	110 - 115	115 - 120	120 - 125	125 - 130	130 - 135	135 - 140
0000	117	0	0	0	0	0	3	6	35	42	24	6	1	0	0	0	0	0	0	0	0	0	0	0	0	0	0	0	0
0100	69	0	0	0	0	0	0	8	21	27	8	1	2	2	0	0	0	0	0	0	0	0	0	0	0	0	0	0	0
0200	61	0	0	0	0	1	0	8	18	22	8	1	2	1	0	0	0	0	0	0	0	0	0	0	0	0	0	0	0
0300	58	0	0	0	0	0	0	7	18	14	13	3	2	1	0	0	0	0	0	0	0	0	0	0	0	0	0	0	0
0400	56	0	0	0	0	0	1	2	16	15	15	5	0	2	0	0	0	0	0	0	0	0	0	0	0	0	0	0	0
0500	134	0	0	0	0	1	2	10	26	48	28	13	4	1	1	0	0	0	0	0	0	0	0	0	0	0	0	0	0
0600	246	0	0	0	0	0	1	6	60	83	61	22	13	0	0	0	0	0	0	0	0	0	0	0	0	0	0	0	0
0700	394	0	0	0	0	0	1	25	87	139	81	44	13	4	0	0	0	0	0	0	0	0	0	0	0	0	0	0	0
0800	559	0	0	0	0	0	4	28	165	210	114	29	7	2	0	0	0	0	0	0	0	0	0	0	0	0	0	0	0
0900	773	0	0	0	0	0	12	74	267	284	102	24	6	4	0	0	0	0	0	0	0	0	0	0	0	0	0	0	0
1000	923	0	0	0	4	7	29	126	325	304	99	24	2	1	1	1	0	0	0	0	0	0	0	0	0	0	0	0	0
1100	1064	0	0	0	1	13	43	134	376	354	121	17	4	0	0	0	1	0	0	0	0	0	0	0	0	0	0	0	0
1200	1056	0	0	0	0	1	15	108	364	387	127	34	11	7	1	1	0	0	0	0	0	0	0	0	0	0	0	0	0
1300	1062	0	0	0	0	0	2	86	379	385	170	32	8	0	0	0	0	0	0	0	0	0	0	0	0	0	0	0	0
1400	995	0	0	5	3	4	31	102	280	346	171	35	12	4	1	1	0	0	0	0	0	0	0	0	0	0	0	0	0
1500	936	0	0	0	0	0	8	79	291	326	167	49	12	1	3	0	0	0	0	0	0	0	0	0	0	0	0	0	0
1600	985	0	0	0	0	0	8	100	287	330	182	46	21	8	2	1	0	0	0	0	0	0	0	0	0	0	0	0	0
1700	715	0	0	1	0	0	0	44	171	258	172	50	10	8	0	1	0	0	0	0	0	0	0	0	0	0	0	0	0
1800	521	0	0	0	1	0	0	9	128	186	115	57	20	4	1	0	0	0	0	0	0	0	0	0	0	0	0	0	0
1900	435	0	0	0	0	0	2	16	74	164	108	54	10	5	1	0	1	0	0	0	0	0	0	0	0	0	0	0	0
2000	541	0	0	0	0	0	0	11	103	212	136	52	21	1	3	1	0	0	1	0	0	0	0	0	0	0	0	0	0
2100	366	0	0	0	0	0	2	19	100	114	79	28	16	4	0	2	1	1	0	0	0	0	0	0	0	0	0	0	0
2200	362	0	0	0	0	0	2	38	118	113	60	21	5	2	0	1	1	1	0	0	0	0	0	0	0	0	0	0	0
2300	248	0	0	0	0	0	5	23	68	86	36	24	4	1	1	0	0	0	0	0	0	0	0	0	0	0	0	0	0
07-19	9983	0	0	6	9	25	153	915	3120	3509	1621	441	126	43	9	5	1	0	0	0	0	0	0	0	0	0	0	0	0
06-22	11571	0	0	6	9	25	158	967	3457	4082	2005	597	186	53	13	8	3	1	1	0	0	0	0	0	0	0	0	0	0
06-00	12181	0	0	6	9	25	165	1028	3643	4281	2101	642	195	56	14	9	4	2	1	0	0	0	0	0	0	0	0	0	0
00-00	12676	0	0	6	9	27	171	1069	3777	4449	2197	671	206	63	15	9	4	2	1	0	0	0	0	0	0	0	0	0	0

Site 2
 Location BRICKHILL ROAD - attached to LC26
 Direction Two Way
 07 July 2024 Sunday

15719 - MILTON KEYNES
 JULY 2024
 AUTOMATIC TRAFFIC COUNT

Time	Total	Speed Bins (mph)																											
		0 - 5	5 - 10	10 - 15	15 - 20	20 - 25	25 - 30	30 - 35	35 - 40	40 - 45	45 - 50	50 - 55	55 - 60	60 - 65	65 - 70	70 - 75	75 - 80	80 - 85	85 - 90	90 - 95	95 - 100	100 - 105	105 - 110	110 - 115	115 - 120	120 - 125	125 - 130	130 - 135	135 - 140
0000	185	0	0	0	0	0	3	12	59	58	39	11	2	0	0	1	0	0	0	0	0	0	0	0	0	0	0	0	0
0100	124	0	0	0	0	0	0	10	32	43	25	9	0	3	2	0	0	0	0	0	0	0	0	0	0	0	0	0	0
0200	97	0	0	0	0	0	1	6	26	27	22	9	1	4	0	1	0	0	0	0	0	0	0	0	0	0	0	0	0
0300	72	0	0	0	0	0	3	7	16	23	15	3	4	0	1	0	0	0	0	0	0	0	0	0	0	0	0	0	0
0400	66	0	0	0	0	0	1	3	12	16	23	8	3	0	0	0	0	0	0	0	0	0	0	0	0	0	0	0	0
0500	129	0	0	0	0	0	0	8	27	52	20	14	5	2	0	0	1	0	0	0	0	0	0	0	0	0	0	0	0
0600	158	0	0	0	0	0	1	5	19	45	61	13	6	7	1	0	0	0	0	0	0	0	0	0	0	0	0	0	0
0700	249	0	0	0	0	0	0	9	44	99	58	24	10	4	0	1	0	0	0	0	0	0	0	0	0	0	0	0	0
0800	353	0	0	0	1	0	1	10	60	131	82	43	18	5	2	0	0	0	0	0	0	0	0	0	0	0	0	0	0
0900	549	0	0	0	1	0	3	22	112	222	125	42	16	2	2	1	0	1	0	0	0	0	0	0	0	0	0	0	0
1000	786	0	0	3	1	0	5	49	191	312	158	48	13	3	2	1	0	0	0	0	0	0	0	0	0	0	0	0	0
1100	936	0	0	0	0	0	4	85	300	337	165	32	10	3	0	0	0	0	0	0	0	0	0	0	0	0	0	0	0
1200	1104	0	0	2	0	2	12	123	398	375	159	29	3	1	0	0	0	0	0	0	0	0	0	0	0	0	0	0	0
1300	1069	0	0	0	0	1	17	105	354	353	186	39	8	4	1	1	0	0	0	0	0	0	0	0	0	0	0	0	0
1400	992	0	0	0	0	5	14	56	273	406	191	34	11	2	0	0	0	0	0	0	0	0	0	0	0	0	0	0	0
1500	869	0	0	0	0	0	3	54	240	315	185	54	13	2	3	0	0	0	0	0	0	0	0	0	0	0	0	0	0
1600	913	0	0	0	0	0	12	86	257	332	167	44	9	3	0	2	0	1	0	0	0	0	0	0	0	0	0	0	0
1700	909	0	0	0	0	0	1	43	196	347	214	76	26	3	1	2	0	0	0	0	0	0	0	0	0	0	0	0	0
1800	779	0	0	0	0	0	2	45	186	259	184	73	23	6	1	0	0	0	0	0	0	0	0	0	0	0	0	0	0
1900	671	0	0	0	0	0	2	35	161	251	149	55	13	0	2	2	0	0	1	0	0	0	0	0	0	0	0	0	0
2000	492	0	0	0	0	0	7	27	87	197	113	39	15	2	2	2	0	1	0	0	0	0	0	0	0	0	0	0	0
2100	433	0	1	0	0	0	2	35	104	140	93	33	9	5	5	4	0	1	1	0	0	0	0	0	0	0	0	0	0
2200	243	0	0	0	0	0	1	30	65	81	40	18	6	2	0	0	0	0	0	0	0	0	0	0	0	0	0	0	0
2300	164	0	0	0	0	0	7	12	39	56	34	8	4	2	2	0	0	0	0	0	0	0	0	0	0	0	0	0	0
07-19	9508	0	0	5	3	8	74	687	2611	3488	1874	538	160	38	12	8	0	2	0	0	0	0	0	0	0	0	0	0	0
06-22	11262	0	1	5	3	8	86	789	2982	4121	2290	678	203	52	22	16	0	4	2	0	0	0	0	0	0	0	0	0	0
06-00	11669	0	1	5	3	8	94	831	3086	4258	2364	704	213	56	24	16	0	4	2	0	0	0	0	0	0	0	0	0	0
00-00	12342	0	1	5	3	8	102	877	3258	4477	2508	758	228	65	27	18	1	4	2	0	0	0	0	0	0	0	0	0	0

Site 2
 Location BRICKHILL ROAD - attached to LC26
 Direction Two Way
 08 July 2024 Monday

15719 - MILTON KEYNES
 JULY 2024
 AUTOMATIC TRAFFIC COUNT

Time	Total	Speed Bins (mph)																												
		0 - 5	5 - 10	10 - 15	15 - 20	20 - 25	25 - 30	30 - 35	35 - 40	40 - 45	45 - 50	50 - 55	55 - 60	60 - 65	65 - 70	70 - 75	75 - 80	80 - 85	85 - 90	90 - 95	95 - 100	100 - 105	105 - 110	110 - 115	115 - 120	120 - 125	125 - 130	130 - 135	135 - 140	
0000	93	0	0	0	0	1	0	14	13	27	26	8	2	1	1	0	0	0	0	0	0	0	0	0	0	0	0	0	0	0
0100	33	0	0	0	0	0	0	2	5	12	10	1	0	2	1	0	0	0	0	0	0	0	0	0	0	0	0	0	0	0
0200	33	0	0	0	0	0	1	1	7	12	9	2	0	1	0	0	0	0	0	0	0	0	0	0	0	0	0	0	0	0
0300	38	0	0	0	0	0	0	1	19	7	8	1	1	1	0	0	0	0	0	0	0	0	0	0	0	0	0	0	0	0
0400	76	0	0	0	0	0	0	5	12	26	11	13	7	0	2	0	0	0	0	0	0	0	0	0	0	0	0	0	0	0
0500	258	0	0	0	0	1	1	10	35	76	78	39	10	6	1	1	0	0	0	0	0	0	0	0	0	0	0	0	0	0
0600	601	0	0	0	1	0	5	28	106	235	159	46	14	5	1	0	1	0	0	0	0	0	0	0	0	0	0	0	0	0
0700	1067	0	0	0	0	0	29	124	295	333	213	59	9	4	0	0	1	0	0	0	0	0	0	0	0	0	0	0	0	0
0800	1215	0	2	4	15	16	32	183	355	359	176	53	14	4	2	0	0	0	0	0	0	0	0	0	0	0	0	0	0	0
0900	891	0	0	1	0	0	11	92	261	309	164	36	11	2	1	1	2	0	0	0	0	0	0	0	0	0	0	0	0	0
1000	746	0	0	0	0	5	6	78	191	278	140	36	9	2	1	0	0	0	0	0	0	0	0	0	0	0	0	0	0	0
1100	813	0	0	0	0	4	28	84	262	272	117	34	9	3	0	0	0	0	0	0	0	0	0	0	0	0	0	0	0	0
1200	826	0	0	0	0	11	32	103	252	235	136	47	7	1	1	1	0	0	0	0	0	0	0	0	0	0	0	0	0	0
1300	924	0	0	1	1	8	39	122	291	295	124	28	10	1	1	1	0	2	0	0	0	0	0	0	0	0	0	0	0	0
1400	973	0	0	0	0	10	11	120	308	330	136	43	10	3	2	0	0	0	0	0	0	0	0	0	0	0	0	0	0	0
1500	1068	0	0	0	0	5	27	185	410	296	113	29	3	0	0	0	0	0	0	0	0	0	0	0	0	0	0	0	0	0
1600	1097	0	0	0	0	10	29	119	365	383	143	39	6	1	2	0	0	0	0	0	0	0	0	0	0	0	0	0	0	0
1700	1162	0	0	0	0	2	24	115	362	402	191	48	14	2	1	1	0	0	0	0	0	0	0	0	0	0	0	0	0	0
1800	875	0	0	1	0	2	6	78	212	315	188	55	12	3	3	0	0	0	0	0	0	0	0	0	0	0	0	0	0	0
1900	594	0	0	0	0	0	5	55	138	183	139	53	12	5	3	1	0	0	0	0	0	0	0	0	0	0	0	0	0	0
2000	433	0	0	0	0	0	0	31	114	163	92	25	5	3	0	0	0	0	0	0	0	0	0	0	0	0	0	0	0	0
2100	340	0	0	0	0	1	1	35	96	119	61	19	5	2	1	0	0	0	0	0	0	0	0	0	0	0	0	0	0	0
2200	222	0	0	0	0	0	4	38	80	62	26	7	5	0	0	0	0	0	0	0	0	0	0	0	0	0	0	0	0	0
2300	125	0	0	0	1	0	1	16	39	35	19	10	1	2	0	1	0	0	0	0	0	0	0	0	0	0	0	0	0	0
07-19	11657	0	2	7	16	73	274	1403	3564	3807	1841	507	114	26	14	4	3	2	0	0	0	0	0	0	0	0	0	0	0	0
06-22	13625	0	2	7	17	74	285	1552	4018	4507	2292	650	150	41	19	5	4	2	0	0	0	0	0	0	0	0	0	0	0	0
06-00	13972	0	2	7	18	74	290	1606	4137	4604	2337	667	156	43	19	6	4	2	0	0	0	0	0	0	0	0	0	0	0	0
00-00	14503	0	2	7	18	76	292	1639	4228	4764	2479	731	176	54	24	7	4	2	0	0	0	0	0	0	0	0	0	0	0	0

Site 2
 Location BRICKHILL ROAD - attached to LC26
 Direction Two Way
 09 July 2024 Tuesday

15719 - MILTON KEYNES
 JULY 2024
 AUTOMATIC TRAFFIC COUNT

Time	Total	Speed Bins (mph)																											
		0 - 5	5 - 10	10 - 15	15 - 20	20 - 25	25 - 30	30 - 35	35 - 40	40 - 45	45 - 50	50 - 55	55 - 60	60 - 65	65 - 70	70 - 75	75 - 80	80 - 85	85 - 90	90 - 95	95 - 100	100 - 105	105 - 110	110 - 115	115 - 120	120 - 125	125 - 130	130 - 135	135 - 140
0000	68	0	0	0	0	0	9	14	18	12	10	4	1	0	0	0	0	0	0	0	0	0	0	0	0	0	0	0	0
0100	41	0	0	0	0	1	0	7	14	8	7	2	1	1	0	0	0	0	0	0	0	0	0	0	0	0	0	0	0
0200	43	0	0	0	0	1	2	5	12	12	8	3	0	0	0	0	0	0	0	0	0	0	0	0	0	0	0	0	0
0300	48	0	0	0	0	0	1	2	15	15	11	4	0	0	0	0	0	0	0	0	0	0	0	0	0	0	0	0	0
0400	77	0	0	0	0	0	1	9	17	25	16	5	3	1	0	0	0	0	0	0	0	0	0	0	0	0	0	0	0
0500	229	0	0	0	0	1	0	5	42	100	51	23	6	0	1	0	0	0	0	0	0	0	0	0	0	0	0	0	0
0600	612	0	0	0	1	0	4	50	144	224	129	47	7	6	0	0	0	0	0	0	0	0	0	0	0	0	0	0	0
0700	1078	0	0	0	0	0	20	123	346	375	162	38	4	6	2	1	1	0	0	0	0	0	0	0	0	0	0	0	0
0800	1225	0	0	0	0	0	23	160	374	426	186	40	11	1	2	2	0	0	0	0	0	0	0	0	0	0	0	0	0
0900	985	0	0	0	0	0	34	161	338	298	115	23	10	4	2	0	0	0	0	0	0	0	0	0	0	0	0	0	0
1000	761	0	0	0	0	3	22	70	257	254	116	28	7	2	0	1	1	0	0	0	0	0	0	0	0	0	0	0	0
1100	773	0	0	0	0	0	6	70	279	261	117	30	5	5	0	0	0	0	0	0	0	0	0	0	0	0	0	0	0
1200	892	0	0	0	0	0	24	112	315	267	128	31	10	3	1	0	1	0	0	0	0	0	0	0	0	0	0	0	0
1300	802	0	0	0	1	8	10	53	302	284	105	31	6	1	1	0	0	0	0	0	0	0	0	0	0	0	0	0	0
1400	957	0	0	0	0	0	14	113	363	286	139	30	7	4	1	0	0	0	0	0	0	0	0	0	0	0	0	0	0
1500	1067	0	0	0	0	3	18	135	317	394	153	33	9	4	0	1	0	0	0	0	0	0	0	0	0	0	0	0	0
1600	1195	0	0	0	0	0	10	157	385	395	188	51	5	1	2	1	0	0	0	0	0	0	0	0	0	0	0	0	0
1700	1260	0	0	0	0	13	34	181	418	426	140	31	11	4	1	1	0	0	0	0	0	0	0	0	0	0	0	0	0
1800	1017	0	0	0	1	0	8	69	303	371	192	57	10	4	2	0	0	0	0	0	0	0	0	0	0	0	0	0	0
1900	636	0	0	0	0	0	2	35	153	246	136	47	8	6	1	2	0	0	0	0	0	0	0	0	0	0	0	0	0
2000	455	0	0	0	0	1	3	8	87	193	112	36	9	5	1	0	0	0	0	0	0	0	0	0	0	0	0	0	0
2100	356	0	0	0	0	0	2	34	93	105	82	26	7	4	1	2	0	0	0	0	0	0	0	0	0	0	0	0	0
2200	263	0	0	0	0	0	5	27	71	81	47	21	6	3	1	1	0	0	0	0	0	0	0	0	0	0	0	0	0
2300	144	0	0	0	0	0	0	10	26	61	24	15	5	2	1	0	0	0	0	0	0	0	0	0	0	0	0	0	0
07-19	12012	0	0	0	2	27	223	1404	3997	4037	1741	423	95	39	14	7	3	0	0	0	0	0	0	0	0	0	0	0	0
06-22	14071	0	0	0	3	28	234	1531	4474	4805	2200	579	126	60	17	11	3	0	0	0	0	0	0	0	0	0	0	0	0
06-00	14478	0	0	0	3	28	239	1568	4571	4947	2271	615	137	65	19	12	3	0	0	0	0	0	0	0	0	0	0	0	0
00-00	14984	0	0	0	3	31	252	1610	4689	5119	2374	656	148	67	20	12	3	0	0	0	0	0	0	0	0	0	0	0	0

Site 2
 Location BRICKHILL ROAD - attached to LC26
 Direction Two Way
 10 July 2024 Wednesday

15719 - MILTON KEYNES
 JULY 2024
 AUTOMATIC TRAFFIC COUNT









Time	Total	Speed Bins (mph)																											
		0 - 5	5 - 10	10 - 15	15 - 20	20 - 25	25 - 30	30 - 35	35 - 40	40 - 45	45 - 50	50 - 55	55 - 60	60 - 65	65 - 70	70 - 75	75 - 80	80 - 85	85 - 90	90 - 95	95 - 100	100 - 105	105 - 110	110 - 115	115 - 120	120 - 125	125 - 130	130 - 135	135 - 140
0000	94	0	0	0	0	0	1	7	19	26	28	8	3	1	0	0	1	0	0	0	0	0	0	0	0	0	0	0	0
0100	52	0	0	0	0	0	0	4	11	17	14	2	3	1	0	0	0	0	0	0	0	0	0	0	0	0	0	0	0
0200	31	0	0	0	0	0	0	3	5	9	8	4	2	0	0	0	0	0	0	0	0	0	0	0	0	0	0	0	0
0300	47	0	0	0	0	1	0	1	14	15	9	6	1	0	0	0	0	0	0	0	0	0	0	0	0	0	0	0	0
0400	62	0	0	0	0	0	1	4	13	17	16	5	6	0	0	0	0	0	0	0	0	0	0	0	0	0	0	0	0
0500	233	0	0	0	0	1	2	3	31	86	66	31	7	3	2	0	1	0	0	0	0	0	0	0	0	0	0	0	0
0600	597	0	0	0	0	0	0	14	124	212	159	61	17	7	2	1	0	0	0	0	0	0	0	0	0	0	0	0	0
0700	1055	0	0	0	0	1	22	154	317	320	178	47	10	4	1	1	0	0	0	0	0	0	0	0	0	0	0	0	0
0800	1306	0	0	0	0	5	36	170	457	395	168	53	18	4	0	0	0	0	0	0	0	0	0	0	0	0	0	0	0
0900	903	0	1	11	17	18	18	109	263	306	127	27	3	3	0	0	0	0	0	0	0	0	0	0	0	0	0	0	0
1000	736	0	0	0	0	3	23	87	217	262	106	24	8	4	2	0	0	0	0	0	0	0	0	0	0	0	0	0	0
1100	767	0	0	0	0	0	9	100	215	275	128	26	10	3	1	0	0	0	0	0	0	0	0	0	0	0	0	0	0
1200	829	0	0	1	2	1	23	136	249	287	96	29	1	3	1	0	0	0	0	0	0	0	0	0	0	0	0	0	0
1300	809	0	0	0	11	14	26	117	234	233	120	31	10	7	2	3	0	0	1	0	0	0	0	0	0	0	0	0	0
1400	853	0	0	0	0	1	53	163	262	249	92	26	6	1	0	0	0	0	0	0	0	0	0	0	0	0	0	0	0
1500	979	0	0	0	0	1	8	66	263	404	171	47	10	4	3	1	0	1	0	0	0	0	0	0	0	0	0	0	0
1600	1215	0	0	0	0	3	27	136	428	382	179	46	8	2	1	2	0	1	0	0	0	0	0	0	0	0	0	0	0
1700	1270	0	0	0	3	3	12	82	292	487	287	76	19	7	1	1	0	0	0	0	0	0	0	0	0	0	0	0	0
1800	962	0	0	0	0	0	3	51	204	341	234	98	22	4	3	1	0	1	0	0	0	0	0	0	0	0	0	0	0
1900	694	0	0	0	0	0	1	26	140	242	177	68	28	5	3	2	2	0	0	0	0	0	0	0	0	0	0	0	0
2000	398	0	0	1	0	0	7	15	93	132	91	31	19	6	1	1	0	0	1	0	0	0	0	0	0	0	0	0	0
2100	276	0	0	0	0	0	1	29	63	76	65	29	8	3	1	1	0	0	0	0	0	0	0	0	0	0	0	0	0
2200	333	0	0	0	0	0	1	25	90	111	70	21	13	1	1	0	0	0	0	0	0	0	0	0	0	0	0	0	0
2300	146	0	0	0	0	0	2	5	47	44	31	9	5	1	2	0	0	0	0	0	0	0	0	0	0	0	0	0	0
07-19	11684	0	1	12	33	50	260	1371	3401	3941	1886	530	125	46	15	9	0	3	1	0	0	0	0	0	0	0	0	0	0
06-22	13649	0	1	13	33	50	269	1455	3821	4603	2378	719	197	67	22	14	2	3	2	0	0	0	0	0	0	0	0	0	0
06-00	14128	0	1	13	33	50	272	1485	3958	4758	2479	749	215	69	25	14	2	3	2	0	0	0	0	0	0	0	0	0	0
00-00	14647	0	1	13	33	52	276	1507	4051	4928	2620	805	237	74	27	14	4	3	2	0	0	0	0	0	0	0	0	0	0




Site 2
 Location BRICKHILL ROAD - attached to LC26
 Direction Two Way
 Virtual Day (7)

15719 - MILTON KEYNES
 JULY 2024
 AUTOMATIC TRAFFIC COUNT

Time	Total	Speed Bins (mph)																												
		0 - 5	5 - 10	10 - 15	15 - 20	20 - 25	25 - 30	30 - 35	35 - 40	40 - 45	45 - 50	50 - 55	55 - 60	60 - 65	65 - 70	70 - 75	75 - 80	80 - 85	85 - 90	90 - 95	95 - 100	100 - 105	105 - 110	110 - 115	115 - 120	120 - 125	125 - 130	130 - 135	135 - 140	
0000	102	0	0	0	0	0	3	10	26	32	22	7	2	1	0	0	0	0	0	0	0	0	0	0	0	0	0	0	0	0
0100	62	0	0	0	0	0	0	5	16	21	13	4	1	2	0	0	0	0	0	0	0	0	0	0	0	0	0	0	0	0
0200	51	0	0	0	0	0	1	5	13	15	10	4	1	1	0	0	0	0	0	0	0	0	0	0	0	0	0	0	0	0
0300	49	0	0	0	0	0	1	4	15	13	10	4	1	1	0	0	0	0	0	0	0	0	0	0	0	0	0	0	0	0
0400	68	0	0	0	0	0	1	4	14	20	17	7	4	1	1	0	0	0	0	0	0	0	0	0	0	0	0	0	0	0
0500	204	0	0	0	0	1	1	7	31	74	53	25	8	3	1	0	0	0	0	0	0	0	0	0	0	0	0	0	0	0
0600	478	0	0	0	0	0	4	25	92	173	120	43	13	4	1	1	0	0	0	0	0	0	0	0	0	0	0	0	0	0
0700	839	0	0	0	0	1	14	105	241	279	143	42	9	4	0	0	0	0	0	0	0	0	0	0	0	0	0	0	0	0
0800	1023	0	0	1	2	7	25	131	320	331	143	43	13	4	1	0	0	0	0	0	0	0	0	0	0	0	0	0	0	0
0900	862	0	0	2	3	3	20	104	282	284	121	29	9	3	2	1	0	0	0	0	0	0	0	0	0	0	0	0	0	0
1000	811	0	0	2	3	5	22	93	247	281	117	30	7	2	1	1	0	0	0	0	0	0	0	0	0	0	0	0	0	0
1100	877	0	0	0	0	3	19	111	285	293	125	29	8	2	0	0	0	0	0	0	0	0	0	0	0	0	0	0	0	0
1200	948	0	0	0	3	4	24	120	309	312	130	35	6	3	1	0	0	0	0	0	0	0	0	0	0	0	0	0	0	0
1300	951	0	0	0	3	6	19	109	315	311	142	34	8	2	1	1	0	0	0	0	0	0	0	0	0	0	0	0	0	0
1400	974	0	0	1	2	6	25	114	302	334	144	35	10	3	1	0	0	0	0	0	0	0	0	0	0	0	0	0	0	0
1500	1032	0	0	0	0	3	18	120	320	354	159	43	9	2	2	0	0	0	0	0	0	0	0	0	0	0	0	0	0	0
1600	1133	0	0	0	0	3	20	124	359	383	182	47	10	3	1	1	0	0	0	0	0	0	0	0	0	0	0	0	0	0
1700	1116	0	0	0	1	3	20	112	315	393	198	54	14	4	1	1	0	0	0	0	0	0	0	0	0	0	0	0	0	0
1800	897	0	0	0	0	0	7	75	244	310	173	65	16	4	2	0	0	0	0	0	0	0	0	0	0	0	0	0	0	0
1900	653	0	0	0	0	0	4	43	155	228	146	55	13	4	1	1	0	0	0	0	0	0	0	0	0	0	0	0	0	0
2000	501	0	0	0	0	0	4	26	114	187	112	39	13	3	1	1	0	0	0	0	0	0	0	0	0	0	0	0	0	0
2100	366	0	0	0	0	0	2	33	99	115	73	27	9	4	1	2	0	0	0	0	0	0	0	0	0	0	0	0	0	0
2200	296	0	0	0	0	1	7	39	92	88	44	17	6	1	0	0	0	0	0	0	0	0	0	0	0	0	0	0	0	0
2300	178	0	0	0	0	0	2	16	52	59	29	12	4	1	1	0	0	0	0	0	0	0	0	0	0	0	0	0	0	0
07-19	11464	0	0	6	17	44	234	1317	3538	3866	1778	485	120	38	13	7	2	1	0	0	0	0	0	0	0	0	0	0	0	0
06-22	13462	0	1	6	18	45	247	1444	3998	4568	2229	648	168	53	18	11	3	2	1	0	0	0	0	0	0	0	0	0	0	0
06-00	13935	0	1	6	18	46	257	1499	4142	4715	2303	677	178	56	20	11	3	2	1	0	0	0	0	0	0	0	0	0	0	0
00-00	14472	0	1	6	18	48	264	1533	4256	4890	2429	728	194	64	22	12	3	2	1	0	0	0	0	0	0	0	0	0	0	0

ATC VEHICLE CATEGORIES

Axes	Groups	Description	Class		Parameters	Dominant Vehicle	Aggregate
2	1 or 2	Very Short - Bicycle or Motorcycle	MC	1	d(1)<1.7m & axles=2		
2	1 or 2	Short - Sedan, Wagon, 4WD, Utility, Light Van	SV	2	d(1)>=1.7m, d(1)<=3.2m & axles=2		
3, 4 or 5	3	Short Towing - Trailer, Caravan, Boat, etc.	SVT	3	groups=3, d(1)>=2.1m, d(1)<=3.2m, d(2)>=2.1m &		1 (Light)
2	2	Two axle truck or Bus	TB2	4	d(1)>3.2m & axles=2		
3	2	Three axle truck or Bus	TB3	5	axles=3 & groups=2		
>3	2	Four axle truck	T4	6	axles>3 & groups=2		2 (Medium)
3	3	Three axle articulated vehicle or Rigid vehicle and trailer	ART3	7	d(1)>3.2m, axles=3 & groups=3		
4	>2	Four axle articulated vehicle or Rigid vehicle and trailer	ART4	8	d(2)<2.1m or d(1)<2.1m or d(1)>3.2m axles = 4 & groups>2		
5	>2	Five axle articulated vehicle or Rigid vehicle and trailer	ART5	9	d(2)<2.1m or d(1)<2.1m or d(1)>3.2m axles=5 & groups>2		

>=6	>2	Six (or more) axle articulated vehicle or Rigid vehicle and trailer	ART6	10	axles=6 & groups>2 or axles>6 & groups=3		
>6	4	B-Double or Heavy truck and trailer	BD	11	groups=4 & axles>6		
>6	>=5	Double or triple road train or Heavy truck and two (or more) trailers	DRT	12	groups>=5 & axles>6		3 (Heavy)

ATC SPEED BINS & DATA HEADINGS

Heading	Description
0 - 5	Speed bin totals 0 - 5 mph
5 - 10	Speed bin totals 5 - 10 mph
10-15	Speed bin totals 10 - 15 mph
15 - 20	Speed bin totals 15 - 20 mph
20 - 25	Speed bin totals 20 - 25 mph
25 - 30	Speed bin totals 25 - 30 mph
30 - 35	Speed bin totals 30 - 35 mph
35 - 40	Speed bin totals 35 - 40 mph
40 - 45	Speed bin totals 40 - 45 mph
45 - 50	Speed bin totals 45 - 50 mph
50 - 55	Speed bin totals 50 - 55 mph
55 - 60	Speed bin totals 55 - 60 mph
60 - 65	Speed bin totals 60 - 65 mph
65 - 70	Speed bin totals 65 - 70 mph
70 - 75	Speed bin totals 70 - 75 mph
75 - 80	Speed bin totals 75 - 80 mph
80 - 85	Speed bin totals 80 - 85 mph
85 - 90	Speed bin totals 85 - 90 mph
90 - 95	Speed bin totals 90 - 95 mph

Heading	Description
>PSL	Greater than the posted speed limit
>PSL%	Greater than the posted speed limit as a percentage
>SL1 ACPO	Greater than ACPO (Association of Chief Police Officers) standard. ACPO is PSL x 10%+2mph
>SL1% ACPO	Greater than ACPO displayed as a percentage
>SL2 DfT	Greater than DfT (Department For Transport) standard. DfT is PSL plus 15mph.
>SL2% DfT	Greater than DfT displayed as a percentage
Mean	Average speed
Vpp 85	85th percentile speed



15719 - MILTON KEYNES
JULY 2024
AUTOMATIC TRAFFIC COUNT

95 - 100	Speed bin totals 95 - 100 mph
100 - 105	Speed bin totals 100 - 105 mph
105 - 110	Speed bin totals 105 - 110 mph
110 - 115	Speed bin totals 110 - 115 mph
115 - 120	Speed bin totals 115 - 120 mph
120 - 125	Speed bin totals 120 - 125 mph
125 - 130	Speed bin totals 125 - 130 mph
130 - 135	Speed bin totals 130 - 135 mph
135 - 140	Speed bin totals 135 - 140 mph

Site No.	Location.	Direction.	Speed Limit - PSL (mph)	Start Date.	End Date.	Total Vehicles.	5 Day Ave.	7 Day Ave.	No. > Speed Limit.	% > Speed Limit.	No. > ACPO Limit.	% > ACPO Limit.	No. > DfT Limit.	% > DfT Limit.	Mean Speed	85%ile Speed
3A&B	BRICKHILL ROAD NORTH - attached to POST	Northbound	50	04 July 2024	10 July 2024	50760	7690	7251	2854	5.6	681	1.3	122	0.2	39.5	45.2
		Southbound	50	04 July 2024	10 July 2024	51782	7770	7397	680	1.3	113	0.2	16	0.0	36.5	41.2

Site 3A&B
 Location BRICKHILL ROAD NORTH - attached to POST
 Direction Northbound

15719 - MILTON KEYNES
 JULY 2024
 AUTOMATIC TRAFFIC COUNT

04 July 2024 Thursday

Time	Total	Classification												JPSL 50	JPSL% 50	JSL1 57 ACPO	JSL1% 57 ACPO	JSL2 65 DfT	JSL2% 65 DfT	Mean	Vpp 85
		1 MCL	2 SV	3 SVT	4 TB2	5 TB3	6 T4	7 ART3	8 ART4	9 ART5	10 ART6	11 BD	12 DRT								
0100	19	0	17	0	0	0	0	0	1	1	0	0	0	1	5.3	0	0.0	0	0.0	38.7	45.4
0200	25	0	19	0	1	0	0	0	3	1	1	0	0	2	8.0	0	0.0	0	0.0	40.1	46.4
0300	26	1	16	0	7	0	1	0	0	1	0	0	0	2	7.7	0	0.0	0	0.0	40.3	48.1
0400	41	0	31	0	7	0	2	0	0	1	0	0	0	5	12.2	1	2.4	0	0.0	42.1	49.4
0500	144	4	117	1	20	1	1	0	0	0	0	0	0	9	6.3	3	2.1	0	0.0	41.9	47.3
0600	273	2	230	0	35	0	4	0	1	0	1	0	0	26	9.5	1	0.4	0	0.0	42.1	48.4
0700	588	0	501	2	77	3	1	2	0	1	1	0	0	44	7.5	11	1.9	2	0.3	39.5	46
0800	752	10	674	3	53	0	6	0	2	0	3	0	1	49	6.5	12	1.6	1	0.1	39.1	45.7
0900	521	2	432	6	66	2	2	2	3	4	2	0	0	31	6.0	12	2.3	2	0.4	39.5	44.5
1000	476	2	381	1	75	2	7	0	5	2	1	0	0	21	4.4	8	1.7	2	0.4	38.7	44.1
1100	483	2	394	2	70	5	5	0	2	1	2	0	0	25	5.2	3	0.6	0	0.0	38.4	44.4
1200	460	2	383	3	61	2	2	0	1	5	0	1	0	18	3.9	6	1.3	0	0.0	38.7	45
1300	479	8	372	3	80	3	7	0	2	3	1	0	0	29	6.1	7	1.5	2	0.4	39.5	44.9
1400	497	4	421	0	59	0	7	0	4	1	1	0	0	33	6.6	8	1.6	1	0.2	40	45.8
1500	542	6	440	3	78	1	6	0	4	1	3	0	0	32	5.9	7	1.3	3	0.6	38.8	44.7
1600	543	5	466	2	61	1	3	1	0	3	0	0	1	24	4.4	5	0.9	0	0.0	39.4	44.8
1700	571	3	522	0	39	1	1	1	3	0	1	0	0	26	4.6	13	2.3	1	0.2	39.6	44.8
1800	560	6	507	2	41	0	0	0	4	0	0	0	0	51	9.1	10	1.8	2	0.4	41.4	47.4
1900	431	1	391	2	28	1	0	0	7	0	1	0	0	42	9.7	13	3.0	2	0.5	40.9	47
2000	297	5	262	3	22	0	1	0	3	1	0	0	0	30	10.1	13	4.4	3	1.0	41.8	47.3
2100	199	4	187	0	8	0	0	0	0	0	0	0	0	26	13.1	5	2.5	2	1.0	41.9	49
2200	129	0	122	0	5	0	1	0	0	0	1	0	0	13	10.1	2	1.6	1	0.8	41.2	48.9
2300	62	0	55	0	4	0	0	0	2	0	1	0	0	4	6.5	0	0.0	0	0.0	40.1	45.9
07-19	6472	50	5493	27	760	20	47	6	30	21	15	1	2	383	5.9	102	1.6	16	0.2	39.4	45.1
06-22	7672	62	6563	32	853	21	52	6	41	22	17	1	2	507	6.6	134	1.7	23	0.3	39.7	45.5
06-00	7863	62	6740	32	862	21	53	6	43	22	19	1	2	524	6.7	136	1.7	24	0.3	39.8	45.5
00-00	8147	67	6963	33	901	22	57	6	48	26	21	1	2	543	6.7	140	1.7	24	0.3	39.8	45.6

Site 3A&B
 Location BRICKHILL ROAD NORTH - attached to POST
 Direction Northbound

15719 - MILTON KEYNES
 JULY 2024
 AUTOMATIC TRAFFIC COUNT

05 July 2024 Friday

Time	Total	Classification												JPSL 50	JPSL% 50	JSL1 57 ACPO	JSL1% 57 ACPO	JSL2 65 DfT	JSL2% 65 DfT	Mean	Vpp 85
		1 MCL	2 SV	3 SVT	4 TB2	5 TB3	6 T4	7 ART3	8 ART4	9 ART5	10 ART6	11 BD	12 DRT								
0000	40	0	35	0	5	0	0	0	0	0	0	0	0	1	2.5	0	0.0	0	0.0	39.1	45.8
0100	40	0	32	0	7	0	0	0	1	0	0	0	0	4	10.0	2	5.0	0	0.0	42.5	47.5
0200	20	0	18	0	1	0	1	0	0	0	0	0	0	2	10.0	1	5.0	1	5.0	43.1	49.5
0300	27	1	18	0	5	0	2	0	1	0	0	0	0	5	18.5	1	3.7	0	0.0	43	50.9
0400	42	0	32	0	9	0	0	0	0	1	0	0	0	5	11.9	1	2.4	0	0.0	41.7	47.8
0500	136	2	115	1	15	1	0	0	0	1	1	0	0	18	13.2	1	0.7	0	0.0	43.2	49.7
0600	273	1	222	1	43	1	1	0	2	2	0	0	0	23	8.4	5	1.8	2	0.7	40.6	47.5
0700	537	1	465	3	65	0	0	0	1	0	2	0	0	27	5.0	6	1.1	2	0.4	38.4	45.2
0800	642	2	566	0	67	2	0	0	2	2	1	0	0	25	3.9	5	0.8	0	0.0	37.7	44.3
0900	491	3	418	1	51	4	5	2	4	2	1	0	0	15	3.1	4	0.8	1	0.2	37.6	42.7
1000	475	1	396	1	64	1	10	0	1	0	1	0	0	12	2.5	1	0.2	0	0.0	37.2	43
1100	490	1	405	4	59	1	8	1	2	2	7	0	0	12	2.4	3	0.6	0	0.0	37.6	42.4
1200	544	1	470	4	54	1	11	1	0	1	0	0	1	30	5.5	4	0.7	0	0.0	38.2	44.2
1300	563	3	452	3	83	0	11	2	5	1	3	0	0	24	4.3	6	1.1	1	0.2	38.6	44.5
1400	528	2	448	1	63	1	5	0	4	1	3	0	0	23	4.4	5	0.9	0	0.0	38.8	44.8
1500	556	5	469	1	73	1	0	1	3	1	2	0	0	26	4.7	5	0.9	0	0.0	39.5	45.3
1600	594	7	525	3	51	0	2	0	3	2	1	0	0	40	6.7	13	2.2	2	0.3	39.3	45.7
1700	575	0	533	1	35	1	0	0	1	1	3	0	0	33	5.7	6	1.0	1	0.2	38.9	44.7
1800	531	1	487	3	33	0	0	0	6	0	1	0	0	17	3.2	2	0.4	0	0.0	37.9	43.5
1900	360	0	339	2	18	0	0	0	1	0	0	0	0	13	3.6	3	0.8	1	0.3	38.4	43.3
2000	272	0	256	0	16	0	0	0	0	0	0	0	0	13	4.8	6	2.2	3	1.1	39.4	44
2100	168	1	158	1	8	0	0	0	0	0	0	0	0	11	6.5	4	2.4	0	0.0	39.5	44.5
2200	142	0	136	0	5	0	0	0	1	0	0	0	0	4	2.8	0	0.0	0	0.0	37.9	43.8
2300	119	0	113	1	3	0	0	0	0	1	1	0	0	3	2.5	1	0.8	0	0.0	39	43.5
07-19	6526	27	5634	25	698	12	52	7	32	13	25	0	1	284	4.4	60	0.9	7	0.1	38.4	44.3
06-22	7599	29	6609	29	783	13	53	7	35	15	25	0	1	344	4.5	78	1.0	13	0.2	38.5	44.4
06-00	7860	29	6858	30	791	13	53	7	36	16	26	0	1	351	4.5	79	1.0	13	0.2	38.5	44.4
00-00	8165	32	7108	31	833	14	56	7	38	18	27	0	1	386	4.7	85	1.0	14	0.2	38.6	44.6

Site 3A&B
 Location BRICKHILL ROAD NORTH - attached to POST
 Direction Northbound

15719 - MILTON KEYNES
 JULY 2024
 AUTOMATIC TRAFFIC COUNT

06 July 2024 Saturday

Time	Total	Classification												JPSL 50	JPSL% 50	JSL1 57 ACPO	JSL1% 57 ACPO	JSL2 65 DfT	JSL2% 65 DfT	Mean	Vpp 85
		1 MCL	2 SV	3 SVT	4 TB2	5 TB3	6 T4	7 ART3	8 ART4	9 ART5	10 ART6	11 BD	12 DRT								
0000	62	1	56	0	3	1	0	0	0	1	0	0	0	2	3.2	1	1.6	0	0.0	39.5	44.8
0100	31	0	26	0	5	0	0	0	0	0	0	0	0	1	3.2	0	0.0	0	0.0	39.4	43.2
0200	32	1	30	0	1	0	0	0	0	0	0	0	0	1	3.1	0	0.0	0	0.0	38.3	43.1
0300	23	0	18	0	5	0	0	0	0	0	0	0	0	0	0.0	0	0.0	0	0.0	38.9	44.3
0400	40	1	36	0	3	0	0	0	0	0	0	0	0	1	2.5	1	2.5	0	0.0	40.7	45
0500	84	0	73	1	7	0	0	0	0	2	1	0	0	3	3.6	0	0.0	0	0.0	40.4	46.3
0600	125	1	108	0	15	0	0	0	0	1	0	0	0	5	4.0	1	0.8	0	0.0	40.7	46.4
0700	223	2	195	1	23	0	1	0	1	0	0	0	0	15	6.7	2	0.9	0	0.0	40.7	46.5
0800	300	1	269	0	28	0	1	1	0	0	0	0	0	18	6.0	3	1.0	0	0.0	39.7	45.2
0900	410	1	382	1	25	0	1	0	0	0	0	0	0	11	2.7	0	0.0	0	0.0	37.8	43.4
1000	489	1	452	3	27	1	0	0	3	0	2	0	0	10	2.0	2	0.4	0	0.0	37.2	42.4
1100	529	4	493	2	27	0	1	0	1	1	0	0	0	14	2.6	3	0.6	0	0.0	37.1	42.1
1200	532	4	502	2	21	0	0	0	3	0	0	0	0	22	4.1	7	1.3	0	0.0	37.8	43.5
1300	525	2	490	2	25	1	0	0	3	1	0	0	1	12	2.3	2	0.4	1	0.2	38	43.2
1400	497	4	463	4	25	0	0	0	1	0	0	0	0	34	6.8	10	2.0	2	0.4	39.5	44.6
1500	454	1	427	1	20	1	0	1	1	1	0	0	1	26	5.7	6	1.3	0	0.0	39.7	45
1600	482	3	451	2	23	0	0	0	3	0	0	0	0	29	6.0	8	1.7	0	0.0	40	45
1700	341	5	319	0	14	1	1	0	0	0	1	0	0	21	6.2	5	1.5	1	0.3	41.2	46.4
1800	219	2	203	1	12	0	0	0	1	0	0	0	0	15	6.8	4	1.8	1	0.5	41.3	45.7
1900	218	3	204	0	10	0	0	0	0	1	0	0	0	14	6.4	6	2.8	2	0.9	41.5	46.6
2000	268	1	258	0	8	0	1	0	0	0	0	0	0	23	8.6	1	0.4	0	0.0	41.8	47.5
2100	193	3	182	0	5	0	0	1	2	0	0	0	0	20	10.4	6	3.1	2	1.0	41	47.8
2200	176	0	166	0	9	0	0	0	0	0	1	0	0	10	5.7	2	1.1	0	0.0	40.6	46.3
2300	106	1	100	0	5	0	0	0	0	0	0	0	0	8	7.5	2	1.9	0	0.0	40.2	45.7
07-19	5001	30	4646	19	270	4	5	2	17	3	3	0	2	227	4.5	52	1.0	5	0.1	38.9	44.5
06-22	5805	38	5398	19	308	4	6	3	19	5	3	0	2	289	5.0	66	1.1	9	0.2	39.2	44.8
06-00	6087	39	5664	19	322	4	6	3	19	5	4	0	2	307	5.0	70	1.2	9	0.1	39.3	44.9
00-00	6359	42	5903	20	346	5	6	3	19	8	5	0	2	315	5.0	72	1.1	9	0.1	39.3	44.9

Site 3A&B
 Location BRICKHILL ROAD NORTH - attached to POST
 Direction Northbound

15719 - MILTON KEYNES
 JULY 2024
 AUTOMATIC TRAFFIC COUNT

07 July 2024 Sunday

Time	Total	Classification												JPSL 50	JPSL% 50	JSL1 57 ACPO	JSL1% 57 ACPO	JSL2 65 DfT	JSL2% 65 DfT	Mean	Vpp 85
		1 MCL	2 SV	3 SVT	4 TB2	5 TB3	6 T4	7 ART3	8 ART4	9 ART5	10 ART6	11 BD	12 DRT								
0000	89	1	76	0	10	0	0	0	1	1	0	0	0	3	3.4	1	1.1	0	0.0	40.2	46.7
0100	61	1	56	0	3	0	0	0	1	0	0	0	0	1	1.6	0	0.0	0	0.0	40.5	45.3
0200	47	0	47	0	0	0	0	0	0	0	0	0	0	6	12.8	2	4.3	2	4.3	42.6	49.2
0300	34	0	32	0	1	0	0	0	1	0	0	0	0	1	2.9	0	0.0	0	0.0	38.5	46.1
0400	41	1	37	0	3	0	0	0	0	0	0	0	0	2	4.9	0	0.0	0	0.0	42.2	47
0500	83	0	73	0	8	0	0	0	0	1	1	0	0	5	6.0	1	1.2	1	1.2	41.2	46
0600	89	0	86	0	3	0	0	0	0	0	0	0	0	5	5.6	0	0.0	0	0.0	42.4	47.4
0700	146	4	126	0	15	0	0	0	1	0	0	0	0	12	8.2	6	4.1	1	0.7	41.6	46.8
0800	183	2	166	1	13	0	0	0	0	1	0	0	0	18	9.8	5	2.7	2	1.1	41.4	48
0900	300	6	282	1	11	0	0	0	0	0	0	0	0	19	6.3	2	0.7	1	0.3	40.5	46.4
1000	454	5	420	3	23	0	0	0	2	0	1	0	0	20	4.4	6	1.3	2	0.4	39.4	44.8
1100	508	4	478	3	20	0	0	0	1	1	1	0	0	16	3.2	2	0.4	0	0.0	38.6	43.5
1200	522	3	492	3	21	0	1	0	1	0	1	0	0	10	1.9	2	0.4	1	0.2	37.2	42.6
1300	479	4	451	3	18	0	0	0	3	0	0	0	0	28	5.8	3	0.6	1	0.2	39	45.7
1400	478	5	448	3	22	0	0	0	0	0	0	0	0	23	4.8	6	1.3	0	0.0	39.5	45.2
1500	409	2	387	2	15	0	0	0	2	1	0	0	0	21	5.1	2	0.5	0	0.0	40	45.5
1600	401	0	377	2	22	0	0	0	0	0	0	0	0	15	3.7	4	1.0	0	0.0	39.3	44.7
1700	411	1	393	1	14	1	0	0	0	0	1	0	0	30	7.3	3	0.7	1	0.2	40.3	45.7
1800	332	4	306	0	21	0	0	0	0	1	0	0	0	29	8.7	7	2.1	2	0.6	41.2	46.3
1900	282	1	264	3	12	0	0	0	0	0	2	0	0	28	9.9	9	3.2	2	0.7	41.6	47.5
2000	209	5	193	0	9	0	1	0	0	1	0	0	0	15	7.2	4	1.9	1	0.5	40.9	46.2
2100	217	1	205	1	9	1	0	0	0	0	0	0	0	32	14.8	13	6.0	7	3.2	42.8	49.9
2200	107	0	97	0	10	0	0	0	0	0	0	0	0	2	1.9	2	1.9	1	0.9	39.3	44
2300	68	1	60	0	4	0	0	0	0	3	0	0	0	6	8.8	3	4.4	0	0.0	41	46.8
07-19	4623	40	4326	22	215	1	1	0	10	4	4	0	0	241	5.2	48	1.0	11	0.2	39.5	45.2
06-22	5420	47	5074	26	248	2	2	0	10	5	6	0	0	321	5.9	74	1.4	21	0.4	39.8	45.5
06-00	5595	48	5231	26	262	2	2	0	10	8	6	0	0	329	5.9	79	1.4	22	0.4	39.8	45.4
00-00	5950	51	5552	26	287	2	2	0	13	10	7	0	0	347	5.8	83	1.4	25	0.4	39.9	45.5

Site 3A&B
 Location BRICKHILL ROAD NORTH - attached to POST
 Direction Northbound

15719 - MILTON KEYNES
 JULY 2024
 AUTOMATIC TRAFFIC COUNT

08 July 2024 Monday

Time	Total	Classification												JPSL 50	JPSL% 50	JSL1 57 ACPO	JSL1% 57 ACPO	JSL2 65 DfT	JSL2% 65 DfT	Mean	Vpp 85
		1 MCL	2 SV	3 SVT	4 TB2	5 TB3	6 T4	7 ART3	8 ART4	9 ART5	10 ART6	11 BD	12 DRT								
0000	57	1	47	0	5	0	1	0	2	1	0	0	0	3	5.3	0	0.0	0	0.0	39.6	46.4
0100	16	0	11	0	4	0	0	0	0	0	1	0	0	1	6.3	1	6.3	0	0.0	43.6	49.2
0200	17	0	14	0	2	1	0	0	0	0	0	0	0	2	11.8	1	5.9	0	0.0	41.1	48.4
0300	21	0	14	0	4	0	1	0	1	0	1	0	0	3	14.3	0	0.0	0	0.0	41.8	51.2
0400	53	0	45	0	8	0	0	0	0	0	0	0	0	4	7.5	0	0.0	0	0.0	41.7	48.1
0500	151	3	123	2	18	0	0	0	0	2	3	0	0	16	10.6	2	1.3	0	0.0	42.4	48.6
0600	260	1	218	2	35	0	1	0	1	2	0	0	0	14	5.4	2	0.8	0	0.0	41.4	46.6
0700	566	1	488	4	66	2	2	1	2	0	0	0	0	32	5.7	5	0.9	0	0.0	39.9	45.8
0800	708	2	640	1	54	2	4	1	2	1	1	0	0	49	6.9	7	1.0	2	0.3	39.8	46.2
0900	463	3	388	1	54	3	4	0	3	5	2	0	0	23	5.0	4	0.9	0	0.0	39.5	44.8
1000	386	1	315	3	52	0	11	0	1	2	1	0	0	11	2.9	1	0.3	0	0.0	38.1	43.6
1100	421	1	338	3	61	3	8	0	3	1	3	0	0	16	3.8	2	0.5	1	0.2	38.6	44.8
1200	401	3	310	5	71	3	5	0	1	2	0	1	0	20	5.0	4	1.0	1	0.2	39.4	45.5
1300	505	8	411	3	68	1	8	0	3	2	1	0	0	27	5.3	8	1.6	3	0.6	39.5	45.4
1400	521	2	427	4	69	1	2	0	8	3	4	0	1	43	8.3	6	1.2	1	0.2	40.2	46.6
1500	529	2	437	2	73	5	5	0	2	0	2	0	1	24	4.5	2	0.4	0	0.0	38.1	44.1
1600	511	3	440	1	57	2	1	0	3	3	1	0	0	17	3.3	3	0.6	0	0.0	37.9	43.3
1700	508	4	453	3	43	0	1	1	0	2	1	0	0	26	5.1	8	1.6	0	0.0	39	44.5
1800	420	4	387	1	27	0	0	0	1	0	0	0	0	23	5.5	7	1.7	0	0.0	40.5	45.5
1900	290	0	267	1	21	0	0	0	1	0	0	0	0	25	8.6	4	1.4	0	0.0	41.2	47.1
2000	204	2	188	0	14	0	0	0	0	0	0	0	0	11	5.4	3	1.5	0	0.0	40.4	45.6
2100	170	0	157	0	9	0	2	0	2	0	0	0	0	8	4.7	2	1.2	0	0.0	39.8	44.6
2200	86	0	82	0	4	0	0	0	0	0	0	0	0	4	4.7	0	0.0	0	0.0	38.8	43.9
2300	58	0	52	0	3	0	1	0	0	2	0	0	0	5	8.6	0	0.0	0	0.0	39.9	45.4
07-19	5939	34	5034	31	695	22	51	3	29	21	16	1	2	311	5.2	57	1.0	8	0.1	39.2	45.1
06-22	6863	37	5864	34	774	22	54	3	33	23	16	1	2	369	5.4	68	1.0	8	0.1	39.5	45.2
06-00	7007	37	5998	34	781	22	55	3	33	25	16	1	2	378	5.4	68	1.0	8	0.1	39.5	45.2
00-00	7322	41	6252	36	822	23	57	3	36	28	21	1	2	407	5.6	72	1.0	8	0.1	39.6	45.4

Site 3A&B
 Location BRICKHILL ROAD NORTH - attached to POST
 Direction Northbound

15719 - MILTON KEYNES
 JULY 2024
 AUTOMATIC TRAFFIC COUNT

09 July 2024 Tuesday

Time	Total	Classification												JPSL 50	JPSL% 50	JSL1 57 ACPO	JSL1% 57 ACPO	JSL2 65 DfT	JSL2% 65 DfT	Mean	Vpp 85
		1 MCL	2 SV	3 SVT	4 TB2	5 TB3	6 T4	7 ART3	8 ART4	9 ART5	10 ART6	11 BD	12 DRT								
0000	40	1	35	0	3	0	0	0	0	0	1	0	0	2	5.0	2	5.0	0	0.0	40.5	44.4
0100	26	0	18	0	7	0	0	0	0	1	0	0	0	3	11.5	0	0.0	0	0.0	39.9	48.3
0200	24	0	14	0	7	0	0	0	2	1	0	0	0	0	0.0	0	0.0	0	0.0	38.6	43.2
0300	28	0	22	0	4	1	0	0	0	1	0	0	0	1	3.6	0	0.0	0	0.0	40	45.7
0400	55	1	48	0	3	0	0	0	2	0	1	0	0	1	1.8	1	1.8	0	0.0	40	45.3
0500	140	1	115	1	21	0	0	0	0	2	0	0	0	8	5.7	1	0.7	0	0.0	41.2	46.5
0600	287	3	241	0	37	1	3	0	1	1	0	0	0	15	5.2	2	0.7	0	0.0	40.4	45.8
0700	599	0	534	1	60	0	1	0	3	0	0	0	0	32	5.3	5	0.8	1	0.2	38.4	44.3
0800	730	2	654	2	61	2	1	1	2	3	1	0	1	28	3.8	6	0.8	1	0.1	37.5	43.9
0900	475	3	410	1	49	4	3	1	2	1	1	0	0	24	5.1	6	1.3	0	0.0	38.8	44.7
1000	403	2	325	0	65	2	2	1	2	2	2	0	0	16	4.0	6	1.5	0	0.0	38.6	44.5
1100	392	2	324	3	60	0	0	0	1	1	1	0	0	17	4.3	4	1.0	1	0.3	38.9	44.1
1200	453	3	361	3	70	1	3	1	5	4	2	0	0	16	3.5	5	1.1	1	0.2	38.7	44.3
1300	432	7	343	3	68	1	3	0	5	2	0	0	0	19	4.4	7	1.6	1	0.2	38.8	43.9
1400	492	2	415	1	59	1	3	1	5	2	3	0	0	24	4.9	5	1.0	0	0.0	39.2	45.1
1500	552	3	462	2	71	2	5	1	2	3	1	0	0	29	5.3	10	1.8	2	0.4	39.5	45.4
1600	528	1	469	1	47	2	3	0	3	0	2	0	0	25	4.7	7	1.3	2	0.4	38.3	43.8
1700	540	2	512	0	23	0	0	1	1	0	1	0	0	24	4.4	5	0.9	2	0.4	38.7	44.2
1800	447	2	408	4	32	0	0	0	1	0	0	0	0	25	5.6	10	2.2	2	0.4	39.9	45.5
1900	305	0	284	2	15	0	0	1	2	0	1	0	0	15	4.9	2	0.7	2	0.7	40.4	45.5
2000	208	1	190	0	15	0	0	0	0	1	1	0	0	16	7.7	3	1.4	2	1.0	41.5	47.1
2100	173	0	158	1	11	1	1	0	0	1	0	0	0	16	9.2	5	2.9	1	0.6	41.2	47.4
2200	105	0	99	1	5	0	0	0	0	0	0	0	0	9	8.6	4	3.8	1	1.0	41.5	46.8
2300	80	2	72	0	4	0	1	0	0	1	0	0	0	8	10.0	2	2.5	0	0.0	41.5	48.5
07-19	6043	29	5217	21	665	15	24	7	32	18	14	0	1	279	4.6	76	1.3	13	0.2	38.7	44.5
06-22	7016	33	6090	24	743	17	28	8	35	21	16	0	1	341	4.9	88	1.3	18	0.3	39	44.9
06-00	7201	35	6261	25	752	17	29	8	35	22	16	0	1	358	5.0	94	1.3	19	0.3	39.1	44.9
00-00	7514	38	6513	26	797	18	29	8	39	27	18	0	1	373	5.0	98	1.3	19	0.3	39.1	44.9

Site 3A&B
 Location BRICKHILL ROAD NORTH - attached to POST
 Direction Northbound

15719 - MILTON KEYNES
 JULY 2024
 AUTOMATIC TRAFFIC COUNT

10 July 2024 Wednesday

Time	Total	Classification												JPSL 50	JPSL% 50	JSL1 57 ACPO	JSL1% 57 ACPO	JSL2 65 DfT	JSL2% 65 DfT	Mean	Vpp 85
		1 MCL	2 SV	3 SVT	4 TB2	5 TB3	6 T4	7 ART3	8 ART4	9 ART5	10 ART6	11 BD	12 DRT								
0000	63	0	54	0	8	0	0	0	1	0	0	0	0	7	11.1	2	3.2	1	1.6	42.7	49.5
0100	34	0	23	0	9	0	0	0	2	0	0	0	0	6	17.7	4	11.8	1	2.9	43.9	52.8
0200	21	1	15	0	4	0	0	0	0	1	0	0	0	1	4.8	0	0.0	0	0.0	40.3	47.3
0300	27	0	20	0	6	0	0	0	1	0	0	0	0	1	3.7	0	0.0	0	0.0	41.6	48.4
0400	45	0	37	0	5	0	0	0	1	1	1	0	0	3	6.7	0	0.0	0	0.0	40.7	48
0500	151	3	131	0	12	2	0	0	1	1	1	0	0	17	11.3	3	2.0	0	0.0	42.7	48.5
0600	273	3	238	0	32	0	0	0	0	0	0	0	0	39	14.3	9	3.3	2	0.7	43	50
0700	568	2	481	0	74	4	3	1	2	1	0	0	0	33	5.8	10	1.8	2	0.4	39.1	45.9
0800	707	5	645	1	47	1	2	0	2	2	1	0	1	45	6.4	10	1.4	2	0.3	38.9	44.8
0900	430	3	354	3	64	1	1	0	1	0	3	0	0	22	5.1	6	1.4	0	0.0	38.8	44
1000	378	0	303	3	62	2	1	0	2	4	1	0	0	14	3.7	5	1.3	1	0.3	39.3	44.1
1100	413	0	354	6	39	3	5	0	1	3	2	0	0	11	2.7	3	0.7	0	0.0	38.5	43.6
1200	435	2	362	2	59	0	4	0	2	3	1	0	0	14	3.2	2	0.5	0	0.0	38.1	43.4
1300	415	8	343	2	53	1	5	0	1	1	1	0	0	26	6.3	13	3.1	1	0.2	40.4	46.6
1400	447	8	363	1	61	4	5	0	2	1	2	0	0	26	5.8	6	1.3	1	0.2	39.3	44.8
1500	442	5	367	7	57	0	3	0	0	1	2	0	0	31	7.0	10	2.3	1	0.2	40.7	45.9
1600	564	3	495	3	58	1	1	0	1	1	1	0	0	30	5.3	14	2.5	3	0.5	38.9	43.8
1700	538	2	479	2	51	1	0	0	1	1	1	0	0	40	7.4	9	1.7	4	0.7	40.7	46
1800	451	4	425	1	20	0	0	0	0	0	1	0	0	43	9.5	9	2.0	3	0.7	41	47.3
1900	332	3	304	1	19	2	0	0	3	0	0	0	0	24	7.2	5	1.5	0	0.0	41.2	47.1
2000	196	5	178	0	9	0	1	0	0	0	3	0	0	25	12.8	5	2.6	1	0.5	42.3	49.2
2100	127	2	114	0	7	0	2	0	0	2	0	0	0	6	4.7	0	0.0	0	0.0	40.4	46.6
2200	162	0	149	0	11	0	1	0	1	0	0	0	0	11	6.8	3	1.9	0	0.0	41.5	47.2
2300	84	0	77	0	5	0	0	0	0	2	0	0	0	8	9.5	3	3.6	0	0.0	41.8	48.6
07-19	5788	42	4971	31	645	18	30	1	15	18	16	0	1	335	5.8	97	1.7	18	0.3	39.5	45.1
06-22	6716	55	5805	32	712	20	33	1	18	20	19	0	1	429	6.4	116	1.7	21	0.3	39.8	45.6
06-00	6962	55	6031	32	728	20	34	1	19	22	19	0	1	448	6.4	122	1.8	21	0.3	39.9	45.7
00-00	7303	59	6311	32	772	22	34	1	25	25	21	0	1	483	6.6	131	1.8	23	0.3	40	45.9

Site 3A&B
 Location BRICKHILL ROAD NORTH - attached to POST
 Direction Northbound
 Virtual Day (7)

15719 - MILTON KEYNES
 JULY 2024
 AUTOMATIC TRAFFIC COUNT

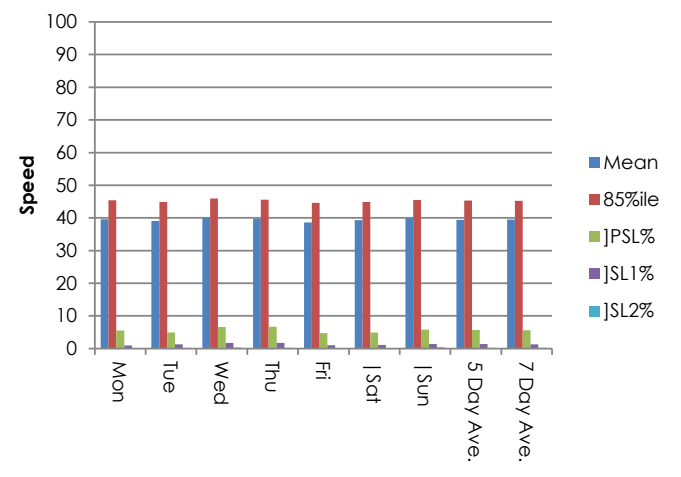
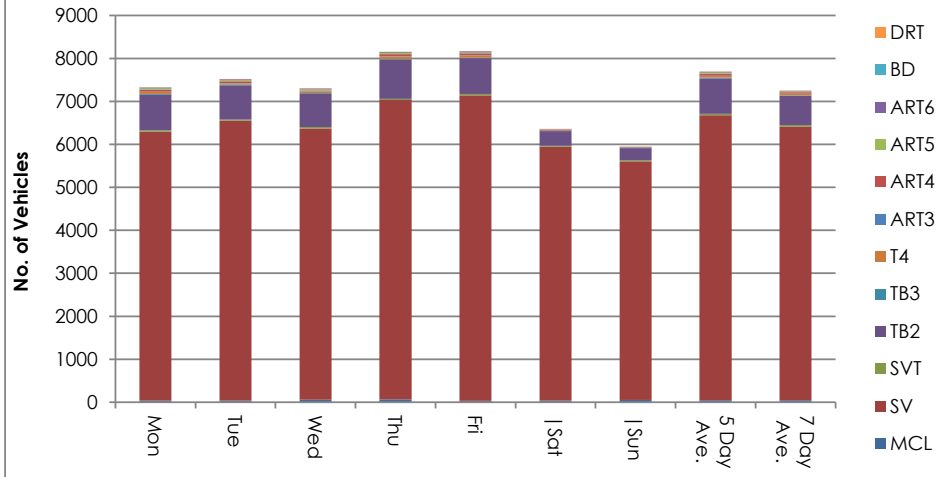
Time	Total	Classification												JPSL 50	JPSL% 50	JSL1 57 ACPO	JSL1% 57 ACPO	JSL2 65 DfT	JSL2% 65 DfT	Mean	Vpp 85
		1 MCL	2 SV	3 SVT	4 TB2	5 TB3	6 T4	7 ART3	8 ART4	9 ART5	10 ART6	11 BD	12 DRT								
0000	54	1	47	0	5	0	0	0	1	0	0	0	0	3	4.7	1	1.6	0	0.3	40.2	46
0100	32	0	26	0	5	0	0	0	1	0	0	0	0	2	7.5	1	3.1	0	0.4	41.2	47.4
0200	27	0	22	0	2	0	0	0	1	0	0	0	0	2	7.5	1	2.2	0	1.6	40.7	47.1
0300	27	0	20	0	5	0	1	0	1	0	0	0	0	2	7.0	0	0.5	0	0.0	40.5	47.4
0400	45	0	38	0	5	0	0	0	0	0	0	0	0	3	6.6	1	1.3	0	0.0	41.2	46.4
0500	127	2	107	1	14	1	0	0	0	1	1	0	0	11	8.5	2	1.2	0	0.1	42	47.9
0600	226	2	192	0	29	0	1	0	1	1	0	0	0	18	8.0	3	1.3	1	0.3	41.5	47.4
0700	461	1	399	2	54	1	1	1	1	0	0	0	0	28	6.0	6	1.4	1	0.2	39.3	45.6
0800	575	3	516	1	46	1	2	0	1	1	1	0	0	33	5.8	7	1.2	1	0.2	38.8	45.2
0900	441	3	381	2	46	2	2	1	2	2	1	0	0	21	4.7	5	1.1	1	0.1	38.9	44.3
1000	437	2	370	2	53	1	4	0	2	1	1	0	0	15	3.4	4	0.9	1	0.2	38.3	43.7
1100	462	2	398	3	48	2	4	0	2	1	2	0	0	16	3.4	3	0.6	0	0.1	38.2	43.5
1200	478	3	411	3	51	1	4	0	2	2	1	0	0	19	3.9	4	0.9	0	0.1	38.3	43.9
1300	485	6	409	3	56	1	5	0	3	1	1	0	0	24	4.9	7	1.4	1	0.3	39.1	44.7
1400	494	4	426	2	51	1	3	0	3	1	2	0	0	29	6.0	7	1.3	1	0.1	39.5	45.2
1500	498	3	427	3	55	1	3	0	2	1	1	0	0	27	5.4	6	1.2	1	0.2	39.4	45.2
1600	518	3	460	2	46	1	1	0	2	1	1	0	0	26	5.0	8	1.5	1	0.2	39	44.6
1700	498	2	459	1	31	1	0	0	1	1	1	0	0	29	5.7	7	1.4	1	0.3	39.7	45.1
1800	423	3	389	2	27	0	0	0	2	0	0	0	0	29	6.9	7	1.7	1	0.3	40.3	45.9
1900	317	1	293	2	18	0	0	0	2	0	1	0	0	23	7.3	6	1.9	1	0.4	40.7	46.1
2000	236	3	218	0	13	0	1	0	0	0	1	0	0	19	8.0	5	2.1	1	0.6	41.1	46.8
2100	178	2	166	0	8	0	1	0	1	0	0	0	0	17	9.5	5	2.8	2	1.0	41	47.1
2200	130	0	122	0	7	0	0	0	0	0	0	0	0	8	5.8	2	1.4	0	0.3	40.2	45.8
2300	82	1	76	0	4	0	0	0	0	1	0	0	0	6	7.3	2	1.9	0	0.0	40.4	46.2
07-19	5770	36	5046	25	564	13	30	4	24	14	13	0	1	294	5.1	70	1.2	11	0.2	39.1	44.8
06-22	6727	43	5915	28	632	14	33	4	27	16	15	0	1	371	5.5	89	1.3	16	0.2	39.3	45.1
06-00	6939	44	6112	28	643	14	33	4	28	17	15	0	1	385	5.5	93	1.3	17	0.2	39.4	45.1
00-00	7251	47	6372	29	680	15	34	4	31	20	17	0	1	408	5.6	97	1.3	17	0.2	39.5	45.2

Site 3A&B
 Location BRICKHILL ROAD NORTH - attached to POST
 Direction Northbound
 Virtual Week (1)

15719 - MILTON KEYNES
 JULY 2024
 AUTOMATIC TRAFFIC COUNT

Time	Total	Classification												JPSL 50	JPSL% 50	JSL1 57 ACPO	JSL1% 57 ACPO	JSL2 65 DfT	JSL2% 65 DfT	Mean	Vpp 85
		1 MCL	2 SV	3 SVT	4 TB2	5 TB3	6 T4	7 ART3	8 ART4	9 ART5	10 ART6	11 BD	12 DRT								
Mon	7322	41	6252	36	822	23	57	3	36	28	21	1	2	407	5.6	72	1.0	8	0.1	39.6	45.4
Tue	7514	38	6513	26	797	18	29	8	39	27	18	0	1	373	5.0	98	1.3	19	0.3	39.1	44.9
Wed	7303	59	6311	32	772	22	34	1	25	25	21	0	1	483	6.6	131	1.8	23	0.3	40	45.9
Thu	8147	67	6963	33	901	22	57	6	48	26	21	1	2	543	6.7	140	1.7	24	0.3	39.8	45.6
Fri	8165	32	7108	31	833	14	56	7	38	18	27	0	1	386	4.7	85	1.0	14	0.2	38.6	44.6
Sat	6359	42	5903	20	346	5	6	3	19	8	5	0	2	315	5.0	72	1.1	9	0.1	39.3	44.9
Sun	5950	51	5552	26	287	2	2	0	13	10	7	0	0	347	5.8	83	1.4	25	0.4	39.9	45.5
5 Day Ave.	7690	47	6629	32	825	20	47	5	37	25	22	0	1	438	5.7	105	1.4	18	0.2	39.4	45.3
7 Day Ave.	7251	47	6372	29	680	15	34	4	31	20	17	0	1	408	5.6	97	1.3	17	0.2	39.5	45.2
--	50760	330	44602	204	4758	106	241	28	218	142	120	2	9	2854	5.6	681	1.3	122	0.2	39.5	45.2

Summary Graphs



Site 3A&B
 Location BRICKHILL ROAD NORTH - attached to POST
 Direction Northbound
 04 July 2024 Thursday

15719 - MILTON KEYNES
 JULY 2024
 AUTOMATIC TRAFFIC COUNT

Time	Total	Speed Bins (mph)																											
		0 - 5	5 - 10	10 - 15	15 - 20	20 - 25	25 - 30	30 - 35	35 - 40	40 - 45	45 - 50	50 - 55	55 - 60	60 - 65	65 - 70	70 - 75	75 - 80	80 - 85	85 - 90	90 - 95	95 - 100	100 - 105	105 - 110	110 - 115	115 - 120	120 - 125	125 - 130	130 - 135	135 - 140
0100	19	0	0	0	0	0	1	4	7	4	2	0	1	0	0	0	0	0	0	0	0	0	0	0	0	0	0	0	0
0200	25	0	0	0	0	0	1	4	6	9	3	2	0	0	0	0	0	0	0	0	0	0	0	0	0	0	0	0	0
0300	26	0	0	0	0	1	0	7	3	7	6	2	0	0	0	0	0	0	0	0	0	0	0	0	0	0	0	0	0
0400	41	0	0	0	0	0	0	4	14	13	5	2	3	0	0	0	0	0	0	0	0	0	0	0	0	0	0	0	0
0500	144	0	0	0	0	1	0	13	41	52	28	5	3	1	0	0	0	0	0	0	0	0	0	0	0	0	0	0	0
0600	273	0	0	0	0	0	0	20	89	96	42	21	4	1	0	0	0	0	0	0	0	0	0	0	0	0	0	0	0
0700	588	0	0	0	0	1	16	134	203	132	58	30	6	6	2	0	0	0	0	0	0	0	0	0	0	0	0	0	0
0800	752	0	0	0	0	8	38	164	246	168	79	29	17	2	1	0	0	0	0	0	0	0	0	0	0	0	0	0	0
0900	521	0	0	0	0	0	16	92	211	129	42	16	7	6	2	0	0	0	0	0	0	0	0	0	0	0	0	0	0
1000	476	0	0	0	1	1	22	96	180	120	35	12	4	3	1	1	0	0	0	0	0	0	0	0	0	0	0	0	0
1100	483	0	0	0	2	4	22	109	173	113	35	16	6	3	0	0	0	0	0	0	0	0	0	0	0	0	0	0	0
1200	460	0	0	0	0	1	23	95	182	90	51	10	5	3	0	0	0	0	0	0	0	0	0	0	0	0	0	0	0
1300	479	0	0	0	0	3	7	104	165	130	41	14	10	3	1	1	0	0	0	0	0	0	0	0	0	0	0	0	0
1400	497	0	0	0	0	0	13	81	181	136	53	23	6	3	0	0	0	1	0	0	0	0	0	0	0	0	0	0	0
1500	542	0	0	0	0	2	23	140	171	129	45	19	9	1	3	0	0	0	0	0	0	0	0	0	0	0	0	0	0
1600	543	0	0	0	0	1	10	104	203	149	52	16	6	2	0	0	0	0	0	0	0	0	0	0	0	0	0	0	0
1700	571	0	0	0	0	0	13	99	230	149	54	12	6	7	1	0	0	0	0	0	0	0	0	0	0	0	0	0	0
1800	560	0	0	0	0	0	5	63	186	185	70	31	13	5	2	0	0	0	0	0	0	0	0	0	0	0	0	0	0
1900	431	0	0	0	0	0	8	56	153	128	44	23	14	3	2	0	0	0	0	0	0	0	0	0	0	0	0	0	0
2000	297	0	0	0	0	0	2	36	92	99	38	16	6	5	3	0	0	0	0	0	0	0	0	0	0	0	0	0	0
2100	199	0	0	0	0	0	1	25	67	55	25	20	2	2	1	1	0	0	0	0	0	0	0	0	0	0	0	0	0
2200	129	0	0	0	0	0	6	11	45	34	20	9	3	0	0	1	0	0	0	0	0	0	0	0	0	0	0	0	0
2300	62	0	0	0	0	0	1	8	23	18	8	3	1	0	0	0	0	0	0	0	0	0	0	0	0	0	0	0	0
07-19	6472	0	0	0	3	21	208	1281	2331	1630	615	228	95	44	13	2	0	1	0	0	0	0	0	0	0	0	0	0	0
06-22	7672	0	0	0	3	21	219	1418	2732	2008	764	308	121	55	19	3	0	1	0	0	0	0	0	0	0	0	0	0	0
06-00	7863	0	0	0	3	21	226	1437	2800	2060	792	320	125	55	19	4	0	1	0	0	0	0	0	0	0	0	0	0	0
00-00	8147	0	0	0	3	23	229	1474	2880	2157	838	331	132	56	19	4	0	1	0	0	0	0	0	0	0	0	0	0	0

Site 3A&B
 Location BRICKHILL ROAD NORTH - attached to POST
 Direction Northbound

15719 - MILTON KEYNES
 JULY 2024
 AUTOMATIC TRAFFIC COUNT

05 July 2024 Friday

Time	Total	Speed Bins (mph)																											
		0 - 5	5 - 10	10 - 15	15 - 20	20 - 25	25 - 30	30 - 35	35 - 40	40 - 45	45 - 50	50 - 55	55 - 60	60 - 65	65 - 70	70 - 75	75 - 80	80 - 85	85 - 90	90 - 95	95 - 100	100 - 105	105 - 110	110 - 115	115 - 120	120 - 125	125 - 130	130 - 135	135 - 140
0000	40	0	0	0	0	0	1	8	14	10	6	0	1	0	0	0	0	0	0	0	0	0	0	0	0	0	0	0	0
0100	40	0	0	0	0	0	1	2	12	13	8	2	1	1	0	0	0	0	0	0	0	0	0	0	0	0	0	0	0
0200	20	0	0	0	0	0	2	3	0	9	4	1	0	0	1	0	0	0	0	0	0	0	0	0	0	0	0	0	0
0300	27	0	0	0	0	1	0	3	7	4	7	4	1	0	0	0	0	0	0	0	0	0	0	0	0	0	0	0	0
0400	42	0	0	0	0	0	0	3	17	12	5	4	1	0	0	0	0	0	0	0	0	0	0	0	0	0	0	0	0
0500	136	0	0	0	0	1	0	9	31	42	35	12	6	0	0	0	0	0	0	0	0	0	0	0	0	0	0	0	0
0600	273	0	0	0	0	0	6	42	98	63	41	15	6	0	1	1	0	0	0	0	0	0	0	0	0	0	0	0	0
0700	537	0	0	0	0	7	29	139	177	100	58	17	7	1	2	0	0	0	0	0	0	0	0	0	0	0	0	0	0
0800	642	0	0	0	0	9	57	163	193	141	54	14	8	3	0	0	0	0	0	0	0	0	0	0	0	0	0	0	0
0900	491	0	0	0	0	0	28	134	192	93	29	11	2	1	0	1	0	0	0	0	0	0	0	0	0	0	0	0	0
1000	475	0	0	0	0	5	39	119	186	78	36	10	2	0	0	0	0	0	0	0	0	0	0	0	0	0	0	0	0
1100	490	0	0	0	0	1	16	135	209	96	21	9	2	1	0	0	0	0	0	0	0	0	0	0	0	0	0	0	0
1200	544	0	0	0	0	3	35	133	187	112	44	23	4	3	0	0	0	0	0	0	0	0	0	0	0	0	0	0	0
1300	563	0	0	0	0	2	26	139	192	130	50	16	4	3	1	0	0	0	0	0	0	0	0	0	0	0	0	0	0
1400	528	0	0	0	0	0	29	108	195	119	54	16	6	1	0	0	0	0	0	0	0	0	0	0	0	0	0	0	0
1500	556	0	0	0	0	0	7	110	215	130	68	17	7	2	0	0	0	0	0	0	0	0	0	0	0	0	0	0	0
1600	594	0	0	0	2	5	29	129	180	142	67	23	12	3	1	0	1	0	0	0	0	0	0	0	0	0	0	0	0
1700	575	0	0	0	2	5	18	126	206	137	48	23	8	1	1	0	0	0	0	0	0	0	0	0	0	0	0	0	0
1800	531	0	0	0	0	4	26	145	185	110	44	12	4	1	0	0	0	0	0	0	0	0	0	0	0	0	0	0	0
1900	360	0	0	0	0	0	15	92	132	87	21	8	3	1	0	1	0	0	0	0	0	0	0	0	0	0	0	0	0
2000	272	0	0	0	0	0	10	50	98	80	21	7	1	2	3	0	0	0	0	0	0	0	0	0	0	0	0	0	0
2100	168	0	0	0	0	0	4	32	63	46	12	6	4	1	0	0	0	0	0	0	0	0	0	0	0	0	0	0	0
2200	142	0	0	0	0	2	4	37	56	29	10	4	0	0	0	0	0	0	0	0	0	0	0	0	0	0	0	0	0
2300	119	0	0	0	0	0	2	24	49	29	12	2	0	1	0	0	0	0	0	0	0	0	0	0	0	0	0	0	0
07-19	6526	0	0	0	4	41	339	1580	2317	1388	573	191	66	20	5	1	1	0	0	0	0	0	0	0	0	0	0	0	0
06-22	7599	0	0	0	4	41	374	1796	2708	1664	668	227	80	24	9	3	1	0	0	0	0	0	0	0	0	0	0	0	0
06-00	7860	0	0	0	4	43	380	1857	2813	1722	690	233	80	25	9	3	1	0	0	0	0	0	0	0	0	0	0	0	0
00-00	8165	0	0	0	4	45	384	1885	2894	1812	755	256	90	26	10	3	1	0	0	0	0	0	0	0	0	0	0	0	0

Site 3A&B
 Location BRICKHILL ROAD NORTH - attached to POST
 Direction Northbound

15719 - MILTON KEYNES
 JULY 2024
 AUTOMATIC TRAFFIC COUNT

06 July 2024 Saturday

Time	Total	Speed Bins (mph)																											
		0 - 5	5 - 10	10 - 15	15 - 20	20 - 25	25 - 30	30 - 35	35 - 40	40 - 45	45 - 50	50 - 55	55 - 60	60 - 65	65 - 70	70 - 75	75 - 80	80 - 85	85 - 90	90 - 95	95 - 100	100 - 105	105 - 110	110 - 115	115 - 120	120 - 125	125 - 130	130 - 135	135 - 140
0000	62	0	0	0	0	0	2	11	20	20	7	1	1	0	0	0	0	0	0	0	0	0	0	0	0	0	0	0	0
0100	31	0	0	0	0	0	1	4	14	9	2	0	1	0	0	0	0	0	0	0	0	0	0	0	0	0	0	0	0
0200	32	0	0	0	0	0	1	9	10	9	2	1	0	0	0	0	0	0	0	0	0	0	0	0	0	0	0	0	0
0300	23	0	0	0	0	0	1	4	8	8	2	0	0	0	0	0	0	0	0	0	0	0	0	0	0	0	0	0	0
0400	40	0	0	0	0	0	0	3	18	13	5	0	0	1	0	0	0	0	0	0	0	0	0	0	0	0	0	0	0
0500	84	0	0	0	0	1	2	10	25	28	15	2	1	0	0	0	0	0	0	0	0	0	0	0	0	0	0	0	0
0600	125	0	0	0	0	0	0	13	52	33	22	4	1	0	0	0	0	0	0	0	0	0	0	0	0	0	0	0	0
0700	223	0	0	0	0	0	0	32	89	56	31	10	3	2	0	0	0	0	0	0	0	0	0	0	0	0	0	0	0
0800	300	0	0	0	0	0	2	50	128	72	30	11	5	2	0	0	0	0	0	0	0	0	0	0	0	0	0	0	0
0900	410	0	0	0	0	0	34	93	155	84	33	9	2	0	0	0	0	0	0	0	0	0	0	0	0	0	0	0	0
1000	489	0	0	0	0	5	39	119	184	104	28	6	3	1	0	0	0	0	0	0	0	0	0	0	0	0	0	0	0
1100	529	0	0	0	0	0	42	168	167	112	26	10	4	0	0	0	0	0	0	0	0	0	0	0	0	0	0	0	0
1200	532	0	0	0	0	2	41	132	193	103	39	12	9	1	0	0	0	0	0	0	0	0	0	0	0	0	0	0	0
1300	525	0	0	0	0	2	28	116	215	117	35	8	2	1	1	0	0	0	0	0	0	0	0	0	0	0	0	0	0
1400	497	0	0	0	0	0	11	98	185	135	34	22	5	5	2	0	0	0	0	0	0	0	0	0	0	0	0	0	0
1500	454	0	0	0	0	0	8	77	171	128	44	20	3	3	0	0	0	0	0	0	0	0	0	0	0	0	0	0	0
1600	482	0	0	0	0	1	6	68	198	135	45	18	8	3	0	0	0	0	0	0	0	0	0	0	0	0	0	0	0
1700	341	0	0	0	0	0	2	40	116	109	53	14	2	4	1	0	0	0	0	0	0	0	0	0	0	0	0	0	0
1800	219	0	0	0	1	0	1	14	81	76	31	11	2	1	0	0	1	0	0	0	0	0	0	0	0	0	0	0	0
1900	218	0	0	0	0	0	4	23	71	75	31	6	4	2	0	2	0	0	0	0	0	0	0	0	0	0	0	0	0
2000	268	0	0	0	0	0	2	18	88	100	37	21	1	1	0	0	0	0	0	0	0	0	0	0	0	0	0	0	0
2100	193	0	0	0	0	1	0	26	80	49	17	13	3	2	0	1	0	1	0	0	0	0	0	0	0	0	0	0	0
2200	176	0	0	0	0	0	1	22	66	47	30	7	2	1	0	0	0	0	0	0	0	0	0	0	0	0	0	0	0
2300	106	0	0	0	0	0	2	23	33	29	11	5	1	2	0	0	0	0	0	0	0	0	0	0	0	0	0	0	0
07-19	5001	0	0	0	1	10	214	1007	1882	1231	429	151	48	23	4	0	1	0	0	0	0	0	0	0	0	0	0	0	0
06-22	5805	0	0	0	1	11	220	1087	2173	1488	536	195	57	28	4	3	1	1	0	0	0	0	0	0	0	0	0	0	0
06-00	6087	0	0	0	1	11	223	1132	2272	1564	577	207	60	31	4	3	1	1	0	0	0	0	0	0	0	0	0	0	0
00-00	6359	0	0	0	1	12	230	1173	2367	1651	610	211	63	32	4	3	1	1	0	0	0	0	0	0	0	0	0	0	0

Site 3A&B
 Location BRICKHILL ROAD NORTH - attached to POST
 Direction Northbound
 07 July 2024 Sunday

15719 - MILTON KEYNES
 JULY 2024
 AUTOMATIC TRAFFIC COUNT

Time	Total	Speed Bins (mph)																												
		0 - 5	5 - 10	10 - 15	15 - 20	20 - 25	25 - 30	30 - 35	35 - 40	40 - 45	45 - 50	50 - 55	55 - 60	60 - 65	65 - 70	70 - 75	75 - 80	80 - 85	85 - 90	90 - 95	95 - 100	100 - 105	105 - 110	110 - 115	115 - 120	120 - 125	125 - 130	130 - 135	135 - 140	
0000	89	0	0	0	0	0	3	13	31	26	13	2	0	1	0	0	0	0	0	0	0	0	0	0	0	0	0	0	0	0
0100	61	0	0	0	0	0	1	6	18	26	9	1	0	0	0	0	0	0	0	0	0	0	0	0	0	0	0	0	0	0
0200	47	0	0	0	0	0	1	5	15	12	8	4	0	0	0	2	0	0	0	0	0	0	0	0	0	0	0	0	0	0
0300	34	0	0	0	0	0	2	10	8	7	6	1	0	0	0	0	0	0	0	0	0	0	0	0	0	0	0	0	0	0
0400	41	0	0	0	0	0	0	3	9	18	9	2	0	0	0	0	0	0	0	0	0	0	0	0	0	0	0	0	0	0
0500	83	0	0	0	0	0	1	8	27	30	12	3	1	0	0	0	1	0	0	0	0	0	0	0	0	0	0	0	0	0
0600	89	0	0	0	0	0	0	6	24	34	20	4	1	0	0	0	0	0	0	0	0	0	0	0	0	0	0	0	0	0
0700	146	0	0	0	0	2	4	11	46	44	27	6	3	2	1	0	0	0	0	0	0	0	0	0	0	0	0	0	0	0
0800	183	0	0	0	0	0	1	21	68	49	26	12	3	1	2	0	0	0	0	0	0	0	0	0	0	0	0	0	0	0
0900	300	0	0	0	0	0	0	38	116	90	37	15	3	0	1	0	0	0	0	0	0	0	0	0	0	0	0	0	0	0
1000	454	0	0	0	0	1	18	82	167	122	44	13	5	0	2	0	0	0	0	0	0	0	0	0	0	0	0	0	0	0
1100	508	0	0	0	0	0	13	128	182	129	40	12	3	1	0	0	0	0	0	0	0	0	0	0	0	0	0	0	0	0
1200	522	0	0	1	0	9	27	133	212	107	23	7	2	0	0	1	0	0	0	0	0	0	0	0	0	0	0	0	0	0
1300	479	0	0	0	0	2	23	107	161	106	52	22	5	0	0	1	0	0	0	0	0	0	0	0	0	0	0	0	0	0
1400	478	0	0	0	0	2	11	82	183	128	49	16	6	1	0	0	0	0	0	0	0	0	0	0	0	0	0	0	0	0
1500	409	0	0	0	0	0	7	56	164	108	53	16	4	1	0	0	0	0	0	0	0	0	0	0	0	0	0	0	0	0
1600	401	0	0	0	0	5	15	68	141	118	39	9	3	3	0	0	0	0	0	0	0	0	0	0	0	0	0	0	0	0
1700	411	0	0	0	0	0	10	49	159	122	41	22	6	1	1	0	0	0	0	0	0	0	0	0	0	0	0	0	0	0
1800	332	0	0	0	0	0	3	45	104	108	43	16	7	4	1	1	0	0	0	0	0	0	0	0	0	0	0	0	0	0
1900	282	0	0	0	0	0	3	24	101	98	28	14	10	2	1	0	1	0	0	0	0	0	0	0	0	0	0	0	0	0
2000	209	0	0	0	0	0	2	29	68	73	22	10	2	2	1	0	0	0	0	0	0	0	0	0	0	0	0	0	0	0
2100	217	0	0	0	0	0	0	25	76	58	26	14	8	3	4	1	0	1	0	1	0	0	0	0	0	0	0	0	0	0
2200	107	0	0	0	0	0	2	25	34	34	10	0	1	0	1	0	0	0	0	0	0	0	0	0	0	0	0	0	0	0
2300	68	0	0	0	0	0	0	9	26	21	6	3	2	1	0	0	0	0	0	0	0	0	0	0	0	0	0	0	0	0
07-19	4623	0	0	1	0	21	132	820	1703	1231	474	166	50	14	8	3	0	0	0	0	0	0	0	0	0	0	0	0	0	0
06-22	5420	0	0	1	0	21	137	904	1972	1494	570	208	71	21	14	4	1	1	0	1	0	0	0	0	0	0	0	0	0	0
06-00	5595	0	0	1	0	21	139	938	2032	1549	586	211	74	22	15	4	1	1	0	1	0	0	0	0	0	0	0	0	0	0
00-00	5950	0	0	1	0	21	147	983	2140	1668	643	224	75	23	15	6	2	1	0	1	0	0	0	0	0	0	0	0	0	0

Site 3A&B
 Location BRICKHILL ROAD NORTH - attached to POST
 Direction Northbound

15719 - MILTON KEYNES
 JULY 2024
 AUTOMATIC TRAFFIC COUNT

08 July 2024 Monday

Time	Total	Speed Bins (mph)																											
		0 - 5	5 - 10	10 - 15	15 - 20	20 - 25	25 - 30	30 - 35	35 - 40	40 - 45	45 - 50	50 - 55	55 - 60	60 - 65	65 - 70	70 - 75	75 - 80	80 - 85	85 - 90	90 - 95	95 - 100	100 - 105	105 - 110	110 - 115	115 - 120	120 - 125	125 - 130	130 - 135	135 - 140
0000	57	0	0	0	0	1	0	12	19	13	9	3	0	0	0	0	0	0	0	0	0	0	0	0	0	0	0	0	0
0100	16	0	0	0	0	0	0	1	4	5	5	0	1	0	0	0	0	0	0	0	0	0	0	0	0	0	0	0	0
0200	17	0	0	0	0	0	1	2	5	5	2	1	0	1	0	0	0	0	0	0	0	0	0	0	0	0	0	0	0
0300	21	0	0	0	0	0	0	2	8	6	2	2	1	0	0	0	0	0	0	0	0	0	0	0	0	0	0	0	0
0400	53	0	0	0	0	0	0	7	16	16	10	1	3	0	0	0	0	0	0	0	0	0	0	0	0	0	0	0	0
0500	151	0	0	0	0	1	2	8	45	46	33	14	1	1	0	0	0	0	0	0	0	0	0	0	0	0	0	0	0
0600	260	0	0	0	0	0	3	13	87	109	34	12	2	0	0	0	0	0	0	0	0	0	0	0	0	0	0	0	0
0700	566	0	0	0	0	0	7	97	222	143	65	24	4	4	0	0	0	0	0	0	0	0	0	0	0	0	0	0	0
0800	708	0	0	0	0	5	17	140	265	141	91	34	11	2	1	1	0	0	0	0	0	0	0	0	0	0	0	0	0
0900	463	0	0	0	0	3	13	82	153	147	42	16	4	3	0	0	0	0	0	0	0	0	0	0	0	0	0	0	0
1000	386	0	0	0	0	3	18	91	138	93	32	10	1	0	0	0	0	0	0	0	0	0	0	0	0	0	0	0	0
1100	421	0	0	0	2	2	6	110	157	85	43	10	5	0	0	0	1	0	0	0	0	0	0	0	0	0	0	0	0
1200	401	0	0	0	0	0	13	83	138	103	44	14	3	2	1	0	0	0	0	0	0	0	0	0	0	0	0	0	0
1300	505	0	0	1	0	1	7	106	191	118	54	16	6	2	2	0	1	0	0	0	0	0	0	0	0	0	0	0	0
1400	521	0	0	0	0	0	12	91	176	145	54	29	12	1	0	1	0	0	0	0	0	0	0	0	0	0	0	0	0
1500	529	0	0	0	0	0	21	147	198	98	41	20	3	1	0	0	0	0	0	0	0	0	0	0	0	0	0	0	0
1600	511	0	0	0	1	3	26	129	193	105	37	9	6	2	0	0	0	0	0	0	0	0	0	0	0	0	0	0	0
1700	508	0	0	0	0	5	24	87	212	112	42	14	9	3	0	0	0	0	0	0	0	0	0	0	0	0	0	0	0
1800	420	0	0	0	1	0	9	49	154	134	50	12	10	1	0	0	0	0	0	0	0	0	0	0	0	0	0	0	0
1900	290	0	0	0	0	0	6	31	98	93	37	18	6	1	0	0	0	0	0	0	0	0	0	0	0	0	0	0	0
2000	204	0	0	0	0	0	4	24	73	69	23	8	2	1	0	0	0	0	0	0	0	0	0	0	0	0	0	0	0
2100	170	0	0	0	0	0	2	25	68	54	13	5	3	0	0	0	0	0	0	0	0	0	0	0	0	0	0	0	0
2200	86	0	0	0	0	0	4	14	35	24	5	3	1	0	0	0	0	0	0	0	0	0	0	0	0	0	0	0	0
2300	58	0	0	0	0	0	0	10	23	16	4	2	3	0	0	0	0	0	0	0	0	0	0	0	0	0	0	0	0
07-19	5939	0	0	1	4	22	173	1212	2197	1424	595	208	74	21	4	2	2	0	0	0	0	0	0	0	0	0	0	0	0
06-22	6863	0	0	1	4	22	188	1305	2523	1749	702	251	87	23	4	2	2	0	0	0	0	0	0	0	0	0	0	0	0
06-00	7007	0	0	1	4	22	192	1329	2581	1789	711	256	91	23	4	2	2	0	0	0	0	0	0	0	0	0	0	0	0
00-00	7322	0	0	1	4	24	195	1361	2678	1880	772	277	97	25	4	2	2	0	0	0	0	0	0	0	0	0	0	0	0

Site 3A&B
 Location BRICKHILL ROAD NORTH - attached to POST
 Direction Northbound

15719 - MILTON KEYNES
 JULY 2024
 AUTOMATIC TRAFFIC COUNT

09 July 2024 Tuesday

Time	Total	Speed Bins (mph)																												
		0 - 5	5 - 10	10 - 15	15 - 20	20 - 25	25 - 30	30 - 35	35 - 40	40 - 45	45 - 50	50 - 55	55 - 60	60 - 65	65 - 70	70 - 75	75 - 80	80 - 85	85 - 90	90 - 95	95 - 100	100 - 105	105 - 110	110 - 115	115 - 120	120 - 125	125 - 130	130 - 135	135 - 140	
0000	40	0	0	0	0	0	1	7	10	17	3	0	2	0	0	0	0	0	0	0	0	0	0	0	0	0	0	0	0	0
0100	26	0	0	0	0	0	1	4	9	7	2	3	0	0	0	0	0	0	0	0	0	0	0	0	0	0	0	0	0	0
0200	24	0	0	0	0	0	0	5	10	8	1	0	0	0	0	0	0	0	0	0	0	0	0	0	0	0	0	0	0	0
0300	28	0	0	0	0	0	0	4	10	9	4	1	0	0	0	0	0	0	0	0	0	0	0	0	0	0	0	0	0	0
0400	55	0	0	0	0	0	0	11	16	16	11	0	1	0	0	0	0	0	0	0	0	0	0	0	0	0	0	0	0	0
0500	140	0	0	0	0	1	0	10	50	53	18	6	2	0	0	0	0	0	0	0	0	0	0	0	0	0	0	0	0	0
0600	287	0	0	0	0	0	2	35	112	89	34	12	3	0	0	0	0	0	0	0	0	0	0	0	0	0	0	0	0	0
0700	599	0	0	0	0	4	32	147	212	122	50	22	7	2	1	0	0	0	0	0	0	0	0	0	0	0	0	0	0	0
0800	730	0	0	0	0	8	65	202	226	142	59	18	8	1	1	0	0	0	0	0	0	0	0	0	0	0	0	0	0	0
0900	475	0	0	0	1	3	20	98	184	100	45	15	8	1	0	0	0	0	0	0	0	0	0	0	0	0	0	0	0	0
1000	403	0	0	0	0	1	19	89	152	86	40	9	5	2	0	0	0	0	0	0	0	0	0	0	0	0	0	0	0	0
1100	392	0	0	0	0	0	9	87	141	106	32	12	4	0	1	0	0	0	0	0	0	0	0	0	0	0	0	0	0	0
1200	453	0	0	0	0	1	16	102	174	103	41	8	6	1	0	1	0	0	0	0	0	0	0	0	0	0	0	0	0	0
1300	432	0	0	0	0	0	10	103	164	108	28	8	7	3	1	0	0	0	0	0	0	0	0	0	0	0	0	0	0	0
1400	492	0	0	0	0	0	20	108	175	115	50	15	7	2	0	0	0	0	0	0	0	0	0	0	0	0	0	0	0	0
1500	552	0	0	0	0	4	14	111	198	138	58	14	9	4	2	0	0	0	0	0	0	0	0	0	0	0	0	0	0	0
1600	528	0	0	0	0	2	30	129	189	114	39	16	4	3	2	0	0	0	0	0	0	0	0	0	0	0	0	0	0	0
1700	540	0	0	0	0	0	27	127	193	126	43	13	8	1	0	2	0	0	0	0	0	0	0	0	0	0	0	0	0	0
1800	447	0	0	0	0	1	13	74	164	123	47	10	11	2	2	0	0	0	0	0	0	0	0	0	0	0	0	0	0	0
1900	305	0	0	0	0	0	7	31	120	90	42	12	1	0	2	0	0	0	0	0	0	0	0	0	0	0	0	0	0	0
2000	208	0	0	0	0	0	4	16	71	69	32	12	2	0	0	1	1	0	0	0	0	0	0	0	0	0	0	0	0	0
2100	173	0	0	0	0	0	4	21	60	42	30	10	2	3	1	0	0	0	0	0	0	0	0	0	0	0	0	0	0	0
2200	105	0	0	0	0	0	1	9	36	38	12	4	2	2	1	0	0	0	0	0	0	0	0	0	0	0	0	0	0	0
2300	80	0	0	0	0	0	3	3	36	18	12	5	1	2	0	0	0	0	0	0	0	0	0	0	0	0	0	0	0	0
07-19	6043	0	0	0	1	24	275	1377	2172	1383	532	160	84	22	10	3	0	0	0	0	0	0	0	0	0	0	0	0	0	0
06-22	7016	0	0	0	1	24	292	1480	2535	1673	670	206	92	25	13	4	1	0	0	0	0	0	0	0	0	0	0	0	0	0
06-00	7201	0	0	0	1	24	296	1492	2607	1729	694	215	95	29	14	4	1	0	0	0	0	0	0	0	0	0	0	0	0	0
00-00	7514	0	0	0	1	25	298	1533	2712	1839	733	225	100	29	14	4	1	0	0	0	0	0	0	0	0	0	0	0	0	0

Site 3A&B
 Location BRICKHILL ROAD NORTH - attached to POST
 Direction Northbound

15719 - MILTON KEYNES
 JULY 2024
 AUTOMATIC TRAFFIC COUNT

10 July 2024 Wednesday

Time	Total	Speed Bins (mph)																												
		0 - 5	5 - 10	10 - 15	15 - 20	20 - 25	25 - 30	30 - 35	35 - 40	40 - 45	45 - 50	50 - 55	55 - 60	60 - 65	65 - 70	70 - 75	75 - 80	80 - 85	85 - 90	90 - 95	95 - 100	100 - 105	105 - 110	110 - 115	115 - 120	120 - 125	125 - 130	130 - 135	135 - 140	
0000	63	0	0	0	0	0	1	5	20	16	14	4	1	1	1	0	0	0	0	0	0	0	0	0	0	0	0	0	0	0
0100	34	0	0	0	0	1	0	2	9	10	6	2	1	2	1	0	0	0	0	0	0	0	0	0	0	0	0	0	0	0
0200	21	0	0	0	0	0	0	3	9	5	3	0	1	0	0	0	0	0	0	0	0	0	0	0	0	0	0	0	0	0
0300	27	0	0	0	0	0	0	3	9	8	6	1	0	0	0	0	0	0	0	0	0	0	0	0	0	0	0	0	0	0
0400	45	0	0	0	0	0	1	6	17	10	8	3	0	0	0	0	0	0	0	0	0	0	0	0	0	0	0	0	0	0
0500	151	0	0	0	0	0	3	6	45	46	34	10	5	2	0	0	0	0	0	0	0	0	0	0	0	0	0	0	0	0
0600	273	0	0	0	0	0	0	12	85	90	47	28	8	1	1	0	1	0	0	0	0	0	0	0	0	0	0	0	0	0
0700	568	0	0	0	0	2	24	137	192	108	72	17	9	5	2	0	0	0	0	0	0	0	0	0	0	0	0	0	0	0
0800	707	0	0	0	0	6	38	149	253	158	58	25	14	4	0	1	1	0	0	0	0	0	0	0	0	0	0	0	0	0
0900	430	0	0	0	0	0	19	91	168	100	30	16	5	1	0	0	0	0	0	0	0	0	0	0	0	0	0	0	0	0
1000	378	0	0	0	0	0	9	61	159	110	25	9	3	1	0	1	0	0	0	0	0	0	0	0	0	0	0	0	0	0
1100	413	0	0	0	0	3	14	90	161	96	38	7	3	1	0	0	0	0	0	0	0	0	0	0	0	0	0	0	0	0
1200	435	0	0	0	0	2	20	106	166	92	35	9	3	2	0	0	0	0	0	0	0	0	0	0	0	0	0	0	0	0
1300	415	0	0	0	0	0	12	65	144	109	59	11	10	4	0	0	1	0	0	0	0	0	0	0	0	0	0	0	0	0
1400	447	0	0	0	0	0	15	77	181	111	37	17	8	0	1	0	0	0	0	0	0	0	0	0	0	0	0	0	0	0
1500	442	0	0	0	0	0	4	63	159	136	49	17	9	4	0	1	0	0	0	0	0	0	0	0	0	0	0	0	0	0
1600	564	0	0	0	0	0	11	141	215	131	36	8	15	4	3	0	0	0	0	0	0	0	0	0	0	0	0	0	0	0
1700	538	0	0	0	0	0	2	79	198	164	55	26	10	0	3	1	0	0	0	0	0	0	0	0	0	0	0	0	0	0
1800	451	0	0	0	0	1	6	71	151	113	66	24	13	3	2	1	0	0	0	0	0	0	0	0	0	0	0	0	0	0
1900	332	0	0	0	0	0	3	35	118	105	47	13	9	2	0	0	0	0	0	0	0	0	0	0	0	0	0	0	0	0
2000	196	0	0	0	1	0	3	25	51	50	41	13	8	3	0	0	0	1	0	0	0	0	0	0	0	0	0	0	0	0
2100	127	0	0	0	0	0	2	18	44	39	18	6	0	0	0	0	0	0	0	0	0	0	0	0	0	0	0	0	0	0
2200	162	0	0	0	0	0	2	19	46	62	22	7	3	1	0	0	0	0	0	0	0	0	0	0	0	0	0	0	0	0
2300	84	0	0	0	0	0	1	7	34	23	11	3	4	1	0	0	0	0	0	0	0	0	0	0	0	0	0	0	0	0
07-19	5788	0	0	0	0	14	174	1130	2147	1428	560	186	102	29	11	5	2	0	0	0	0	0	0	0	0	0	0	0	0	0
06-22	6716	0	0	0	1	14	182	1220	2445	1712	713	246	127	35	12	5	3	1	0	0	0	0	0	0	0	0	0	0	0	0
06-00	6962	0	0	0	1	14	185	1246	2525	1797	746	256	134	37	12	5	3	1	0	0	0	0	0	0	0	0	0	0	0	0
00-00	7303	0	0	0	1	15	190	1271	2634	1892	817	276	142	42	14	5	3	1	0	0	0	0	0	0	0	0	0	0	0	0

Site 3A&B
 Location BRICKHILL ROAD NORTH - attached to POST
 Direction Northbound
 Virtual Day (7)

15719 - MILTON KEYNES
 JULY 2024
 AUTOMATIC TRAFFIC COUNT

Time	Total	Speed Bins (mph)																											
		0 - 5	5 - 10	10 - 15	15 - 20	20 - 25	25 - 30	30 - 35	35 - 40	40 - 45	45 - 50	50 - 55	55 - 60	60 - 65	65 - 70	70 - 75	75 - 80	80 - 85	85 - 90	90 - 95	95 - 100	100 - 105	105 - 110	110 - 115	115 - 120	120 - 125	125 - 130	130 - 135	135 - 140
0000	54	0	0	0	0	0	1	9	18	16	8	1	1	0	0	0	0	0	0	0	0	0	0	0	0	0	0	0	0
0100	32	0	0	0	0	0	1	3	10	11	5	1	1	0	0	0	0	0	0	0	0	0	0	0	0	0	0	0	0
0200	27	0	0	0	0	0	1	4	8	8	3	1	0	0	0	0	0	0	0	0	0	0	0	0	0	0	0	0	0
0300	27	0	0	0	0	0	0	5	8	7	5	2	0	0	0	0	0	0	0	0	0	0	0	0	0	0	0	0	0
0400	45	0	0	0	0	0	0	5	15	14	8	2	1	0	0	0	0	0	0	0	0	0	0	0	0	0	0	0	0
0500	127	0	0	0	0	1	1	9	38	42	25	7	3	1	0	0	0	0	0	0	0	0	0	0	0	0	0	0	0
0600	226	0	0	0	0	0	2	20	78	73	34	14	4	0	0	0	0	0	0	0	0	0	0	0	0	0	0	0	0
0700	461	0	0	0	0	2	16	100	163	101	52	18	6	3	1	0	0	0	0	0	0	0	0	0	0	0	0	0	0
0800	575	0	0	0	0	5	31	127	197	124	57	20	9	2	1	0	0	0	0	0	0	0	0	0	0	0	0	0	0
0900	441	0	0	0	0	1	19	90	168	106	37	14	4	2	0	0	0	0	0	0	0	0	0	0	0	0	0	0	0
1000	437	0	0	0	0	2	23	94	167	102	34	10	3	1	0	0	0	0	0	0	0	0	0	0	0	0	0	0	0
1100	462	0	0	0	1	1	17	118	170	105	34	11	4	1	0	0	0	0	0	0	0	0	0	0	0	0	0	0	0
1200	478	0	0	0	0	3	25	112	179	101	40	12	5	2	0	0	0	0	0	0	0	0	0	0	0	0	0	0	0
1300	485	0	0	0	0	1	16	106	176	117	46	14	6	2	1	0	0	0	0	0	0	0	0	0	0	0	0	0	0
1400	494	0	0	0	0	0	16	92	182	127	47	20	7	2	0	0	0	0	0	0	0	0	0	0	0	0	0	0	0
1500	498	0	0	0	0	1	12	101	182	124	51	18	6	2	1	0	0	0	0	0	0	0	0	0	0	0	0	0	0
1600	518	0	0	0	0	2	18	110	188	128	45	14	8	3	1	0	0	0	0	0	0	0	0	0	0	0	0	0	0
1700	498	0	0	0	0	1	14	87	188	131	48	18	7	2	1	0	0	0	0	0	0	0	0	0	0	0	0	0	0
1800	423	0	0	0	0	1	9	66	146	121	50	17	9	2	1	0	0	0	0	0	0	0	0	0	0	0	0	0	0
1900	317	0	0	0	0	0	7	42	113	97	36	13	7	2	1	0	0	0	0	0	0	0	0	0	0	0	0	0	0
2000	236	0	0	0	0	0	4	28	77	77	31	12	3	2	1	0	0	0	0	0	0	0	0	0	0	0	0	0	0
2100	178	0	0	0	0	0	2	25	65	49	20	11	3	2	1	0	0	0	0	0	0	0	0	0	0	0	0	0	0
2200	130	0	0	0	0	0	3	20	45	38	16	5	2	1	0	0	0	0	0	0	0	0	0	0	0	0	0	0	0
2300	82	0	0	0	0	0	1	12	32	22	9	3	2	1	0	0	0	0	0	0	0	0	0	0	0	0	0	0	0
07-19	5770	0	0	0	2	22	216	1201	2107	1388	540	184	74	25	8	2	1	0	0	0	0	0	0	0	0	0	0	0	0
06-22	6727	0	0	0	2	22	230	1316	2441	1684	660	234	91	30	11	3	1	1	0	0	0	0	0	0	0	0	0	0	0
06-00	6939	0	0	0	2	22	234	1347	2519	1744	685	243	94	32	11	4	1	1	0	0	0	0	0	0	0	0	0	0	0
00-00	7251	0	0	0	2	24	239	1383	2615	1843	738	257	100	33	11	4	1	1	0	0	0	0	0	0	0	0	0	0	0

Site 3A&B
 Location BRICKHILL ROAD NORTH - attached to POST
 Direction Southbound

15719 - MILTON KEYNES
 JULY 2024
 AUTOMATIC TRAFFIC COUNT

04 July 2024 Thursday

Time	Total	Classification												JPSL 50	JPSL% 50	JSL1 57 ACPO	JSL1% 57 ACPO	JSL2 65 DfT	JSL2% 65 DfT	Mean	Vpp 85
		1 MCL	2 SV	3 SVT	4 TB2	5 TB3	6 T4	7 ART3	8 ART4	9 ART5	10 ART6	11 BD	12 DRT								
0100	28	0	28	0	0	0	0	0	0	0	0	0	0	1	3.6	0	0.0	0	0.0	38.6	43.8
0200	30	0	24	0	5	1	0	0	0	0	0	0	0	0	0.0	0	0.0	0	0.0	38.2	45.6
0300	14	0	10	0	2	0	0	0	0	1	1	0	0	0	0.0	0	0.0	0	0.0	36.7	41.3
0400	24	0	16	0	6	0	0	0	0	2	0	0	0	0	0.0	0	0.0	0	0.0	38.2	43.3
0500	90	2	71	0	15	0	2	0	0	0	0	0	0	5	5.6	0	0.0	0	0.0	40.1	45.1
0600	294	3	252	1	28	1	2	1	3	1	2	0	0	9	3.1	0	0.0	0	0.0	38.8	42.8
0700	476	3	394	2	66	5	0	3	2	0	1	0	0	7	1.5	4	0.8	0	0.0	37.9	42.8
0800	567	3	499	0	55	0	4	2	2	1	1	0	0	4	0.7	0	0.0	0	0.0	37.3	41.4
0900	457	1	369	3	67	3	5	2	4	2	1	0	0	6	1.3	1	0.2	1	0.2	35.9	40.4
1000	400	1	330	3	58	1	4	0	1	2	0	0	0	9	2.3	0	0.0	0	0.0	36.6	40.9
1100	386	3	312	3	56	0	5	0	5	1	1	0	0	2	0.5	0	0.0	0	0.0	36	40.6
1200	465	8	401	2	41	1	5	1	1	2	3	0	0	5	1.1	0	0.0	0	0.0	35.8	40.7
1300	454	2	394	1	40	2	6	0	8	0	1	0	0	5	1.1	2	0.4	1	0.2	36.6	41.6
1400	510	3	447	2	45	0	7	0	0	3	2	0	1	8	1.6	1	0.2	0	0.0	36.6	41.5
1500	595	5	512	4	58	3	5	4	1	2	1	0	0	8	1.3	1	0.2	0	0.0	36.4	41.2
1600	671	2	609	3	45	1	3	3	4	1	0	0	0	6	0.9	1	0.1	0	0.0	35.4	40.2
1700	730	2	678	1	38	2	0	4	4	1	0	0	0	4	0.5	0	0.0	0	0.0	33.5	39.1
1800	559	3	519	1	29	1	1	0	0	2	2	1	0	5	0.9	0	0.0	0	0.0	36.6	41.8
1900	404	3	377	1	21	0	0	1	0	1	0	0	0	9	2.2	1	0.2	0	0.0	38	42.5
2000	351	7	322	2	15	1	0	1	1	0	2	0	0	7	2.0	0	0.0	0	0.0	37.5	42.3
2100	245	6	227	1	9	2	0	0	0	0	0	0	0	9	3.7	2	0.8	0	0.0	38.1	42.6
2200	189	1	175	1	8	1	1	0	0	1	1	0	0	3	1.6	0	0.0	0	0.0	36.2	41.2
2300	94	0	87	0	6	0	0	0	1	0	0	0	0	3	3.2	0	0.0	0	0.0	37.6	43.6
07-19	6270	36	5464	25	598	19	45	19	32	17	13	1	1	69	1.1	10	0.2	2	0.0	36.1	40.9
06-22	7564	55	6642	30	671	23	47	22	36	19	17	1	1	103	1.4	13	0.2	2	0.0	36.5	41.4
06-00	7847	56	6904	31	685	24	48	22	37	20	18	1	1	109	1.4	13	0.2	2	0.0	36.5	41.4
00-00	8062	58	7080	31	715	25	50	22	37	23	19	1	1	117	1.5	13	0.2	2	0.0	36.5	41.4

Site 3A&B
 Location BRICKHILL ROAD NORTH - attached to POST
 Direction Southbound

15719 - MILTON KEYNES
 JULY 2024
 AUTOMATIC TRAFFIC COUNT

05 July 2024 Friday

Time	Total	Classification												JPSL 50	JPSL% 50	JSL1 57 ACPO	JSL1% 57 ACPO	JSL2 65 DfT	JSL2% 65 DfT	Mean	Vpp 85
		1 MCL	2 SV	3 SVT	4 TB2	5 TB3	6 T4	7 ART3	8 ART4	9 ART5	10 ART6	11 BD	12 DRT								
0000	61	0	52	0	4	1	1	0	2	1	0	0	0	1	1.6	0	0.0	0	0.0	36.5	40.8
0100	26	0	21	0	3	0	0	0	0	0	2	0	0	1	3.8	1	3.8	0	0.0	37.7	44
0200	22	0	18	0	2	1	0	0	0	0	1	0	0	4	18.2	1	4.5	1	4.5	41.3	50.7
0300	13	0	10	0	2	0	0	0	0	0	1	0	0	0	0.0	0	0.0	0	0.0	34.3	40.9
0400	30	0	22	0	7	0	1	0	0	0	0	0	0	0	0.0	0	0.0	0	0.0	37.1	40.9
0500	82	1	69	0	9	0	0	0	3	0	0	0	0	2	2.4	1	1.2	0	0.0	38.4	42.5
0600	295	3	254	0	33	2	2	1	0	0	0	0	0	9	3.1	0	0.0	0	0.0	37.7	41.7
0700	436	0	363	0	62	1	4	1	3	2	0	0	0	5	1.1	0	0.0	0	0.0	36.4	40.8
0800	532	3	462	2	47	4	5	5	3	1	0	0	0	8	1.5	0	0.0	0	0.0	36.3	40.3
0900	470	2	387	1	63	1	7	4	1	2	2	0	0	0	0.0	0	0.0	0	0.0	35	39.6
1000	398	1	332	1	43	5	8	2	1	4	1	0	0	7	1.8	0	0.0	0	0.0	35.8	39.7
1100	455	1	380	2	54	0	9	0	4	3	1	1	0	5	1.1	0	0.0	0	0.0	35.8	40.2
1200	502	4	433	2	48	1	6	1	4	1	2	0	0	5	1.0	0	0.0	0	0.0	36.1	41.3
1300	523	3	459	1	44	2	7	2	2	2	1	0	0	6	1.1	1	0.2	0	0.0	36	40.8
1400	539	8	471	6	41	0	10	0	0	2	1	0	0	9	1.7	3	0.6	1	0.2	34.7	40.4
1500	644	4	565	5	57	1	3	2	4	0	2	1	0	2	0.3	1	0.2	0	0.0	35	40.1
1600	708	2	657	7	37	0	2	2	1	0	0	0	0	8	1.1	2	0.3	0	0.0	36.8	41.6
1700	633	2	588	2	29	2	2	2	2	2	1	1	0	13	2.1	1	0.2	0	0.0	36.5	41.2
1800	506	3	480	1	17	1	0	3	0	1	0	0	0	2	0.4	1	0.2	0	0.0	34.8	38.9
1900	361	0	339	1	14	2	1	1	0	3	0	0	0	9	2.5	2	0.6	0	0.0	36.9	42
2000	290	1	274	0	13	2	0	0	0	0	0	0	0	3	1.0	1	0.3	0	0.0	36.6	41
2100	181	0	173	0	8	0	0	0	0	0	0	0	0	4	2.2	0	0.0	0	0.0	35.7	39.6
2200	197	2	187	1	6	0	0	0	0	1	0	0	0	0	0.0	0	0.0	0	0.0	34.4	38.8
2300	136	0	130	0	2	0	1	0	1	1	1	0	0	0	0.0	0	0.0	0	0.0	36	39.8
07-19	6346	33	5577	30	542	18	63	24	25	20	11	3	0	70	1.1	9	0.1	1	0.0	35.8	40.5
06-22	7473	37	6617	31	610	24	66	26	25	23	11	3	0	95	1.3	12	0.2	1	0.0	36	40.7
06-00	7806	39	6934	32	618	24	67	26	26	25	12	3	0	95	1.2	12	0.2	1	0.0	35.9	40.6
00-00	8040	40	7126	32	645	26	69	26	31	26	16	3	0	103	1.3	15	0.2	2	0.0	36	40.7

Site 3A&B
 Location BRICKHILL ROAD NORTH - attached to POST
 Direction Southbound

15719 - MILTON KEYNES
 JULY 2024
 AUTOMATIC TRAFFIC COUNT

06 July 2024 Saturday

Time	Total	Classification												JPSL 50	JPSL% 50	JSL1 57 ACPO	JSL1% 57 ACPO	JSL2 65 DfT	JSL2% 65 DfT	Mean	Vpp 85
		1 MCL	2 SV	3 SVT	4 TB2	5 TB3	6 T4	7 ART3	8 ART4	9 ART5	10 ART6	11 BD	12 DRT								
0000	59	0	58	0	1	0	0	0	0	0	0	0	0	1	1.7	0	0.0	0	0.0	36.9	41.4
0100	37	0	34	0	1	0	0	0	1	1	0	0	0	0	0.0	0	0.0	0	0.0	36.7	40.9
0200	31	0	30	0	1	0	0	0	0	0	0	0	0	0	0.0	0	0.0	0	0.0	36.7	41
0300	33	0	29	0	3	0	0	0	0	1	0	0	0	1	3.0	1	3.0	0	0.0	37.9	45.7
0400	17	0	15	0	2	0	0	0	0	0	0	0	0	0	0.0	0	0.0	0	0.0	36.7	43.8
0500	48	0	41	0	4	2	0	0	1	0	0	0	0	1	2.1	0	0.0	0	0.0	37.9	43.5
0600	120	2	103	0	14	0	0	0	1	0	0	0	0	0	0.0	0	0.0	0	0.0	37.5	41.7
0700	182	1	158	1	20	2	0	0	0	0	0	0	0	2	1.1	1	0.5	0	0.0	38.3	42.6
0800	271	2	248	0	18	0	1	2	0	0	0	0	0	3	1.1	1	0.4	0	0.0	37.3	41
0900	365	1	330	2	21	6	1	1	2	1	0	0	0	2	0.5	0	0.0	0	0.0	36.5	40.9
1000	431	1	402	2	22	2	0	1	1	0	0	0	0	6	1.4	3	0.7	0	0.0	36.5	40.9
1100	546	2	512	1	25	1	1	2	2	0	0	0	0	2	0.4	0	0.0	0	0.0	35.6	39.7
1200	531	3	510	3	12	0	2	0	1	0	0	0	0	8	1.5	2	0.4	0	0.0	36.8	41
1300	537	2	514	1	14	1	1	2	2	0	0	0	0	7	1.3	2	0.4	0	0.0	36.7	40.6
1400	511	3	485	0	18	1	0	1	2	0	1	0	0	9	1.8	0	0.0	0	0.0	35.5	40.3
1500	493	3	459	5	21	1	0	0	3	1	0	0	0	5	1.0	0	0.0	0	0.0	35.2	39.8
1600	512	2	493	0	13	0	1	1	0	0	2	0	0	7	1.4	1	0.2	0	0.0	36.1	40.4
1700	381	1	359	0	18	1	0	0	1	1	0	0	0	6	1.6	3	0.8	1	0.3	37.6	41.7
1800	296	3	276	0	16	0	0	0	0	1	0	0	0	4	1.4	2	0.7	0	0.0	37.9	42.3
1900	222	4	210	2	5	0	0	0	0	0	1	0	0	3	1.4	0	0.0	0	0.0	38.4	42.4
2000	269	2	258	1	6	0	1	0	0	0	1	0	0	5	1.9	2	0.7	2	0.7	38.7	42.8
2100	185	2	177	1	3	0	0	0	1	1	0	0	0	5	2.7	1	0.5	0	0.0	38.2	43.3
2200	191	0	182	1	7	0	0	0	1	0	0	0	0	6	3.1	2	1.0	0	0.0	36.6	40.7
2300	141	1	135	1	4	0	0	0	0	0	0	0	0	1	0.7	0	0.0	0	0.0	37.3	41.9
07-19	5056	24	4746	15	218	15	7	10	14	4	3	0	0	61	1.2	15	0.3	1	0.0	36.5	40.8
06-22	5852	34	5494	19	246	15	8	10	16	5	5	0	0	74	1.3	18	0.3	3	0.1	36.7	41
06-00	6184	35	5811	21	257	15	8	10	17	5	5	0	0	81	1.3	20	0.3	3	0.0	36.7	41
00-00	6409	35	6018	21	269	17	8	10	19	7	5	0	0	84	1.3	21	0.3	3	0.0	36.7	41.1

Site 3A&B
 Location BRICKHILL ROAD NORTH - attached to POST
 Direction Southbound

15719 - MILTON KEYNES
 JULY 2024
 AUTOMATIC TRAFFIC COUNT

07 July 2024 Sunday

Time	Total	Classification												JPSL 50	JPSL% 50	JSL1 57 ACPO	JSL1% 57 ACPO	JSL2 65 DfT	JSL2% 65 DfT	Mean	Vpp 85
		1 MCL	2 SV	3 SVT	4 TB2	5 TB3	6 T4	7 ART3	8 ART4	9 ART5	10 ART6	11 BD	12 DRT								
0000	94	0	89	0	5	0	0	0	0	0	0	0	0	3	3.2	0	0.0	0	0.0	36.8	39.4
0100	64	0	61	0	2	0	0	0	0	1	0	0	0	1	1.6	1	1.6	0	0.0	38.3	42.6
0200	48	0	47	0	1	0	0	0	0	0	0	0	0	3	6.3	1	2.1	1	2.1	38.6	43.7
0300	40	1	38	0	0	0	0	0	0	0	1	0	0	1	2.5	0	0.0	0	0.0	38.1	45
0400	25	0	21	0	4	0	0	0	0	0	0	0	0	0	0.0	0	0.0	0	0.0	38	43.5
0500	43	0	39	0	3	0	0	0	1	0	0	0	0	2	4.7	0	0.0	0	0.0	38.3	41.8
0600	71	1	68	0	2	0	0	0	0	0	0	0	0	4	5.6	1	1.4	0	0.0	39.9	44.5
0700	112	0	108	0	4	0	0	0	0	0	0	0	0	1	0.9	0	0.0	0	0.0	38.5	43.6
0800	169	3	151	1	11	1	1	0	0	1	0	0	0	6	3.6	0	0.0	0	0.0	39.3	45.1
0900	248	1	234	0	11	0	0	1	0	0	1	0	0	2	0.8	0	0.0	0	0.0	38	42.9
1000	343	3	325	1	11	0	2	0	1	0	0	0	0	10	2.9	1	0.3	0	0.0	38	42.4
1100	444	0	423	3	16	0	0	1	1	0	0	0	0	10	2.3	1	0.2	1	0.2	37.6	41.7
1200	597	1	570	3	21	2	0	0	0	0	0	0	0	6	1.0	0	0.0	0	0.0	36.1	40
1300	593	3	557	6	24	0	0	1	1	1	0	0	0	4	0.7	0	0.0	0	0.0	35.8	40
1400	544	4	509	6	21	0	0	3	1	0	0	0	0	7	1.3	1	0.2	0	0.0	36.4	40.6
1500	477	2	445	2	19	1	2	4	1	0	1	0	0	11	2.3	1	0.2	0	0.0	37.6	41.3
1600	512	4	482	2	19	1	0	1	3	0	0	0	0	0	0.0	0	0.0	0	0.0	36.4	40.5
1700	507	0	490	1	13	1	1	0	0	1	0	0	0	14	2.8	0	0.0	0	0.0	38	41.9
1800	451	4	429	2	12	1	2	0	1	0	0	0	0	5	1.1	1	0.2	1	0.2	37.6	41.7
1900	392	2	368	6	14	0	0	1	1	0	0	0	0	6	1.5	1	0.3	0	0.0	38	42.2
2000	293	1	268	2	19	2	0	0	0	0	1	0	0	4	1.4	1	0.3	1	0.3	37.8	42
2100	222	1	211	0	9	0	0	1	0	0	0	0	0	4	1.8	2	0.9	0	0.0	38.9	43.5
2200	140	2	127	0	9	1	0	0	1	0	0	0	0	4	2.9	1	0.7	0	0.0	37.7	42.3
2300	95	1	85	1	6	1	0	0	0	1	0	0	0	1	1.1	0	0.0	0	0.0	36.5	40.4
07-19	4997	25	4723	27	182	7	8	11	9	3	2	0	0	76	1.5	5	0.1	2	0.0	37.1	41.3
06-22	5975	30	5638	35	226	9	8	13	10	3	3	0	0	94	1.6	10	0.2	3	0.1	37.3	41.6
06-00	6210	33	5850	36	241	11	8	13	11	4	3	0	0	99	1.6	11	0.2	3	0.0	37.3	41.6
00-00	6524	34	6145	36	256	11	8	13	12	5	4	0	0	109	1.7	13	0.2	4	0.1	37.3	41.6

Site 3A&B
 Location BRICKHILL ROAD NORTH - attached to POST
 Direction Southbound

15719 - MILTON KEYNES
 JULY 2024
 AUTOMATIC TRAFFIC COUNT

08 July 2024 Monday

Time	Total	Classification												JPSL 50	JPSL% 50	JSL1 57 ACPO	JSL1% 57 ACPO	JSL2 65 DfT	JSL2% 65 DfT	Mean	Vpp 85
		1 MCL	2 SV	3 SVT	4 TB2	5 TB3	6 T4	7 ART3	8 ART4	9 ART5	10 ART6	11 BD	12 DRT								
0000	41	1	39	0	0	0	0	0	0	0	1	0	0	3	7.3	0	0.0	0	0.0	38.7	46.8
0100	17	0	11	0	5	0	0	0	0	0	1	0	0	0	0.0	0	0.0	0	0.0	36	43.4
0200	14	0	9	0	3	0	0	1	0	0	1	0	0	0	0.0	0	0.0	0	0.0	35.1	42.2
0300	13	0	10	0	3	0	0	0	0	0	0	0	0	0	0.0	0	0.0	0	0.0	35.8	42.6
0400	24	0	21	0	3	0	0	0	0	0	0	0	0	0	0.0	0	0.0	0	0.0	40.7	46.6
0500	101	0	88	0	11	1	0	0	0	0	1	0	0	5	5.0	1	1.0	0	0.0	40.3	44.9
0600	358	3	305	2	40	3	0	1	1	1	2	0	0	9	2.5	5	1.4	0	0.0	38.4	43.3
0700	499	6	417	4	60	2	0	3	4	0	3	0	0	3	0.6	1	0.2	0	0.0	37.3	41.8
0800	540	1	464	2	61	4	3	0	2	2	1	0	0	8	1.5	2	0.4	0	0.0	36.8	41.4
0900	434	2	362	5	53	1	1	2	3	2	3	0	0	7	1.6	1	0.2	0	0.0	36.5	41.2
1000	375	2	313	2	45	2	6	1	2	1	1	0	0	2	0.5	0	0.0	0	0.0	37	41
1100	416	3	339	1	57	3	8	2	0	2	1	0	0	6	1.4	1	0.2	0	0.0	35.7	40.5
1200	438	5	372	3	46	3	5	1	2	1	0	0	0	1	0.2	0	0.0	0	0.0	36	40.8
1300	471	2	411	5	45	1	3	1	2	0	1	0	0	7	1.5	2	0.4	0	0.0	35.3	40.3
1400	476	1	414	0	51	2	5	1	0	1	1	0	0	2	0.4	0	0.0	0	0.0	36.4	40.5
1500	540	0	480	4	44	2	4	2	2	1	1	0	0	0	0.0	0	0.0	0	0.0	35.9	40.2
1600	642	3	585	2	45	2	1	2	1	1	0	0	0	4	0.6	0	0.0	0	0.0	35	39.8
1700	655	4	597	2	39	4	3	0	3	2	1	0	0	8	1.2	0	0.0	0	0.0	35.8	41.3
1800	460	1	434	2	17	1	2	0	0	1	2	0	0	3	0.7	2	0.4	1	0.2	38.2	42.5
1900	315	0	303	1	8	1	1	0	0	1	0	0	0	3	1.0	0	0.0	0	0.0	37.8	42.8
2000	233	2	222	0	6	0	0	0	0	0	3	0	0	7	3.0	2	0.9	0	0.0	38	42.3
2100	165	2	150	0	11	1	0	0	1	0	0	0	0	3	1.8	0	0.0	0	0.0	37.7	40.9
2200	141	2	125	0	11	2	0	0	1	0	0	0	0	2	1.4	0	0.0	0	0.0	35.8	40.8
2300	66	2	55	0	7	0	0	0	0	1	1	0	0	1	1.5	1	1.5	0	0.0	38	42.7
07-19	5946	30	5188	32	563	27	41	15	21	14	15	0	0	51	0.9	9	0.2	1	0.0	36.3	41
06-22	7017	37	6168	35	628	32	42	16	23	16	20	0	0	73	1.0	16	0.2	1	0.0	36.5	41.2
06-00	7224	41	6348	35	646	34	42	16	24	17	21	0	0	76	1.1	17	0.2	1	0.0	36.5	41.2
00-00	7434	42	6526	35	671	35	42	17	24	17	25	0	0	84	1.1	18	0.2	1	0.0	36.6	41.3

Site 3A&B
 Location BRICKHILL ROAD NORTH - attached to POST
 Direction Southbound

15719 - MILTON KEYNES
 JULY 2024
 AUTOMATIC TRAFFIC COUNT

09 July 2024 Tuesday

Time	Total	Classification												JPSL 50	JPSL% 50	JSL1 57 ACPO	JSL1% 57 ACPO	JSL2 65 DfT	JSL2% 65 DfT	Mean	Vpp 85
		1 MCL	2 SV	3 SVT	4 TB2	5 TB3	6 T4	7 ART3	8 ART4	9 ART5	10 ART6	11 BD	12 DRT								
0000	35	0	32	0	3	0	0	0	0	0	0	0	0	1	2.9	0	0.0	0	0.0	33.7	39.1
0100	16	0	15	0	0	0	0	0	0	1	0	0	0	1	6.3	0	0.0	0	0.0	37.3	44.2
0200	18	0	16	0	1	0	0	1	0	0	0	0	0	0	0.0	0	0.0	0	0.0	36.4	41
0300	20	0	16	0	3	1	0	0	0	0	0	0	0	0	0.0	0	0.0	0	0.0	39.3	42
0400	22	1	18	0	2	0	0	0	0	1	0	0	0	1	4.5	0	0.0	0	0.0	37.9	45.2
0500	90	1	69	0	16	3	0	0	0	1	0	0	0	0	0.0	0	0.0	0	0.0	36.9	40.1
0600	338	3	284	0	43	1	2	1	2	0	1	1	0	3	0.9	0	0.0	0	0.0	37	42
0700	491	0	417	3	64	1	2	1	2	1	0	0	0	7	1.4	3	0.6	0	0.0	36.1	40.4
0800	509	2	448	2	52	1	0	1	2	0	1	0	0	9	1.8	1	0.2	0	0.0	37.8	41.7
0900	515	1	426	4	70	1	2	2	5	1	3	0	0	8	1.6	1	0.2	0	0.0	35.7	40.1
1000	375	0	306	0	57	3	3	3	1	1	1	0	0	1	0.3	0	0.0	0	0.0	36	40.2
1100	411	2	356	5	41	2	3	0	1	1	0	0	0	1	0.2	1	0.2	0	0.0	36.9	40.7
1200	424	1	367	7	36	1	2	0	2	4	3	0	1	5	1.2	1	0.2	0	0.0	36.8	41.2
1300	411	2	344	2	50	1	3	0	5	3	1	0	0	3	0.7	0	0.0	0	0.0	36.2	39.9
1400	476	1	415	2	45	4	2	0	2	4	0	0	1	1	0.2	0	0.0	0	0.0	36.5	40.7
1500	537	2	470	2	49	4	4	3	0	0	2	1	0	2	0.4	0	0.0	0	0.0	34.8	39.1
1600	668	0	599	3	59	1	0	2	1	2	1	0	0	2	0.3	1	0.2	0	0.0	33.5	38.1
1700	755	2	692	4	49	0	0	1	2	3	2	0	0	3	0.4	0	0.0	0	0.0	33	38.5
1800	587	5	555	4	17	2	1	1	2	0	0	0	0	7	1.2	0	0.0	0	0.0	37.3	41.8
1900	337	1	314	1	15	1	2	1	2	0	0	0	0	4	1.2	0	0.0	0	0.0	37.1	41.7
2000	246	0	233	1	10	1	0	1	0	0	0	0	0	2	0.8	0	0.0	0	0.0	37.9	41.5
2100	186	1	170	0	11	2	1	0	1	0	0	0	0	3	1.6	1	0.5	0	0.0	37.7	43.1
2200	159	2	145	2	8	1	0	0	0	1	0	0	0	5	3.1	2	1.3	0	0.0	38.1	43.1
2300	66	1	61	0	4	0	0	0	0	0	0	0	0	2	3.0	0	0.0	0	0.0	39.6	44.9
07-19	6159	18	5395	38	589	21	22	14	25	20	14	1	2	49	0.8	8	0.1	0	0.0	35.7	40.2
06-22	7266	23	6396	40	668	26	27	17	30	20	15	2	2	61	0.8	9	0.1	0	0.0	35.9	40.5
06-00	7491	26	6602	42	680	27	27	17	30	21	15	2	2	68	0.9	11	0.1	0	0.0	36	40.6
00-00	7692	28	6768	42	705	31	27	18	30	24	15	2	2	71	0.9	11	0.1	0	0.0	36	40.6

Site 3A&B
 Location BRICKHILL ROAD NORTH - attached to POST
 Direction Southbound
 10 July 2024 Wednesday

15719 - MILTON KEYNES
 JULY 2024
 AUTOMATIC TRAFFIC COUNT

Time	Total	Classification												JPSL 50	JPSL% 50	JSL1 57 ACPO	JSL1% 57 ACPO	JSL2 65 DfT	JSL2% 65 DfT	Mean	Vpp 85
		1 MCL	2 SV	3 SVT	4 TB2	5 TB3	6 T4	7 ART3	8 ART4	9 ART5	10 ART6	11 BD	12 DRT								
0000	30	0	28	0	1	0	0	0	0	0	1	0	0	1	3.3	0	0.0	0	0.0	38.1	46.1
0100	18	0	15	0	2	0	0	0	0	1	0	0	0	0	0.0	0	0.0	0	0.0	36.5	39.8
0200	10	0	10	0	0	0	0	0	0	0	0	0	0	1	10.0	0	0.0	0	0.0	39.9	-
0300	19	0	15	0	3	0	1	0	0	0	0	0	0	0	0.0	0	0.0	0	0.0	35.2	43.2
0400	19	0	14	0	3	0	0	0	1	1	0	0	0	1	5.3	0	0.0	0	0.0	37.3	44.6
0500	81	1	66	0	12	0	0	1	1	0	0	0	0	3	3.7	0	0.0	0	0.0	39.4	44.3
0600	321	2	272	1	37	2	2	0	3	1	0	1	0	4	1.2	0	0.0	0	0.0	38.5	42.8
0700	500	2	422	2	70	1	1	0	0	0	2	0	0	2	0.4	1	0.2	0	0.0	36.6	41
0800	606	1	525	2	69	2	2	1	3	1	0	0	0	5	0.8	1	0.2	0	0.0	36	40.7
0900	493	2	425	1	56	3	2	1	1	1	1	0	0	1	0.2	0	0.0	0	0.0	35.8	40
1000	369	1	310	4	46	2	1	1	0	2	2	0	0	3	0.8	0	0.0	0	0.0	35.1	39.9
1100	358	2	302	1	40	3	5	1	1	2	1	0	0	1	0.3	0	0.0	0	0.0	36.6	40.9
1200	415	4	347	4	49	2	5	0	0	1	3	0	0	7	1.7	2	0.5	0	0.0	35.3	40.5
1300	405	5	337	3	48	2	3	1	2	1	3	0	0	8	2.0	0	0.0	0	0.0	36.2	41.2
1400	546	5	470	5	51	5	5	1	4	0	0	0	0	5	0.9	1	0.2	0	0.0	34.8	39.9
1500	540	3	485	2	45	0	1	0	1	1	2	0	0	8	1.5	4	0.7	1	0.2	37.3	41.4
1600	660	3	607	3	36	0	3	3	2	0	2	1	0	3	0.5	0	0.0	0	0.0	35.1	40.3
1700	756	8	696	2	36	5	2	2	3	0	2	0	0	15	2.0	2	0.3	2	0.3	36.6	41.6
1800	525	3	497	2	15	3	3	0	2	0	0	0	0	15	2.9	5	1.0	0	0.0	38.8	43.2
1900	360	3	336	4	13	0	1	2	0	0	1	0	0	7	1.9	3	0.8	1	0.3	38.8	43.4
2000	210	1	201	0	7	1	0	0	0	0	0	0	0	5	2.4	0	0.0	0	0.0	38.1	43.1
2100	148	3	129	3	9	1	1	0	1	0	1	0	0	3	2.0	0	0.0	0	0.0	38.4	43.8
2200	169	2	160	0	5	1	0	0	1	0	0	0	0	12	7.1	2	1.2	0	0.0	39.2	45
2300	63	0	61	0	1	0	0	0	1	0	0	0	0	2	3.2	1	1.6	0	0.0	37.1	41.4
07-19	6173	39	5423	31	561	28	33	11	19	9	18	1	0	73	1.2	16	0.3	3	0.0	36.2	40.9
06-22	7212	48	6361	39	627	32	37	13	23	10	20	2	0	92	1.3	19	0.3	4	0.1	36.5	41.3
06-00	7444	50	6582	39	633	33	37	13	25	10	20	2	0	106	1.4	22	0.3	4	0.1	36.6	41.3
00-00	7621	51	6730	39	654	33	38	14	27	12	21	2	0	112	1.5	22	0.3	4	0.1	36.6	41.4

Site 3A&B
 Location BRICKHILL ROAD NORTH - attached to POST
 Direction Southbound
 Virtual Day (7)

15719 - MILTON KEYNES
 JULY 2024
 AUTOMATIC TRAFFIC COUNT

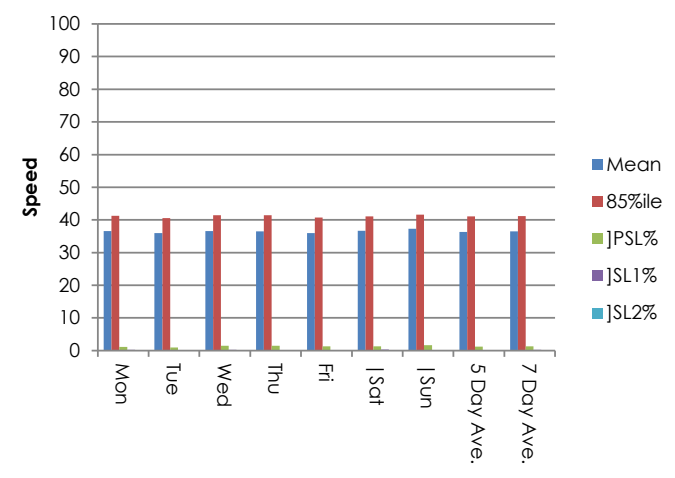
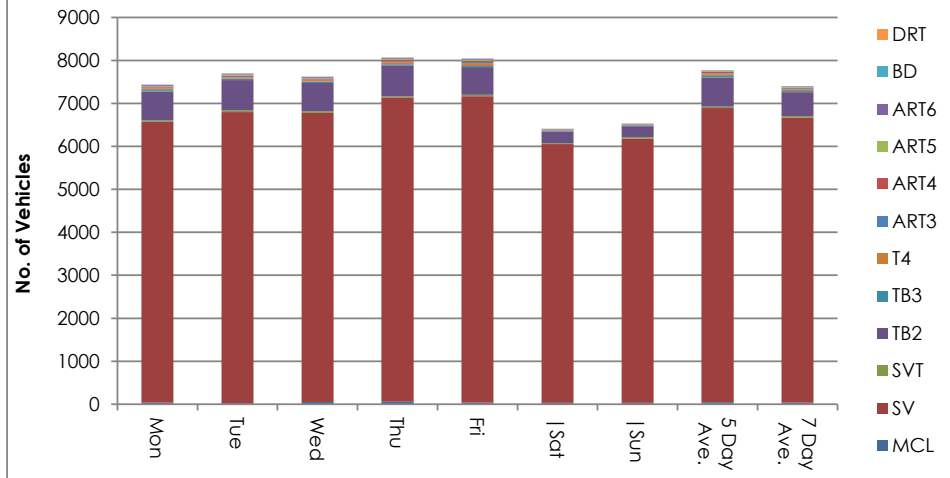
Time	Total	Classification												JPSL 50	JPSL% 50	JSL1 57 ACPO	JSL1% 57 ACPO	JSL2 65 DfT	JSL2% 65 DfT	Mean	Vpp 85
		1 MCL	2 SV	3 SVT	4 TB2	5 TB3	6 T4	7 ART3	8 ART4	9 ART5	10 ART6	11 BD	12 DRT								
0000	50	0	46	0	2	0	0	0	0	0	0	0	0	2	3.4	0	0.0	0	0.0	36.9	41.3
0100	29	0	26	0	2	0	0	0	0	1	0	0	0	1	1.9	0	1.0	0	0.0	37.5	42.1
0200	25	0	22	0	2	0	0	0	0	0	0	0	0	1	4.6	0	1.2	0	1.2	38.1	44.2
0300	22	0	18	0	2	0	0	0	0	0	0	0	0	0	1.3	0	0.7	0	0.0	37.2	42.7
0400	23	0	18	0	4	0	0	0	0	1	0	0	0	0	1.2	0	0.0	0	0.0	38	43.5
0500	76	1	63	0	10	1	0	0	1	0	0	0	0	3	3.4	0	0.4	0	0.0	38.9	43.5
0600	257	2	220	1	28	1	1	1	1	0	1	0	0	5	2.1	1	0.3	0	0.0	38.1	42.6
0700	385	2	326	2	49	2	1	1	2	0	1	0	0	4	1.0	1	0.4	0	0.0	37	41.6
0800	456	2	400	1	45	2	2	2	2	1	0	0	0	6	1.3	1	0.2	0	0.0	37	41.4
0900	426	1	362	2	49	2	3	2	2	1	2	0	0	4	0.9	0	0.1	0	0.0	36	40.4
1000	384	1	331	2	40	2	3	1	1	1	1	0	0	5	1.4	1	0.1	0	0.0	36.4	40.8
1100	431	2	375	2	41	1	4	1	2	1	1	0	0	4	0.9	0	0.1	0	0.0	36.3	40.5
1200	482	4	429	3	36	1	4	0	1	1	2	0	0	5	1.1	1	0.1	0	0.0	36.1	40.8
1300	485	3	431	3	38	1	3	1	3	1	1	0	0	6	1.2	1	0.2	0	0.0	36.1	40.5
1400	515	4	459	3	39	2	4	1	1	1	1	0	0	6	1.1	1	0.2	0	0.0	35.8	40.5
1500	547	3	488	3	42	2	3	2	2	1	1	0	0	5	0.9	1	0.2	0	0.0	36	40.5
1600	625	2	576	3	36	1	1	2	2	1	1	0	0	4	0.7	1	0.1	0	0.0	35.4	40.2
1700	631	3	586	2	32	2	1	1	2	1	1	0	0	9	1.4	1	0.1	0	0.1	35.6	40.7
1800	483	3	456	2	18	1	1	1	1	1	1	0	0	6	1.2	2	0.3	0	0.1	37.3	41.8
1900	342	2	321	2	13	1	1	1	0	1	0	0	0	6	1.7	1	0.3	0	0.0	37.8	42.5
2000	270	2	254	1	11	1	0	0	0	0	1	0	0	5	1.7	1	0.3	0	0.2	37.8	42.2
2100	190	2	177	1	9	1	0	0	1	0	0	0	0	4	2.3	1	0.5	0	0.0	37.9	42.4
2200	169	2	157	1	8	1	0	0	1	0	0	0	0	5	2.7	1	0.6	0	0.0	36.8	41.7
2300	94	1	88	0	4	0	0	0	0	0	0	0	0	1	1.5	0	0.3	0	0.0	37.2	41.8
07-19	5850	29	5217	28	465	19	31	15	21	12	11	1	0	64	1.1	10	0.2	1	0.0	36.2	40.8
06-22	6908	38	6188	33	525	23	34	17	23	14	13	1	0	85	1.2	14	0.2	2	0.0	36.5	41
06-00	7172	40	6433	34	537	24	34	17	24	15	13	1	0	91	1.3	15	0.2	2	0.0	36.5	41.1
00-00	7397	41	6628	34	559	25	35	17	26	16	15	1	0	97	1.3	16	0.2	2	0.0	36.5	41.2

Site 3A&B
 Location BRICKHILL ROAD NORTH - attached to POST
 Direction Southbound
 Virtual Week (1)

15719 - MILTON KEYNES
 JULY 2024
 AUTOMATIC TRAFFIC COUNT

Time	Total	Classification												JPSL 50	JPSL% 50	JSL1 57 ACPO	JSL1% 57 ACPO	JSL2 65 Dft	JSL2% 65 Dft	Mean	Vpp 85
		1 MCL	2 SV	3 SVT	4 TB2	5 TB3	6 T4	7 ART3	8 ART4	9 ART5	10 ART6	11 BD	12 DRT								
Mon	7434	42	6526	35	671	35	42	17	24	17	25	0	0	84	1.1	18	0.2	1	0.0	36.6	41.3
Tue	7692	28	6768	42	705	31	27	18	30	24	15	2	2	71	0.9	11	0.1	0	0.0	36	40.6
Wed	7621	51	6730	39	654	33	38	14	27	12	21	2	0	112	1.5	22	0.3	4	0.1	36.6	41.4
Thu	8062	58	7080	31	715	25	50	22	37	23	19	1	1	117	1.5	13	0.2	2	0.0	36.5	41.4
Fri	8040	40	7126	32	645	26	69	26	31	26	16	3	0	103	1.3	15	0.2	2	0.0	36	40.7
Sat	6409	35	6018	21	269	17	8	10	19	7	5	0	0	84	1.3	21	0.3	3	0.0	36.7	41.1
Sun	6524	34	6145	36	256	11	8	13	12	5	4	0	0	109	1.7	13	0.2	4	0.1	37.3	41.6
5 Day Ave.	7770	44	6846	36	678	30	45	19	30	20	19	2	1	97	1.2	16	0.2	2	0.0	36.3	41.1
7 Day Ave.	7397	41	6628	34	559	25	35	17	26	16	15	1	0	97	1.3	16	0.2	2	0.0	36.5	41.2
--	51782	288	46393	236	3915	178	242	120	180	114	105	8	3	680	1.3	113	0.2	16	0.0	36.5	41.2

Summary Graphs



Site 3A&B
 Location BRICKHILL ROAD NORTH - attached to POST
 Direction Southbound

15719 - MILTON KEYNES
 JULY 2024
 AUTOMATIC TRAFFIC COUNT

04 July 2024 Thursday

Time	Total	Speed Bins (mph)																											
		0 - 5	5 - 10	10 - 15	15 - 20	20 - 25	25 - 30	30 - 35	35 - 40	40 - 45	45 - 50	50 - 55	55 - 60	60 - 65	65 - 70	70 - 75	75 - 80	80 - 85	85 - 90	90 - 95	95 - 100	100 - 105	105 - 110	110 - 115	115 - 120	120 - 125	125 - 130	130 - 135	135 - 140
0100	28	0	0	0	0	0	0	6	13	8	0	1	0	0	0	0	0	0	0	0	0	0	0	0	0	0	0	0	0
0200	30	0	0	0	0	1	0	9	10	4	6	0	0	0	0	0	0	0	0	0	0	0	0	0	0	0	0	0	0
0300	14	0	0	0	0	0	2	2	7	2	1	0	0	0	0	0	0	0	0	0	0	0	0	0	0	0	0	0	0
0400	24	0	0	0	0	0	1	5	9	8	1	0	0	0	0	0	0	0	0	0	0	0	0	0	0	0	0	0	0
0500	90	0	0	0	0	0	0	13	35	28	9	4	1	0	0	0	0	0	0	0	0	0	0	0	0	0	0	0	0
0600	294	0	0	0	0	1	11	37	129	97	10	8	1	0	0	0	0	0	0	0	0	0	0	0	0	0	0	0	0
0700	476	0	0	0	0	0	17	109	209	107	27	3	4	0	0	0	0	0	0	0	0	0	0	0	0	0	0	0	0
0800	567	0	0	0	0	3	28	120	286	105	21	4	0	0	0	0	0	0	0	0	0	0	0	0	0	0	0	0	0
0900	457	0	0	1	1	14	28	151	187	56	13	5	0	0	1	0	0	0	0	0	0	0	0	0	0	0	0	0	0
1000	400	0	0	0	0	0	32	129	164	54	12	9	0	0	0	0	0	0	0	0	0	0	0	0	0	0	0	0	0
1100	386	0	0	0	0	1	27	135	153	56	12	2	0	0	0	0	0	0	0	0	0	0	0	0	0	0	0	0	0
1200	465	0	0	2	4	3	42	152	177	68	12	4	1	0	0	0	0	0	0	0	0	0	0	0	0	0	0	0	0
1300	454	0	0	1	0	6	26	143	173	83	17	3	0	1	1	0	0	0	0	0	0	0	0	0	0	0	0	0	0
1400	510	0	0	0	1	1	39	153	210	75	23	2	6	0	0	0	0	0	0	0	0	0	0	0	0	0	0	0	0
1500	595	0	0	0	2	6	41	182	237	99	20	7	1	0	0	0	0	0	0	0	0	0	0	0	0	0	0	0	0
1600	671	0	0	0	3	14	67	213	264	87	17	4	1	1	0	0	0	0	0	0	0	0	0	0	0	0	0	0	0
1700	730	0	2	3	23	38	100	240	245	63	12	4	0	0	0	0	0	0	0	0	0	0	0	0	0	0	0	0	0
1800	559	0	0	0	0	3	39	168	214	111	19	5	0	0	0	0	0	0	0	0	0	0	0	0	0	0	0	0	0
1900	404	0	0	0	0	0	11	97	186	82	19	8	1	0	0	0	0	0	0	0	0	0	0	0	0	0	0	0	0
2000	351	0	0	1	0	0	22	80	146	78	17	7	0	0	0	0	0	0	0	0	0	0	0	0	0	0	0	0	0
2100	245	0	0	0	0	0	9	59	97	59	12	5	4	0	0	0	0	0	0	0	0	0	0	0	0	0	0	0	0
2200	189	0	0	0	0	0	18	61	72	30	5	3	0	0	0	0	0	0	0	0	0	0	0	0	0	0	0	0	0
2300	94	0	0	0	0	0	5	21	40	21	4	2	1	0	0	0	0	0	0	0	0	0	0	0	0	0	0	0	0
07-19	6270	0	2	7	34	89	486	1895	2519	964	205	52	13	2	2	0	0	0	0	0	0	0	0	0	0	0	0	0	0
06-22	7564	0	2	8	34	90	539	2168	3077	1280	263	80	19	2	2	0	0	0	0	0	0	0	0	0	0	0	0	0	0
06-00	7847	0	2	8	34	90	562	2250	3189	1331	272	85	20	2	2	0	0	0	0	0	0	0	0	0	0	0	0	0	0
00-00	8062	0	2	8	34	91	567	2292	3276	1384	291	92	21	2	2	0	0	0	0	0	0	0	0	0	0	0	0	0	0

Site 3A&B
 Location BRICKHILL ROAD NORTH - attached to POST
 Direction Southbound

15719 - MILTON KEYNES
 JULY 2024
 AUTOMATIC TRAFFIC COUNT

05 July 2024 Friday

Time	Total	Speed Bins (mph)																											
		0 - 5	5 - 10	10 - 15	15 - 20	20 - 25	25 - 30	30 - 35	35 - 40	40 - 45	45 - 50	50 - 55	55 - 60	60 - 65	65 - 70	70 - 75	75 - 80	80 - 85	85 - 90	90 - 95	95 - 100	100 - 105	105 - 110	110 - 115	115 - 120	120 - 125	125 - 130	130 - 135	135 - 140
0000	61	0	0	0	0	0	6	16	25	12	1	1	0	0	0	0	0	0	0	0	0	0	0	0	0	0	0	0	0
0100	26	0	0	0	0	0	4	5	10	4	2	0	1	0	0	0	0	0	0	0	0	0	0	0	0	0	0	0	0
0200	22	0	0	0	0	1	0	7	5	2	3	3	0	0	0	1	0	0	0	0	0	0	0	0	0	0	0	0	0
0300	13	0	0	0	0	0	3	5	3	1	1	0	0	0	0	0	0	0	0	0	0	0	0	0	0	0	0	0	
0400	30	0	0	0	0	0	0	7	17	5	1	0	0	0	0	0	0	0	0	0	0	0	0	0	0	0	0	0	
0500	82	0	0	0	0	0	5	14	40	17	4	1	1	0	0	0	0	0	0	0	0	0	0	0	0	0	0	0	
0600	295	0	0	0	0	0	13	67	136	64	6	8	1	0	0	0	0	0	0	0	0	0	0	0	0	0	0	0	
0700	436	0	0	0	0	3	36	129	179	68	16	3	2	0	0	0	0	0	0	0	0	0	0	0	0	0	0	0	
0800	532	0	0	0	0	1	28	182	236	67	10	8	0	0	0	0	0	0	0	0	0	0	0	0	0	0	0	0	
0900	470	0	0	0	2	6	58	174	168	49	13	0	0	0	0	0	0	0	0	0	0	0	0	0	0	0	0	0	
1000	398	0	0	0	0	3	35	150	155	28	20	7	0	0	0	0	0	0	0	0	0	0	0	0	0	0	0	0	
1100	455	0	0	0	0	8	44	146	183	52	17	3	2	0	0	0	0	0	0	0	0	0	0	0	0	0	0	0	
1200	502	0	0	0	4	15	33	153	189	84	19	4	1	0	0	0	0	0	0	0	0	0	0	0	0	0	0	0	
1300	523	0	0	0	1	6	41	175	206	77	11	4	1	1	0	0	0	0	0	0	0	0	0	0	0	0	0	0	
1400	539	2	13	5	3	9	45	178	193	74	8	5	3	0	1	0	0	0	0	0	0	0	0	0	0	0	0	0	
1500	644	0	0	0	2	17	64	236	226	78	19	1	1	0	0	0	0	0	0	0	0	0	0	0	0	0	0	0	
1600	708	0	0	0	2	2	40	198	299	137	22	5	1	2	0	0	0	0	0	0	0	0	0	0	0	0	0		
1700	633	0	0	0	0	10	51	177	263	91	28	11	1	1	0	0	0	0	0	0	0	0	0	0	0	0	0	0	
1800	506	0	0	0	0	2	48	226	179	44	5	1	0	1	0	0	0	0	0	0	0	0	0	0	0	0	0	0	
1900	361	0	0	1	4	2	14	113	142	59	17	6	3	0	0	0	0	0	0	0	0	0	0	0	0	0	0	0	
2000	290	0	0	0	1	0	13	102	112	49	10	2	1	0	0	0	0	0	0	0	0	0	0	0	0	0	0	0	
2100	181	0	0	0	0	1	9	78	72	15	2	4	0	0	0	0	0	0	0	0	0	0	0	0	0	0	0	0	
2200	197	0	0	0	0	2	28	83	64	15	5	0	0	0	0	0	0	0	0	0	0	0	0	0	0	0	0	0	
2300	136	0	0	0	0	0	5	54	58	16	3	0	0	0	0	0	0	0	0	0	0	0	0	0	0	0	0	0	
07-19	6346	2	13	5	14	82	523	2124	2476	849	188	52	12	5	1	0	0	0	0	0	0	0	0	0	0	0	0		
06-22	7473	2	13	6	19	85	572	2484	2938	1036	223	72	17	5	1	0	0	0	0	0	0	0	0	0	0	0	0		
06-00	7806	2	13	6	19	87	605	2621	3060	1067	231	72	17	5	1	0	0	0	0	0	0	0	0	0	0	0	0		
00-00	8040	2	13	6	19	88	623	2675	3160	1108	243	77	19	5	1	1	0	0	0	0	0	0	0	0	0	0	0		

Site 3A&B
 Location BRICKHILL ROAD NORTH - attached to POST
 Direction Southbound

15719 - MILTON KEYNES
 JULY 2024
 AUTOMATIC TRAFFIC COUNT

06 July 2024 Saturday

Time	Total	Speed Bins (mph)																											
		0 - 5	5 - 10	10 - 15	15 - 20	20 - 25	25 - 30	30 - 35	35 - 40	40 - 45	45 - 50	50 - 55	55 - 60	60 - 65	65 - 70	70 - 75	75 - 80	80 - 85	85 - 90	90 - 95	95 - 100	100 - 105	105 - 110	110 - 115	115 - 120	120 - 125	125 - 130	130 - 135	135 - 140
0000	59	0	0	0	0	1	4	14	24	13	2	0	1	0	0	0	0	0	0	0	0	0	0	0	0	0	0	0	0
0100	37	0	0	0	0	0	2	8	21	3	3	0	0	0	0	0	0	0	0	0	0	0	0	0	0	0	0	0	0
0200	31	0	0	0	0	0	2	8	14	5	2	0	0	0	0	0	0	0	0	0	0	0	0	0	0	0	0	0	0
0300	33	0	0	0	0	0	5	7	11	5	4	0	1	0	0	0	0	0	0	0	0	0	0	0	0	0	0	0	0
0400	17	0	0	0	0	1	0	6	7	2	1	0	0	0	0	0	0	0	0	0	0	0	0	0	0	0	0	0	0
0500	48	0	0	0	0	0	3	10	20	13	1	1	0	0	0	0	0	0	0	0	0	0	0	0	0	0	0	0	0
0600	120	0	0	0	0	0	7	26	51	28	8	0	0	0	0	0	0	0	0	0	0	0	0	0	0	0	0	0	0
0700	182	0	0	0	0	1	2	38	84	41	14	0	2	0	0	0	0	0	0	0	0	0	0	0	0	0	0	0	0
0800	271	0	0	0	0	0	10	72	128	46	12	2	1	0	0	0	0	0	0	0	0	0	0	0	0	0	0	0	0
0900	365	0	0	0	0	0	16	128	155	58	6	2	0	0	0	0	0	0	0	0	0	0	0	0	0	0	0	0	0
1000	431	0	0	0	0	1	34	114	204	67	5	2	3	1	0	0	0	0	0	0	0	0	0	0	0	0	0	0	0
1100	546	0	0	0	3	7	43	176	242	62	11	2	0	0	0	0	0	0	0	0	0	0	0	0	0	0	0	0	0
1200	531	0	0	0	0	2	22	169	232	80	18	5	2	1	0	0	0	0	0	0	0	0	0	0	0	0	0	0	0
1300	537	0	0	0	0	3	29	144	263	76	15	5	0	2	0	0	0	0	0	0	0	0	0	0	0	0	0	0	0
1400	511	0	0	2	6	19	34	163	200	65	13	8	1	0	0	0	0	0	0	0	0	0	0	0	0	0	0	0	0
1500	493	0	0	1	0	3	41	205	174	60	4	5	0	0	0	0	0	0	0	0	0	0	0	0	0	0	0	0	0
1600	512	0	0	0	3	2	31	179	211	66	13	6	1	0	0	0	0	0	0	0	0	0	0	0	0	0	0	0	0
1700	381	0	0	0	0	2	18	89	180	63	23	2	3	0	0	1	0	0	0	0	0	0	0	0	0	0	0	0	0
1800	296	0	0	0	0	2	3	71	136	65	15	2	2	0	0	0	0	0	0	0	0	0	0	0	0	0	0	0	0
1900	222	0	0	0	0	0	7	37	112	48	15	3	0	0	0	0	0	0	0	0	0	0	0	0	0	0	0	0	0
2000	269	0	0	0	0	0	3	52	128	62	19	0	3	0	0	2	0	0	0	0	0	0	0	0	0	0	0	0	0
2100	185	0	0	0	0	0	4	48	82	29	17	3	2	0	0	0	0	0	0	0	0	0	0	0	0	0	0	0	0
2200	191	0	0	0	0	2	14	62	76	29	2	4	1	1	0	0	0	0	0	0	0	0	0	0	0	0	0	0	0
2300	141	0	0	0	0	0	7	44	49	33	7	1	0	0	0	0	0	0	0	0	0	0	0	0	0	0	0	0	0
07-19	5056	0	0	3	12	42	283	1548	2209	749	149	41	15	4	0	1	0	0	0	0	0	0	0	0	0	0	0	0	0
06-22	5852	0	0	3	12	42	304	1711	2582	916	208	47	20	4	0	3	0	0	0	0	0	0	0	0	0	0	0	0	0
06-00	6184	0	0	3	12	44	325	1817	2707	978	217	52	21	5	0	3	0	0	0	0	0	0	0	0	0	0	0	0	0
00-00	6409	0	0	3	12	46	341	1870	2804	1019	230	53	23	5	0	3	0	0	0	0	0	0	0	0	0	0	0	0	0

Site 3A&B
 Location BRICKHILL ROAD NORTH - attached to POST
 Direction Southbound
 07 July 2024 Sunday

15719 - MILTON KEYNES
 JULY 2024
 AUTOMATIC TRAFFIC COUNT

Time	Total	Speed Bins (mph)																											
		0 - 5	5 - 10	10 - 15	15 - 20	20 - 25	25 - 30	30 - 35	35 - 40	40 - 45	45 - 50	50 - 55	55 - 60	60 - 65	65 - 70	70 - 75	75 - 80	80 - 85	85 - 90	90 - 95	95 - 100	100 - 105	105 - 110	110 - 115	115 - 120	120 - 125	125 - 130	130 - 135	135 - 140
0000	94	0	0	0	0	0	1	26	56	7	1	3	0	0	0	0	0	0	0	0	0	0	0	0	0	0	0	0	0
0100	64	0	0	0	0	0	2	15	26	16	4	0	1	0	0	0	0	0	0	0	0	0	0	0	0	0	0	0	0
0200	48	0	0	0	0	0	2	13	17	11	2	2	0	0	1	0	0	0	0	0	0	0	0	0	0	0	0	0	0
0300	40	0	0	0	0	0	3	9	15	8	4	1	0	0	0	0	0	0	0	0	0	0	0	0	0	0	0	0	0
0400	25	0	0	0	0	0	1	6	11	5	2	0	0	0	0	0	0	0	0	0	0	0	0	0	0	0	0	0	0
0500	43	0	0	0	0	0	3	4	22	12	0	2	0	0	0	0	0	0	0	0	0	0	0	0	0	0	0	0	0
0600	71	0	0	0	0	0	1	10	29	21	6	3	1	0	0	0	0	0	0	0	0	0	0	0	0	0	0	0	0
0700	112	0	0	0	0	0	3	25	40	34	9	1	0	0	0	0	0	0	0	0	0	0	0	0	0	0	0	0	0
0800	169	0	0	0	1	1	7	22	63	50	19	4	2	0	0	0	0	0	0	0	0	0	0	0	0	0	0	0	0
0900	248	0	0	0	0	1	5	53	120	49	18	2	0	0	0	0	0	0	0	0	0	0	0	0	0	0	0	0	0
1000	343	0	0	2	0	3	10	71	160	70	17	6	3	1	0	0	0	0	0	0	0	0	0	0	0	0	0	0	0
1100	444	0	0	0	0	0	12	111	211	89	11	9	0	0	1	0	0	0	0	0	0	0	0	0	0	0	0	0	0
1200	597	0	0	0	0	7	34	190	277	74	9	5	1	0	0	0	0	0	0	0	0	0	0	0	0	0	0	0	0
1300	593	0	0	0	1	4	44	200	257	73	10	3	1	0	0	0	0	0	0	0	0	0	0	0	0	0	0	0	0
1400	544	0	0	0	3	5	30	178	227	72	22	6	1	0	0	0	0	0	0	0	0	0	0	0	0	0	0	0	0
1500	477	0	0	0	0	0	9	125	230	81	21	8	3	0	0	0	0	0	0	0	0	0	0	0	0	0	0	0	0
1600	512	0	0	0	0	0	10	177	234	78	13	0	0	0	0	0	0	0	0	0	0	0	0	0	0	0	0	0	0
1700	507	0	0	0	0	0	11	101	272	94	15	10	4	0	0	0	0	0	0	0	0	0	0	0	0	0	0	0	0
1800	451	0	0	0	0	0	6	130	197	93	20	3	1	0	1	0	0	0	0	0	0	0	0	0	0	0	0	0	0
1900	392	0	0	0	0	0	4	97	178	92	15	4	2	0	0	0	0	0	0	0	0	0	0	0	0	0	0	0	0
2000	293	0	0	0	0	0	5	67	149	55	13	2	1	0	1	0	0	0	0	0	0	0	0	0	0	0	0	0	0
2100	222	0	0	0	0	0	5	38	101	51	23	2	2	0	0	0	0	0	0	0	0	0	0	0	0	0	0	0	0
2200	140	0	0	0	0	0	2	43	59	22	10	3	1	0	0	0	0	0	0	0	0	0	0	0	0	0	0	0	0
2300	95	0	0	0	0	0	5	29	44	13	3	1	0	0	0	0	0	0	0	0	0	0	0	0	0	0	0	0	0
07-19	4997	0	0	2	5	21	181	1383	2288	857	184	57	16	1	2	0	0	0	0	0	0	0	0	0	0	0	0	0	0
06-22	5975	0	0	2	5	21	196	1595	2745	1076	241	68	22	1	3	0	0	0	0	0	0	0	0	0	0	0	0	0	0
06-00	6210	0	0	2	5	21	203	1667	2848	1111	254	72	23	1	3	0	0	0	0	0	0	0	0	0	0	0	0	0	0
00-00	6524	0	0	2	5	21	215	1740	2995	1170	267	80	24	1	4	0	0	0	0	0	0	0	0	0	0	0	0	0	0

Site 3A&B
 Location BRICKHILL ROAD NORTH - attached to POST
 Direction Southbound

15719 - MILTON KEYNES
 JULY 2024
 AUTOMATIC TRAFFIC COUNT

08 July 2024 Monday

Time	Total	Speed Bins (mph)																											
		0 - 5	5 - 10	10 - 15	15 - 20	20 - 25	25 - 30	30 - 35	35 - 40	40 - 45	45 - 50	50 - 55	55 - 60	60 - 65	65 - 70	70 - 75	75 - 80	80 - 85	85 - 90	90 - 95	95 - 100	100 - 105	105 - 110	110 - 115	115 - 120	120 - 125	125 - 130	130 - 135	135 - 140
0000	41	0	0	0	0	0	5	4	17	8	4	2	1	0	0	0	0	0	0	0	0	0	0	0	0	0	0	0	0
0100	17	0	0	0	0	0	2	6	6	2	1	0	0	0	0	0	0	0	0	0	0	0	0	0	0	0	0	0	0
0200	14	0	0	0	0	0	2	5	5	2	0	0	0	0	0	0	0	0	0	0	0	0	0	0	0	0	0	0	0
0300	13	0	0	0	0	1	0	4	5	2	1	0	0	0	0	0	0	0	0	0	0	0	0	0	0	0	0	0	0
0400	24	0	0	0	0	0	0	3	10	4	7	0	0	0	0	0	0	0	0	0	0	0	0	0	0	0	0	0	0
0500	101	0	0	0	0	0	2	10	43	32	9	3	2	0	0	0	0	0	0	0	0	0	0	0	0	0	0	0	0
0600	358	0	0	0	2	0	6	81	146	91	23	4	5	0	0	0	0	0	0	0	0	0	0	0	0	0	0	0	0
0700	499	0	0	0	0	1	20	130	222	92	31	2	0	1	0	0	0	0	0	0	0	0	0	0	0	0	0	0	0
0800	540	0	0	0	0	5	38	145	225	102	17	5	2	1	0	0	0	0	0	0	0	0	0	0	0	0	0	0	0
0900	434	0	0	1	0	2	38	125	179	67	15	5	2	0	0	0	0	0	0	0	0	0	0	0	0	0	0	0	0
1000	375	0	0	0	0	4	21	101	168	54	25	2	0	0	0	0	0	0	0	0	0	0	0	0	0	0	0	0	0
1100	416	0	0	0	1	9	44	131	160	51	14	3	3	0	0	0	0	0	0	0	0	0	0	0	0	0	0	0	0
1200	438	0	0	0	2	3	41	139	173	57	22	1	0	0	0	0	0	0	0	0	0	0	0	0	0	0	0	0	0
1300	471	0	0	0	3	15	53	150	173	60	10	5	1	1	0	0	0	0	0	0	0	0	0	0	0	0	0	0	0
1400	476	0	0	0	0	1	34	128	222	74	15	2	0	0	0	0	0	0	0	0	0	0	0	0	0	0	0	0	0
1500	540	0	0	0	0	1	42	186	221	77	13	0	0	0	0	0	0	0	0	0	0	0	0	0	0	0	0	0	0
1600	642	0	0	0	1	12	78	238	222	81	6	1	3	0	0	0	0	0	0	0	0	0	0	0	0	0	0	0	0
1700	655	0	0	0	7	19	67	191	217	115	31	8	0	0	0	0	0	0	0	0	0	0	0	0	0	0	0	0	0
1800	460	0	0	0	0	0	3	105	208	116	25	1	1	0	1	0	0	0	0	0	0	0	0	0	0	0	0	0	0
1900	315	0	0	0	0	0	7	81	137	65	22	3	0	0	0	0	0	0	0	0	0	0	0	0	0	0	0	0	0
2000	233	0	0	0	0	0	11	50	103	52	10	5	1	1	0	0	0	0	0	0	0	0	0	0	0	0	0	0	0
2100	165	0	0	0	0	0	4	27	98	27	6	3	0	0	0	0	0	0	0	0	0	0	0	0	0	0	0	0	0
2200	141	0	0	0	0	0	16	47	52	20	4	2	0	0	0	0	0	0	0	0	0	0	0	0	0	0	0	0	0
2300	66	0	0	0	1	0	3	14	28	15	4	0	0	1	0	0	0	0	0	0	0	0	0	0	0	0	0	0	0
07-19	5946	0	0	1	14	72	479	1769	2390	946	224	35	12	3	1	0	0	0	0	0	0	0	0	0	0	0	0	0	0
06-22	7017	0	0	1	16	72	507	2008	2874	1181	285	50	18	4	1	0	0	0	0	0	0	0	0	0	0	0	0	0	0
06-00	7224	0	0	1	17	72	526	2069	2954	1216	293	52	18	5	1	0	0	0	0	0	0	0	0	0	0	0	0	0	0
00-00	7434	0	0	1	17	73	537	2101	3040	1266	315	57	21	5	1	0	0	0	0	0	0	0	0	0	0	0	0	0	0

Site 3A&B
 Location BRICKHILL ROAD NORTH - attached to POST
 Direction Southbound

15719 - MILTON KEYNES
 JULY 2024
 AUTOMATIC TRAFFIC COUNT

09 July 2024 Tuesday

Time	Total	Speed Bins (mph)																											
		0 - 5	5 - 10	10 - 15	15 - 20	20 - 25	25 - 30	30 - 35	35 - 40	40 - 45	45 - 50	50 - 55	55 - 60	60 - 65	65 - 70	70 - 75	75 - 80	80 - 85	85 - 90	90 - 95	95 - 100	100 - 105	105 - 110	110 - 115	115 - 120	120 - 125	125 - 130	130 - 135	135 - 140
0000	35	0	0	0	0	5	2	14	11	2	0	1	0	0	0	0	0	0	0	0	0	0	0	0	0	0	0	0	0
0100	16	0	0	0	0	1	0	3	8	2	1	1	0	0	0	0	0	0	0	0	0	0	0	0	0	0	0	0	0
0200	18	0	0	0	0	0	2	5	6	4	1	0	0	0	0	0	0	0	0	0	0	0	0	0	0	0	0	0	0
0300	20	0	0	0	0	0	0	3	7	9	1	0	0	0	0	0	0	0	0	0	0	0	0	0	0	0	0	0	0
0400	22	0	0	0	0	0	3	2	9	4	3	1	0	0	0	0	0	0	0	0	0	0	0	0	0	0	0	0	0
0500	90	0	0	0	0	0	3	19	54	14	0	0	0	0	0	0	0	0	0	0	0	0	0	0	0	0	0	0	0
0600	338	0	0	1	0	3	24	82	142	69	14	3	0	0	0	0	0	0	0	0	0	0	0	0	0	0	0	0	0
0700	491	0	0	1	2	11	33	139	222	55	21	4	2	1	0	0	0	0	0	0	0	0	0	0	0	0	0	0	0
0800	509	0	0	0	0	0	8	123	248	90	31	8	1	0	0	0	0	0	0	0	0	0	0	0	0	0	0	0	0
0900	515	0	0	0	0	4	58	161	211	62	11	7	1	0	0	0	0	0	0	0	0	0	0	0	0	0	0	0	0
1000	375	0	0	0	0	0	24	126	168	50	6	1	0	0	0	0	0	0	0	0	0	0	0	0	0	0	0	0	0
1100	411	0	0	0	0	1	11	133	189	59	17	0	0	1	0	0	0	0	0	0	0	0	0	0	0	0	0	0	0
1200	424	0	0	0	0	8	23	114	191	63	20	4	1	0	0	0	0	0	0	0	0	0	0	0	0	0	0	0	0
1300	411	0	0	0	0	0	25	135	193	51	4	3	0	0	0	0	0	0	0	0	0	0	0	0	0	0	0	0	0
1400	476	0	0	0	0	0	22	152	217	73	11	0	1	0	0	0	0	0	0	0	0	0	0	0	0	0	0	0	0
1500	537	0	0	0	1	11	62	208	191	54	8	2	0	0	0	0	0	0	0	0	0	0	0	0	0	0	0	0	0
1600	668	0	1	3	8	27	99	273	205	43	7	1	1	0	0	0	0	0	0	0	0	0	0	0	0	0	0	0	0
1700	755	0	0	0	10	54	144	271	209	56	8	3	0	0	0	0	0	0	0	0	0	0	0	0	0	0	0	0	0
1800	587	0	0	0	0	1	21	158	260	121	19	6	1	0	0	0	0	0	0	0	0	0	0	0	0	0	0	0	0
1900	337	0	0	0	0	1	14	105	135	65	13	4	0	0	0	0	0	0	0	0	0	0	0	0	0	0	0	0	0
2000	246	0	0	0	0	0	7	52	122	54	9	2	0	0	0	0	0	0	0	0	0	0	0	0	0	0	0	0	0
2100	186	0	0	0	0	1	7	50	75	33	17	2	1	0	0	0	0	0	0	0	0	0	0	0	0	0	0	0	0
2200	159	0	0	0	0	0	8	41	57	39	9	2	2	1	0	0	0	0	0	0	0	0	0	0	0	0	0	0	0
2300	66	0	0	0	0	0	0	14	24	20	6	1	1	0	0	0	0	0	0	0	0	0	0	0	0	0	0	0	0
07-19	6159	0	1	4	21	117	530	1993	2504	777	163	39	8	2	0	0	0	0	0	0	0	0	0	0	0	0	0	0	0
06-22	7266	0	1	5	21	122	582	2282	2978	998	216	50	9	2	0	0	0	0	0	0	0	0	0	0	0	0	0	0	0
06-00	7491	0	1	5	21	122	590	2337	3059	1057	231	53	12	3	0	0	0	0	0	0	0	0	0	0	0	0	0	0	0
00-00	7692	0	1	5	21	128	600	2383	3154	1092	237	56	12	3	0	0	0	0	0	0	0	0	0	0	0	0	0	0	0

Site 3A&B
 Location BRICKHILL ROAD NORTH - attached to POST
 Direction Southbound

15719 - MILTON KEYNES
 JULY 2024
 AUTOMATIC TRAFFIC COUNT

10 July 2024 Wednesday

Time	Total	Speed Bins (mph)																											
		0 - 5	5 - 10	10 - 15	15 - 20	20 - 25	25 - 30	30 - 35	35 - 40	40 - 45	45 - 50	50 - 55	55 - 60	60 - 65	65 - 70	70 - 75	75 - 80	80 - 85	85 - 90	90 - 95	95 - 100	100 - 105	105 - 110	110 - 115	115 - 120	120 - 125	125 - 130	130 - 135	135 - 140
0000	30	0	0	0	0	0	3	9	9	4	4	1	0	0	0	0	0	0	0	0	0	0	0	0	0	0	0	0	0
0100	18	0	0	0	0	0	1	2	13	2	0	0	0	0	0	0	0	0	0	0	0	0	0	0	0	0	0	0	0
0200	10	0	0	0	0	0	0	1	6	1	1	1	0	0	0	0	0	0	0	0	0	0	0	0	0	0	0	0	0
0300	19	0	0	0	0	1	2	7	4	5	0	0	0	0	0	0	0	0	0	0	0	0	0	0	0	0	0	0	
0400	19	0	0	0	0	0	2	4	7	5	0	1	0	0	0	0	0	0	0	0	0	0	0	0	0	0	0	0	
0500	81	0	0	0	0	0	2	13	32	24	7	3	0	0	0	0	0	0	0	0	0	0	0	0	0	0	0	0	
0600	321	0	0	0	0	0	8	52	142	93	22	4	0	0	0	0	0	0	0	0	0	0	0	0	0	0	0	0	
0700	500	0	0	0	0	1	33	150	203	83	28	0	2	0	0	0	0	0	0	0	0	0	0	0	0	0	0	0	
0800	606	0	0	0	2	10	45	188	249	89	18	4	1	0	0	0	0	0	0	0	0	0	0	0	0	0	0	0	
0900	493	0	0	0	1	10	35	162	211	59	14	1	0	0	0	0	0	0	0	0	0	0	0	0	0	0	0	0	
1000	369	0	0	0	0	10	52	117	139	38	10	3	0	0	0	0	0	0	0	0	0	0	0	0	0	0	0	0	
1100	358	0	0	0	0	0	24	104	152	62	15	0	1	0	0	0	0	0	0	0	0	0	0	0	0	0	0	0	
1200	415	0	0	1	5	11	58	111	158	58	6	4	2	1	0	0	0	0	0	0	0	0	0	0	0	0	0	0	
1300	405	0	0	0	0	12	36	109	168	56	16	7	1	0	0	0	0	0	0	0	0	0	0	0	0	0	0	0	
1400	546	0	0	0	5	26	59	174	205	63	9	4	0	1	0	0	0	0	0	0	0	0	0	0	0	0	0	0	
1500	540	0	0	0	0	0	25	143	254	84	26	3	4	0	0	1	0	0	0	0	0	0	0	0	0	0	0	0	
1600	660	0	0	0	4	22	68	220	242	82	19	3	0	0	0	0	0	0	0	0	0	0	0	0	0	0	0	0	
1700	756	0	0	0	1	8	59	226	309	109	29	13	0	0	2	0	0	0	0	0	0	0	0	0	0	0	0	0	
1800	525	0	0	0	0	0	7	106	229	131	37	9	2	4	0	0	0	0	0	0	0	0	0	0	0	0	0	0	
1900	360	0	0	0	0	0	4	72	165	87	25	3	3	0	0	1	0	0	0	0	0	0	0	0	0	0	0	0	
2000	210	0	0	0	0	0	7	41	105	40	12	5	0	0	0	0	0	0	0	0	0	0	0	0	0	0	0	0	
2100	148	0	0	0	0	0	7	22	72	34	10	2	1	0	0	0	0	0	0	0	0	0	0	0	0	0	0	0	
2200	169	0	0	0	0	0	4	39	59	41	14	10	2	0	0	0	0	0	0	0	0	0	0	0	0	0	0	0	
2300	63	0	0	0	0	0	4	19	25	11	2	1	1	0	0	0	0	0	0	0	0	0	0	0	0	0	0	0	
07-19	6173	0	0	1	18	110	501	1810	2519	914	227	51	13	6	2	1	0	0	0	0	0	0	0	0	0	0	0	0	
06-22	7212	0	0	1	18	110	527	1997	3003	1168	296	65	17	6	2	2	0	0	0	0	0	0	0	0	0	0	0	0	
06-00	7444	0	0	1	18	110	535	2055	3087	1220	312	76	20	6	2	2	0	0	0	0	0	0	0	0	0	0	0	0	
00-00	7621	0	0	1	18	111	545	2091	3158	1261	324	82	20	6	2	2	0	0	0	0	0	0	0	0	0	0	0	0	

Site 3A&B
 Location BRICKHILL ROAD NORTH - attached to POST
 Direction Southbound
 Virtual Day (7)

15719 - MILTON KEYNES
 JULY 2024
 AUTOMATIC TRAFFIC COUNT

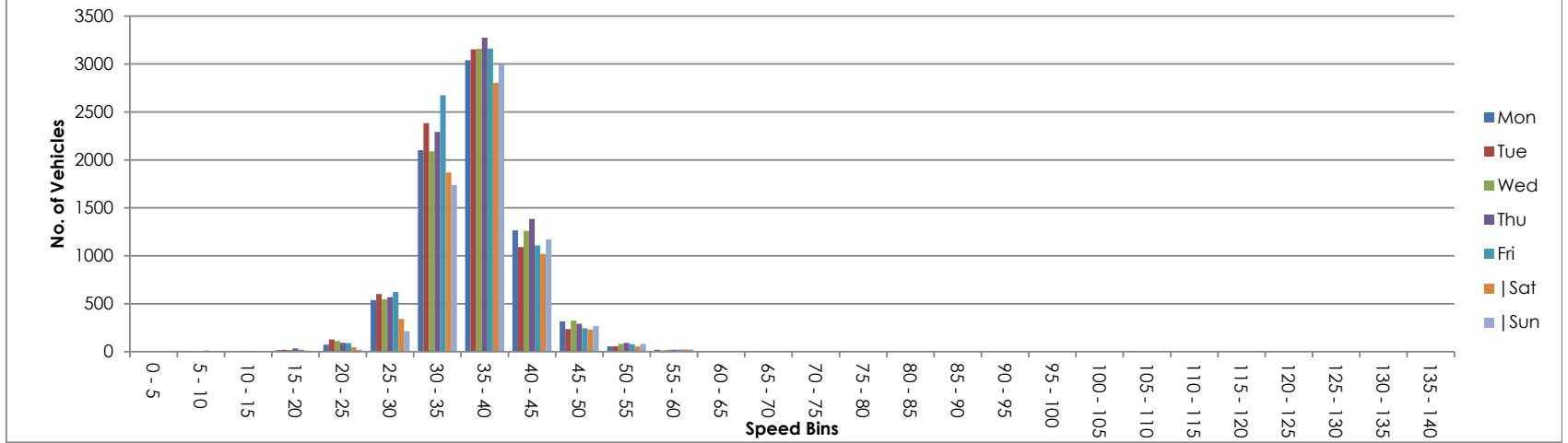
Time	Total	Speed Bins (mph)																											
		0 - 5	5 - 10	10 - 15	15 - 20	20 - 25	25 - 30	30 - 35	35 - 40	40 - 45	45 - 50	50 - 55	55 - 60	60 - 65	65 - 70	70 - 75	75 - 80	80 - 85	85 - 90	90 - 95	95 - 100	100 - 105	105 - 110	110 - 115	115 - 120	120 - 125	125 - 130	130 - 135	135 - 140
0000	50	0	0	0	0	1	3	13	22	7	2	1	0	0	0	0	0	0	0	0	0	0	0	0	0	0	0	0	0
0100	29	0	0	0	0	0	2	6	14	5	2	0	0	0	0	0	0	0	0	0	0	0	0	0	0	0	0	0	0
0200	25	0	0	0	0	0	1	7	9	4	2	1	0	0	0	0	0	0	0	0	0	0	0	0	0	0	0	0	0
0300	22	0	0	0	0	0	2	5	7	5	2	0	0	0	0	0	0	0	0	0	0	0	0	0	0	0	0	0	0
0400	23	0	0	0	0	0	1	5	10	5	2	0	0	0	0	0	0	0	0	0	0	0	0	0	0	0	0	0	0
0500	76	0	0	0	0	0	3	12	35	20	4	2	1	0	0	0	0	0	0	0	0	0	0	0	0	0	0	0	0
0600	257	0	0	0	0	1	10	51	111	66	13	4	1	0	0	0	0	0	0	0	0	0	0	0	0	0	0	0	0
0700	385	0	0	0	0	2	21	103	166	69	21	2	2	0	0	0	0	0	0	0	0	0	0	0	0	0	0	0	0
0800	456	0	0	0	0	3	23	122	205	78	18	5	1	0	0	0	0	0	0	0	0	0	0	0	0	0	0	0	0
0900	426	0	0	0	1	5	34	136	176	57	13	3	0	0	0	0	0	0	0	0	0	0	0	0	0	0	0	0	0
1000	384	0	0	0	0	3	30	115	165	52	14	4	1	0	0	0	0	0	0	0	0	0	0	0	0	0	0	0	0
1100	431	0	0	0	1	4	29	134	184	62	14	3	1	0	0	0	0	0	0	0	0	0	0	0	0	0	0	0	0
1200	482	0	0	0	2	7	36	147	200	69	15	4	1	0	0	0	0	0	0	0	0	0	0	0	0	0	0	0	0
1300	485	0	0	0	1	7	36	151	205	68	12	4	1	1	0	0	0	0	0	0	0	0	0	0	0	0	0	0	0
1400	515	0	2	1	3	9	38	161	211	71	14	4	2	0	0	0	0	0	0	0	0	0	0	0	0	0	0	0	0
1500	547	0	0	0	1	5	41	184	219	76	16	4	1	0	0	0	0	0	0	0	0	0	0	0	0	0	0	0	0
1600	625	0	0	0	3	11	56	214	240	82	14	3	1	0	0	0	0	0	0	0	0	0	0	0	0	0	0	0	0
1700	631	0	0	0	6	19	64	185	242	84	21	7	1	0	0	0	0	0	0	0	0	0	0	0	0	0	0	0	0
1800	483	0	0	0	0	1	18	138	203	97	20	4	1	1	0	0	0	0	0	0	0	0	0	0	0	0	0	0	0
1900	342	0	0	0	1	0	9	86	151	71	18	4	1	0	0	0	0	0	0	0	0	0	0	0	0	0	0	0	0
2000	270	0	0	0	0	0	10	63	124	56	13	3	1	0	0	0	0	0	0	0	0	0	0	0	0	0	0	0	0
2100	190	0	0	0	0	0	6	46	85	35	12	3	1	0	0	0	0	0	0	0	0	0	0	0	0	0	0	0	0
2200	169	0	0	0	0	1	13	54	63	28	7	3	1	0	0	0	0	0	0	0	0	0	0	0	0	0	0	0	0
2300	94	0	0	0	0	0	4	28	38	18	4	1	0	0	0	0	0	0	0	0	0	0	0	0	0	0	0	0	0
07-19	5850	0	2	3	17	76	426	1789	2415	865	191	47	13	3	1	0	0	0	0	0	0	0	0	0	0	0	0	0	0
06-22	6908	0	2	4	18	77	461	2035	2885	1094	247	62	17	3	1	1	0	0	0	0	0	0	0	0	0	0	0	0	0
06-00	7172	0	2	4	18	78	478	2117	2986	1140	259	66	19	4	1	1	0	0	0	0	0	0	0	0	0	0	0	0	0
00-00	7397	0	2	4	18	80	490	2165	3084	1186	272	71	20	4	1	1	0	0	0	0	0	0	0	0	0	0	0	0	0

Site 3A&B
 Location BRICKHILL ROAD NORTH - attached to POST
 Direction Southbound
 Virtual Week (1)












15719 - MILTON KEYNES
 JULY 2024
 AUTOMATIC TRAFFIC COUNT

Time	Total	Speed Bins (mph)																															
		0 - 5	5 - 10	10 - 15	15 - 20	20 - 25	25 - 30	30 - 35	35 - 40	40 - 45	45 - 50	50 - 55	55 - 60	60 - 65	65 - 70	70 - 75	75 - 80	80 - 85	85 - 90	90 - 95	95 - 100	100 - 105	105 - 110	110 - 115	115 - 120	120 - 125	125 - 130	130 - 135	135 - 140				
Mon	7434	0	0	1	17	73	537	2101	3040	1266	315	57	21	5	1	0	0	0	0	0	0	0	0	0	0	0	0	0	0	0	0	0	
Tue	7692	0	1	5	21	128	600	2383	3154	1092	237	56	12	3	0	0	0	0	0	0	0	0	0	0	0	0	0	0	0	0	0	0	
Wed	7621	0	0	1	18	111	545	2091	3158	1261	324	82	20	6	2	2	0	0	0	0	0	0	0	0	0	0	0	0	0	0	0	0	
Thu	8062	0	2	8	34	91	567	2292	3276	1384	291	92	21	2	2	0	0	0	0	0	0	0	0	0	0	0	0	0	0	0	0	0	
Fri	8040	2	13	6	19	88	623	2675	3160	1108	243	77	19	5	1	1	0	0	0	0	0	0	0	0	0	0	0	0	0	0	0	0	
Sat	6409	0	0	3	12	46	341	1870	2804	1019	230	53	23	5	0	3	0	0	0	0	0	0	0	0	0	0	0	0	0	0	0	0	
Sun	6524	0	0	2	5	21	215	1740	2995	1170	267	80	24	1	4	0	0	0	0	0	0	0	0	0	0	0	0	0	0	0	0	0	
5 Day Ave.	7770	0	3	4	22	98	574	2308	3158	1222	282	73	19	4	1	1	0	0	0	0	0	0	0	0	0	0	0	0	0	0	0	0	
7 Day Ave.	7397	0	2	4	18	80	490	2165	3084	1186	272	71	20	4	1	1	0	0	0	0	0	0	0	0	0	0	0	0	0	0	0	0	0
--	51782	2	16	26	126	558	3428	15152	21587	8300	1907	497	140	27	10	6	0	0	0	0	0	0	0	0	0	0	0	0	0	0	0	0	0

Summary Graphs



ATC VEHICLE CATEGORIES

Axles	Groups	Description	Class		Parameters	Dominant Vehicle	Aggregate
2	1 or 2	Very Short - Bicycle or Motorcycle	MC	1	d(1)<1.7m & axles=2		
2	1 or 2	Short - Sedan, Wagon, 4WD, Utility, Light Van	SV	2	d(1)>=1.7m, d(1)<=3.2m & axles=2		
3, 4 or 5	3	Short Towing - Trailer, Caravan, Boat, etc.	SVT	3	groups=3, d(1)>=2.1m, d(1)<=3.2m, d(2)>=2.1m &		1 (Light)
2	2	Two axle truck or Bus	TB2	4	d(1)>3.2m & axles=2		
3	2	Three axle truck or Bus	TB3	5	axles=3 & groups=2		
>3	2	Four axle truck	T4	6	axles>3 & groups=2		2 (Medium)
3	3	Three axle articulated vehicle or Rigid vehicle and trailer	ART3	7	d(1)>3.2m, axles=3 & groups=3		
4	>2	Four axle articulated vehicle or Rigid vehicle and trailer	ART4	8	d(2)<2.1m or d(1)<2.1m or d(1)>3.2m axles = 4 & groups>2		
5	>2	Five axle articulated vehicle or Rigid vehicle and trailer	ART5	9	d(2)<2.1m or d(1)<2.1m or d(1)>3.2m axles=5 & groups>2		
>=6	>2	Six (or more) axle articulated vehicle or Rigid vehicle and trailer	ART6	10	axles=6 & groups>2 or axles>6 & groups=3		
>6	4	B-Double or Heavy truck and trailer	BD	11	groups=4 & axles>6		
>6	>=5	Double or triple road train or Heavy truck and two (or more) trailers	DRT	12	groups>=5 & axles>6		3 (Heavy)

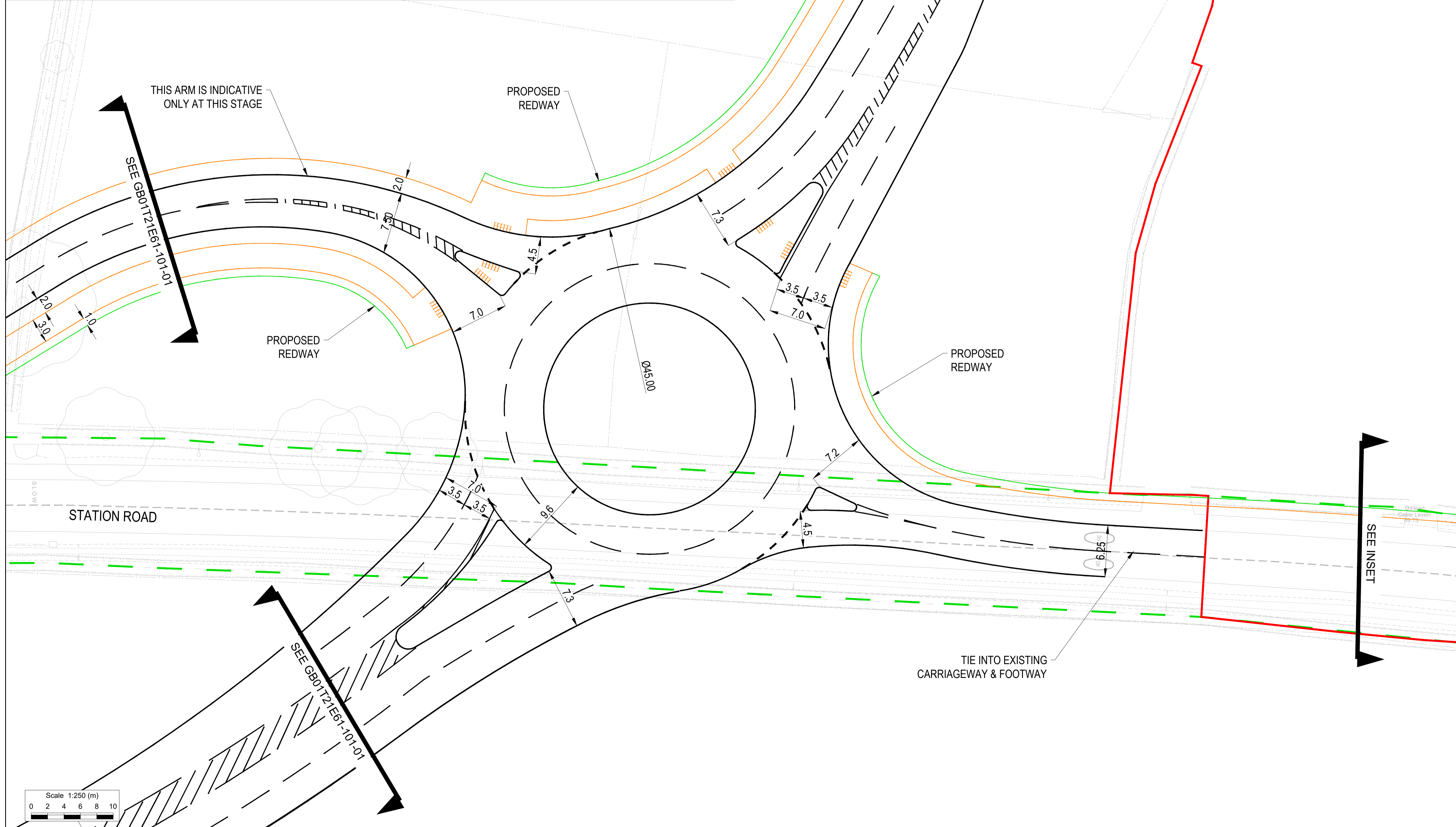
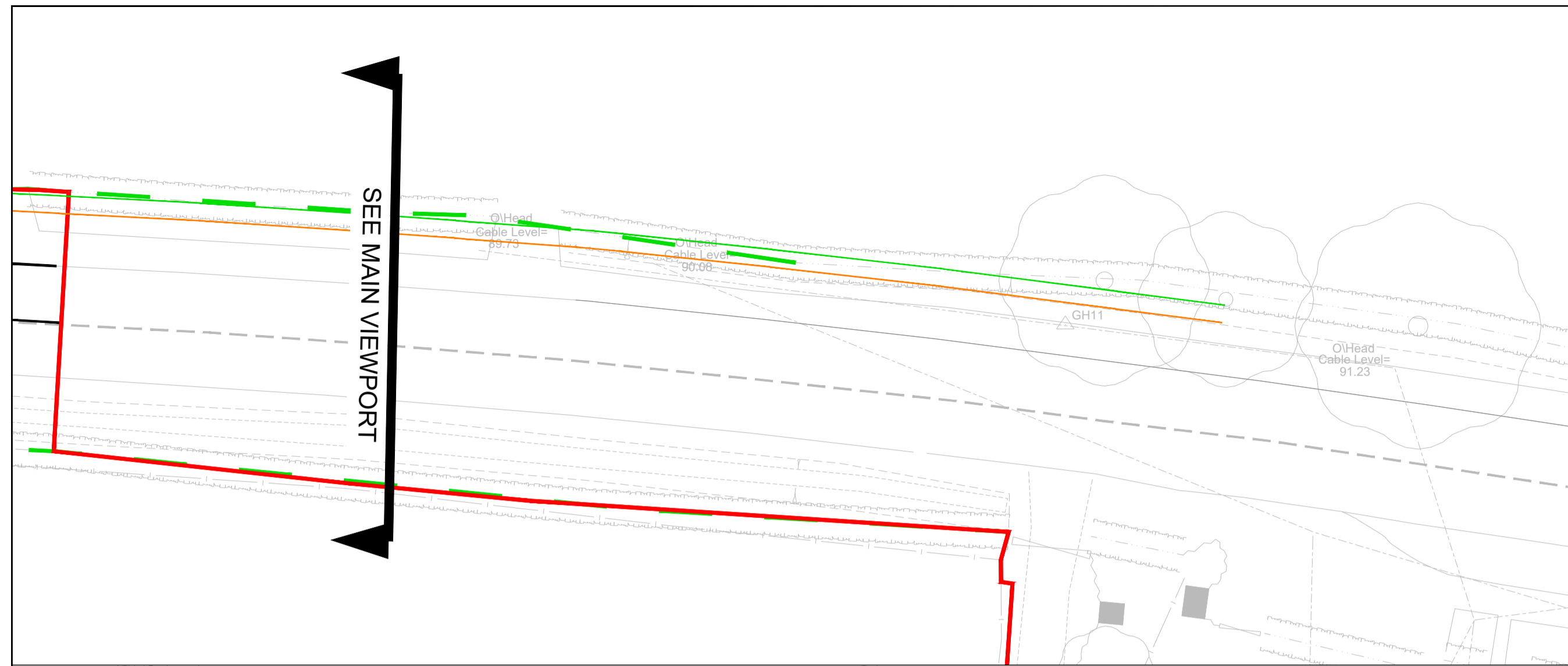


ATC SPEED BINS & DATA HEADINGS

Heading	Description
0 - 5	Speed bin totals 0 - 5 mph
5 - 10	Speed bin totals 5 - 10 mph
10 - 15	Speed bin totals 10 - 15 mph
15 - 20	Speed bin totals 15 - 20 mph
20 - 25	Speed bin totals 20 - 25 mph
25 - 30	Speed bin totals 25 - 30 mph
30 - 35	Speed bin totals 30 - 35 mph
35 - 40	Speed bin totals 35 - 40 mph
40 - 45	Speed bin totals 40 - 45 mph
45 - 50	Speed bin totals 45 - 50 mph
50 - 55	Speed bin totals 50 - 55 mph
55 - 60	Speed bin totals 55 - 60 mph
60 - 65	Speed bin totals 60 - 65 mph
65 - 70	Speed bin totals 65 - 70 mph
70 - 75	Speed bin totals 70 - 75 mph
75 - 80	Speed bin totals 75 - 80 mph
80 - 85	Speed bin totals 80 - 85 mph
85 - 90	Speed bin totals 85 - 90 mph
90 - 95	Speed bin totals 90 - 95 mph
95 - 100	Speed bin totals 95 - 100 mph
100 - 105	Speed bin totals 100 - 105 mph
105 - 110	Speed bin totals 105 - 110 mph
110 - 115	Speed bin totals 110 - 115 mph
115 - 120	Speed bin totals 115 - 120 mph
120 - 125	Speed bin totals 120 - 125 mph
125 - 130	Speed bin totals 125 - 130 mph
130 - 135	Speed bin totals 130 - 135 mph
135 - 140	Speed bin totals 135 - 140 mph

Heading	Description
>PSL	Greater than the posted speed limit
>PSL%	Greater than the posted speed limit as a percentage
>SL1 ACPO	Greater than ACPO (Association of Chief Police Officers) standard. ACPO is PSL x 10%+2mph
>SL1% ACPO	Greater than ACPO displayed as a percentage
>SL2 DfT	Greater than DfT (Department For Transport) standard. DfT is PSL plus 15mph.
>SL2% DfT	Greater than DfT displayed as a percentage
Mean	Average speed
Vpp 85	85th percentile speed

Appendix F Systra Drawing Number GB01T21E61-101-02 Rev P5



- NOTES**
1. Design subject to detailed modelling assessment and road safety audit.
 2. Do not scale from this drawing. If in doubt refer to the project manager for clarification.
 3. All dimensions are shown in metres unless otherwise stated.
 4. Layout based on Topographical survey provided by the Client.

- KEY**
- RED LINE BOUNDARY
 - TOPOGRAPHICAL SURVEY
 - ADOPTED HIGHWAY BASED ON MILTON KEYNES COUNCIL RECORDS & TOPOGRAPHICAL SURVEY
 - PROPOSED KERB
 - PROPOSED ROAD MARKING
 - EXISTING FOOTWAY / PROW
 - PROPOSED EDGING KERB
 - PROPOSED VERGE

Rev	Date	Revision details	Drawn	Checked	Approved
P5	10/02/2023	Redway removed from relief road, relocated on eastern arm and Station Road	AW	JG	JC
P4	09/02/2023	Amended thickness of Redline boundary and Notes	AW	JG	JC
P3	10/01/2023	Master plan & Redline boundary updated	AW	JG	JC
P2	23/01/2023	Updates to western arm central island	AW	AWH	JG
P1	10/02/2022	Redline boundary updated	AW	JG	JG

© This drawing is the property of Systra Limited and the information can only be reproduced with their prior permission.

SYSTRA
www.systra.co.uk

8th Floor, Alpha Tower
Suffolk Street Queensway
Birmingham, B1 1TT

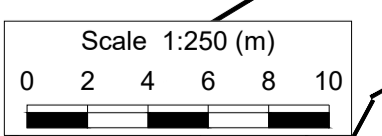
T 0121 230 6010
F 0121 230 6011

Client: **L&Q ESTATES**

Project: **BOW BRICKHILL MILTON KEYNES**

Title: **LAND WITHIN SEMK SUE RELIEF ROAD / STATION ROAD JUNCTION 2 GENERAL ARRANGEMENT**

Drawn	Checked	Approved
BW	ARM	JG
Original dwg size	Date	Scale
A1	28/01/2022	1:250
Drawing Status	Drawing Number	Rev
FOR PLANNING	GB01T21E61-101-02	P5



Appendix G TRICS Data

Calculation Reference: AUDIT-706706-240701-0710

TRIP RATE CALCULATION SELECTION PARAMETERS:

Land Use : 03 - RESIDENTIAL
Category : K - MIXED PRIV HOUS (FLATS AND HOUSES)
MULTI-MODAL TOTAL VEHICLES

Selected regions and areas:

02	SOUTH EAST	
	HC HAMPSHIRE	2 days
	HF HERTFORDSHIRE	2 days
	WS WEST SUSSEX	3 days
05	EAST MIDLANDS	
	DY DERBY	1 days
	NG NOTTINGHAM	1 days

This section displays the number of survey days per TRICS® sub-region in the selected set

Primary Filtering selection:

This data displays the chosen trip rate parameter and its selected range. Only sites that fall within the parameter range are included in the trip rate calculation.

Parameter: No of Dwellings
Actual Range: 100 to 618 (units:)
Range Selected by User: 100 to 2000 (units:)

Parking Spaces Range: All Surveys Included

Parking Spaces per Dwelling Range: All Surveys Included

Bedrooms per Dwelling Range: All Surveys Included

Percentage of dwellings privately owned: All Surveys Included

Public Transport Provision:

Selection by: Include all surveys

Date Range: 01/01/16 to 05/07/23

This data displays the range of survey dates selected. Only surveys that were conducted within this date range are included in the trip rate calculation.

Selected survey days:

Monday	2 days
Tuesday	1 days
Wednesday	2 days
Thursday	4 days

This data displays the number of selected surveys by day of the week.

Selected survey types:

Manual count	9 days
Directional ATC Count	0 days

This data displays the number of manual classified surveys and the number of unclassified ATC surveys, the total adding up to the overall number of surveys in the selected set. Manual surveys are undertaken using staff, whilst ATC surveys are undertaken using machines.

Selected Locations:

Suburban Area (PPS6 Out of Centre)	1
Edge of Town	6
Neighbourhood Centre (PPS6 Local Centre)	2

This data displays the number of surveys per main location category within the selected set. The main location categories consist of Free Standing, Edge of Town, Suburban Area, Neighbourhood Centre, Edge of Town Centre, Town Centre and Not Known.

Selected Location Sub Categories:

Industrial Zone	1
Residential Zone	5
Village	2
No Sub Category	1

This data displays the number of surveys per location sub-category within the selected set. The location sub-categories consist of Commercial Zone, Industrial Zone, Development Zone, Residential Zone, Retail Zone, Built-Up Zone, Village, Out of Town, High Street and No Sub Category.

Inclusion of Servicing Vehicles Counts:

Servicing vehicles Included	2 days - Selected
Servicing vehicles Excluded	11 days - Selected

Secondary Filtering selection:

Use Class:

C3 9 days

This data displays the number of surveys per Use Class classification within the selected set. The Use Classes Order (England) 2020 has been used for this purpose, which can be found within the Library module of TRICS@.

Population within 500m Range:

All Surveys Included

Secondary Filtering selection (Cont.):

Population within 1 mile:

1,001 to 5,000	1 days
5,001 to 10,000	1 days
10,001 to 15,000	5 days
20,001 to 25,000	2 days

This data displays the number of selected surveys within stated 1-mile radii of population.

Population within 5 miles:

50,001 to 75,000	1 days
75,001 to 100,000	1 days
100,001 to 125,000	1 days
125,001 to 250,000	3 days
250,001 to 500,000	3 days

This data displays the number of selected surveys within stated 5-mile radii of population.

Car ownership within 5 miles:

0.6 to 1.0	1 days
1.1 to 1.5	8 days

This data displays the number of selected surveys within stated ranges of average cars owned per residential dwelling, within a radius of 5-miles of selected survey sites.

Travel Plan:

Yes	7 days
No	2 days

This data displays the number of surveys within the selected set that were undertaken at sites with Travel Plans in place, and the number of surveys that were undertaken at sites without Travel Plans.

PTAL Rating:

No PTAL Present	9 days
-----------------	--------

This data displays the number of selected surveys with PTAL Ratings.

LIST OF SITES relevant to selection parameters (Cont.)

8	WS-03-K-03	MIXED HOUSES & FLATS	WEST SUSSEX
	LITTLEHAMPTON ROAD		
	WORTHING		
	WEST DURRINGTON		
	Edge of Town		
	Residential Zone		
	Total No of Dwellings:	111	
	Survey date: THURSDAY	12/05/16	Survey Type: MANUAL
9	WS-03-K-04	MIXED HOUSES & FLATS	WEST SUSSEX
	HILLS FARM LANE		
	HORSHAM		
	BROADBRIDGE HEATH		
	Edge of Town		
	Residential Zone		
	Total No of Dwellings:	371	
	Survey date: THURSDAY	28/06/18	Survey Type: MANUAL

This section provides a list of all survey sites and days in the selected set. For each individual survey site, it displays a unique site reference code and site address, the selected trip rate calculation parameter and its value, the day of the week and date of each survey, and whether the survey was a manual classified count or an ATC count.

MANUALLY DESELECTED SITES

Site Ref	Reason for Deselection
SC-03-K-01	Covid-19 restrictions in place
WS-03-K-05	Covid-19 restrictions in place

TRIP RATE for Land Use 03 - RESIDENTIAL/K - MIXED PRIV HOUS (FLATS AND HOUSES)

MULTI-MODAL TOTAL VEHICLES

Calculation factor: 1 DWELLS

BOLD print indicates peak (busiest) period

Total People to Total Vehicles ratio (all time periods and directions): 1.64

Time Range	ARRIVALS			DEPARTURES			TOTALS		
	No. Days	Ave. DWELLS	Trip Rate	No. Days	Ave. DWELLS	Trip Rate	No. Days	Ave. DWELLS	Trip Rate
00:00 - 01:00									
01:00 - 02:00									
02:00 - 03:00									
03:00 - 04:00									
04:00 - 05:00									
05:00 - 06:00									
06:00 - 07:00									
07:00 - 08:00	9	273	0.082	9	273	0.283	9	273	0.365
08:00 - 09:00	9	273	0.134	9	273	0.326	9	273	0.460
09:00 - 10:00	9	273	0.125	9	273	0.166	9	273	0.291
10:00 - 11:00	9	273	0.128	9	273	0.138	9	273	0.266
11:00 - 12:00	9	273	0.105	9	273	0.123	9	273	0.228
12:00 - 13:00	9	273	0.142	9	273	0.129	9	273	0.271
13:00 - 14:00	9	273	0.141	9	273	0.140	9	273	0.281
14:00 - 15:00	9	273	0.139	9	273	0.165	9	273	0.304
15:00 - 16:00	9	273	0.241	9	273	0.162	9	273	0.403
16:00 - 17:00	9	273	0.238	9	273	0.161	9	273	0.399
17:00 - 18:00	9	273	0.286	9	273	0.156	9	273	0.442
18:00 - 19:00	9	273	0.284	9	273	0.170	9	273	0.454
19:00 - 20:00									
20:00 - 21:00									
21:00 - 22:00									
22:00 - 23:00									
23:00 - 24:00									
Total Rates:			2.045			2.119			4.164

This section displays the trip rate results based on the selected set of surveys and the selected count type (shown just above the table). It is split by three main columns, representing arrivals trips, departures trips, and total trips (arrivals plus departures). Within each of these main columns are three sub-columns. These display the number of survey days where count data is included (per time period), the average value of the selected trip rate calculation parameter (per time period), and the trip rate result (per time period). Total trip rates (the sum of the column) are also displayed at the foot of the table.

*To obtain a trip rate, the average (mean) trip rate parameter value (TRP) is first calculated for all selected survey days that have count data available for the stated time period. The average (mean) number of arrivals, departures or totals (whichever applies) is also calculated (COUNT) for all selected survey days that have count data available for the stated time period. Then, the average count is divided by the average trip rate parameter value, and multiplied by the stated calculation factor (shown just above the table and abbreviated here as FACT). So, the method is: COUNT/TRP*FACT. Trip rates are then rounded to 3 decimal places.*

The survey data, graphs and all associated supporting information, contained within the TRICS Database are published by TRICS Consortium Limited ("the Company") and the Company claims copyright and database rights in this published work. The Company authorises those who possess a current TRICS licence to access the TRICS Database and copy the data contained within the TRICS Database for the licence holders' use only. Any resulting copy must retain all copyrights and other proprietary notices, and any disclaimer contained thereon.

The Company accepts no responsibility for loss which may arise from reliance on data contained in the TRICS Database. [No warranty of any kind, express or implied, is made as to the data contained in the TRICS Database.]

Parameter summary

Trip rate parameter range selected: 100 - 618 (units:)
Survey date date range: 01/01/16 - 05/07/23
Number of weekdays (Monday-Friday): 9
Number of Saturdays: 0
Number of Sundays: 0
Surveys automatically removed from selection: 2
Surveys manually removed from selection: 2

This section displays a quick summary of some of the data filtering selections made by the TRICS® user. The trip rate calculation parameter range of all selected surveys is displayed first, followed by the range of minimum and maximum survey dates selected by the user. Then, the total number of selected weekdays and weekend days in the selected set of surveys are show. Finally, the number of survey days that have been manually removed from the selected set outside of the standard filtering procedure are displayed.

TRIP RATE for Land Use 03 - RESIDENTIAL/K - MIXED PRIV HOUS (FLATS AND HOUSES)

MULTI-MODAL TAXI S

Calculation factor: 1 DWELLS

BOLD print indicates peak (busiest) period

Time Range	ARRIVALS			DEPARTURES			TOTALS		
	No. Days	Ave. DWELLS	Trip Rate	No. Days	Ave. DWELLS	Trip Rate	No. Days	Ave. DWELLS	Trip Rate
00:00 - 01:00									
01:00 - 02:00									
02:00 - 03:00									
03:00 - 04:00									
04:00 - 05:00									
05:00 - 06:00									
06:00 - 07:00									
07:00 - 08:00	9	273	0.003	9	273	0.003	9	273	0.006
08:00 - 09:00	9	273	0.003	9	273	0.004	9	273	0.007
09:00 - 10:00	9	273	0.003	9	273	0.003	9	273	0.006
10:00 - 11:00	9	273	0.004	9	273	0.003	9	273	0.007
11:00 - 12:00	9	273	0.001	9	273	0.002	9	273	0.003
12:00 - 13:00	9	273	0.003	9	273	0.003	9	273	0.006
13:00 - 14:00	9	273	0.002	9	273	0.002	9	273	0.004
14:00 - 15:00	9	273	0.004	9	273	0.004	9	273	0.008
15:00 - 16:00	9	273	0.003	9	273	0.004	9	273	0.007
16:00 - 17:00	9	273	0.001	9	273	0.001	9	273	0.002
17:00 - 18:00	9	273	0.001	9	273	0.001	9	273	0.002
18:00 - 19:00	9	273	0.003	9	273	0.003	9	273	0.006
19:00 - 20:00									
20:00 - 21:00									
21:00 - 22:00									
22:00 - 23:00									
23:00 - 24:00									
Total Rates:			0.031			0.033			0.064

This section displays the trip rate results based on the selected set of surveys and the selected count type (shown just above the table). It is split by three main columns, representing arrivals trips, departures trips, and total trips (arrivals plus departures). Within each of these main columns are three sub-columns. These display the number of survey days where count data is included (per time period), the average value of the selected trip rate calculation parameter (per time period), and the trip rate result (per time period). Total trip rates (the sum of the column) are also displayed at the foot of the table.

To obtain a trip rate, the average (mean) trip rate parameter value (TRP) is first calculated for all selected survey days that have count data available for the stated time period. The average (mean) number of arrivals, departures or totals (whichever applies) is also calculated (COUNT) for all selected survey days that have count data available for the stated time period. Then, the average count is divided by the average trip rate parameter value, and multiplied by the stated calculation factor (shown just above the table and abbreviated here as FACT). So, the method is: $COUNT/TRP*FACT$. Trip rates are then rounded to 3 decimal places.

TRIP RATE for Land Use 03 - RESIDENTIAL/K - MIXED PRIV HOUS (FLATS AND HOUSES)

MULTI-MODAL OGVS

Calculation factor: 1 DWELLS

BOLD print indicates peak (busiest) period

Time Range	ARRIVALS			DEPARTURES			TOTALS		
	No. Days	Ave. DWELLS	Trip Rate	No. Days	Ave. DWELLS	Trip Rate	No. Days	Ave. DWELLS	Trip Rate
00:00 - 01:00									
01:00 - 02:00									
02:00 - 03:00									
03:00 - 04:00									
04:00 - 05:00									
05:00 - 06:00									
06:00 - 07:00									
07:00 - 08:00	9	273	0.001	9	273	0.001	9	273	0.002
08:00 - 09:00	9	273	0.000	9	273	0.000	9	273	0.000
09:00 - 10:00	9	273	0.001	9	273	0.001	9	273	0.002
10:00 - 11:00	9	273	0.003	9	273	0.003	9	273	0.006
11:00 - 12:00	9	273	0.001	9	273	0.001	9	273	0.002
12:00 - 13:00	9	273	0.002	9	273	0.001	9	273	0.003
13:00 - 14:00	9	273	0.002	9	273	0.002	9	273	0.004
14:00 - 15:00	9	273	0.002	9	273	0.001	9	273	0.003
15:00 - 16:00	9	273	0.000	9	273	0.001	9	273	0.001
16:00 - 17:00	9	273	0.001	9	273	0.001	9	273	0.002
17:00 - 18:00	9	273	0.000	9	273	0.000	9	273	0.000
18:00 - 19:00	9	273	0.000	9	273	0.000	9	273	0.000
19:00 - 20:00									
20:00 - 21:00									
21:00 - 22:00									
22:00 - 23:00									
23:00 - 24:00									
Total Rates:			0.013			0.012			0.025

This section displays the trip rate results based on the selected set of surveys and the selected count type (shown just above the table). It is split by three main columns, representing arrivals trips, departures trips, and total trips (arrivals plus departures). Within each of these main columns are three sub-columns. These display the number of survey days where count data is included (per time period), the average value of the selected trip rate calculation parameter (per time period), and the trip rate result (per time period). Total trip rates (the sum of the column) are also displayed at the foot of the table.

To obtain a trip rate, the average (mean) trip rate parameter value (TRP) is first calculated for all selected survey days that have count data available for the stated time period. The average (mean) number of arrivals, departures or totals (whichever applies) is also calculated (COUNT) for all selected survey days that have count data available for the stated time period. Then, the average count is divided by the average trip rate parameter value, and multiplied by the stated calculation factor (shown just above the table and abbreviated here as FACT). So, the method is: $COUNT/TRP*FACT$. Trip rates are then rounded to 3 decimal places.

TRIP RATE for Land Use 03 - RESIDENTIAL/K - MIXED PRIV HOUS (FLATS AND HOUSES)

MULTI-MODAL PSVS

Calculation factor: 1 DWELLS

BOLD print indicates peak (busiest) period

Time Range	ARRIVALS			DEPARTURES			TOTALS		
	No. Days	Ave. DWELLS	Trip Rate	No. Days	Ave. DWELLS	Trip Rate	No. Days	Ave. DWELLS	Trip Rate
00:00 - 01:00									
01:00 - 02:00									
02:00 - 03:00									
03:00 - 04:00									
04:00 - 05:00									
05:00 - 06:00									
06:00 - 07:00									
07:00 - 08:00	9	273	0.002	9	273	0.002	9	273	0.004
08:00 - 09:00	9	273	0.002	9	273	0.002	9	273	0.004
09:00 - 10:00	9	273	0.002	9	273	0.002	9	273	0.004
10:00 - 11:00	9	273	0.002	9	273	0.002	9	273	0.004
11:00 - 12:00	9	273	0.002	9	273	0.002	9	273	0.004
12:00 - 13:00	9	273	0.002	9	273	0.002	9	273	0.004
13:00 - 14:00	9	273	0.002	9	273	0.002	9	273	0.004
14:00 - 15:00	9	273	0.002	9	273	0.002	9	273	0.004
15:00 - 16:00	9	273	0.002	9	273	0.002	9	273	0.004
16:00 - 17:00	9	273	0.002	9	273	0.002	9	273	0.004
17:00 - 18:00	9	273	0.002	9	273	0.002	9	273	0.004
18:00 - 19:00	9	273	0.002	9	273	0.002	9	273	0.004
19:00 - 20:00									
20:00 - 21:00									
21:00 - 22:00									
22:00 - 23:00									
23:00 - 24:00									
Total Rates:			0.024			0.024			0.048

This section displays the trip rate results based on the selected set of surveys and the selected count type (shown just above the table). It is split by three main columns, representing arrivals trips, departures trips, and total trips (arrivals plus departures). Within each of these main columns are three sub-columns. These display the number of survey days where count data is included (per time period), the average value of the selected trip rate calculation parameter (per time period), and the trip rate result (per time period). Total trip rates (the sum of the column) are also displayed at the foot of the table.

To obtain a trip rate, the average (mean) trip rate parameter value (TRP) is first calculated for all selected survey days that have count data available for the stated time period. The average (mean) number of arrivals, departures or totals (whichever applies) is also calculated (COUNT) for all selected survey days that have count data available for the stated time period. Then, the average count is divided by the average trip rate parameter value, and multiplied by the stated calculation factor (shown just above the table and abbreviated here as FACT). So, the method is: $COUNT/TRP*FACT$. Trip rates are then rounded to 3 decimal places.

TRIP RATE for Land Use 03 - RESIDENTIAL/K - MIXED PRIV HOUS (FLATS AND HOUSES)

MULTI-MODAL CYCLISTS

Calculation factor: 1 DWELLS

BOLD print indicates peak (busiest) period

Time Range	ARRIVALS			DEPARTURES			TOTALS		
	No. Days	Ave. DWELLS	Trip Rate	No. Days	Ave. DWELLS	Trip Rate	No. Days	Ave. DWELLS	Trip Rate
00:00 - 01:00									
01:00 - 02:00									
02:00 - 03:00									
03:00 - 04:00									
04:00 - 05:00									
05:00 - 06:00									
06:00 - 07:00									
07:00 - 08:00	9	273	0.005	9	273	0.014	9	273	0.019
08:00 - 09:00	9	273	0.007	9	273	0.024	9	273	0.031
09:00 - 10:00	9	273	0.003	9	273	0.007	9	273	0.010
10:00 - 11:00	9	273	0.005	9	273	0.004	9	273	0.009
11:00 - 12:00	9	273	0.003	9	273	0.003	9	273	0.006
12:00 - 13:00	9	273	0.005	9	273	0.004	9	273	0.009
13:00 - 14:00	9	273	0.003	9	273	0.002	9	273	0.005
14:00 - 15:00	9	273	0.004	9	273	0.004	9	273	0.008
15:00 - 16:00	9	273	0.015	9	273	0.012	9	273	0.027
16:00 - 17:00	9	273	0.011	9	273	0.003	9	273	0.014
17:00 - 18:00	9	273	0.013	9	273	0.006	9	273	0.019
18:00 - 19:00	9	273	0.009	9	273	0.004	9	273	0.013
19:00 - 20:00									
20:00 - 21:00									
21:00 - 22:00									
22:00 - 23:00									
23:00 - 24:00									
Total Rates:			0.083			0.087			0.170

This section displays the trip rate results based on the selected set of surveys and the selected count type (shown just above the table). It is split by three main columns, representing arrivals trips, departures trips, and total trips (arrivals plus departures). Within each of these main columns are three sub-columns. These display the number of survey days where count data is included (per time period), the average value of the selected trip rate calculation parameter (per time period), and the trip rate result (per time period). Total trip rates (the sum of the column) are also displayed at the foot of the table.

To obtain a trip rate, the average (mean) trip rate parameter value (TRP) is first calculated for all selected survey days that have count data available for the stated time period. The average (mean) number of arrivals, departures or totals (whichever applies) is also calculated (COUNT) for all selected survey days that have count data available for the stated time period. Then, the average count is divided by the average trip rate parameter value, and multiplied by the stated calculation factor (shown just above the table and abbreviated here as FACT). So, the method is: $COUNT/TRP*FACT$. Trip rates are then rounded to 3 decimal places.